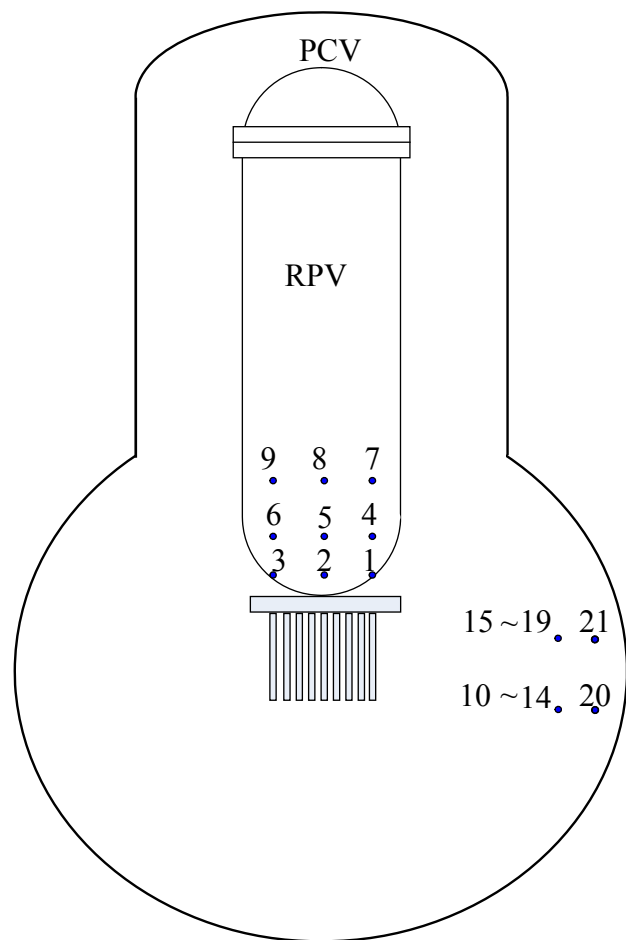


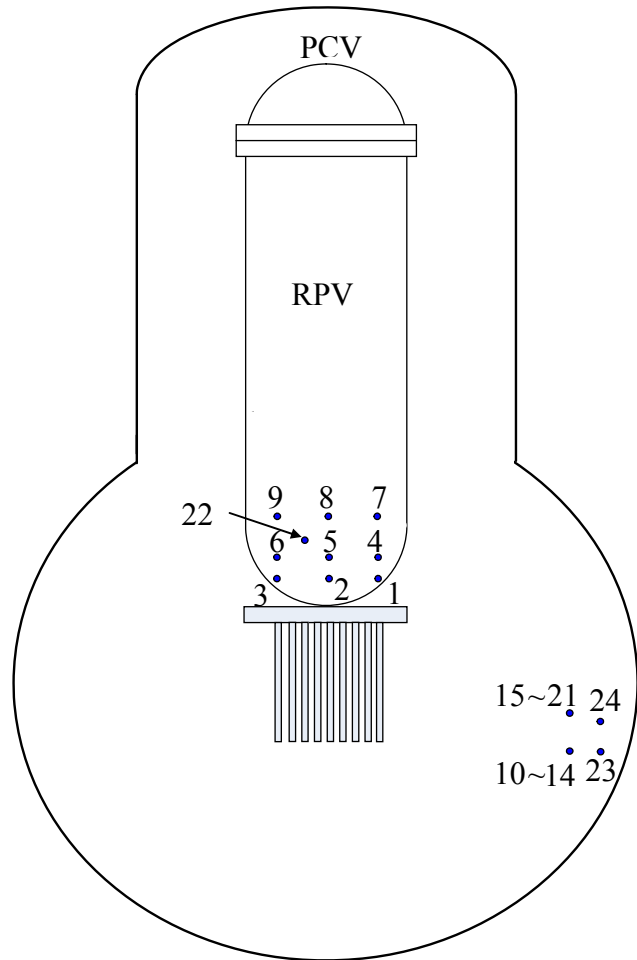
Fukushima Daiichi Nuclear Power Station Unit 1: Thermometers of safety regulations



No	Name of measuring points	Monitoring target by safety regulations(*)
1	vessel bottom head(TE-263-69L1)	○
2	vessel bottom head(TE-263-69L2)	○
3	vessel bottom head(TE-263-69L3)	—
4	vessel bottom above skirt joint(TE-263-69H1)	○
5	vessel bottom above skirt joint(TE-263-69H2)	—
6	vessel bottom above skirt joint(TE-263-69H3)	○
7	vessel down comer(TE-263-69G1)	—
8	vessel down comer(TE-263-69G2)	○
9	vessel down comer(TE-263-69G3)	○
10	HVH-12A return air(TE-1625A)	○
11	HVH-12B return air(TE-1625B)	○
12	HVH-12C return air(TE-1625C)	○
13	HVH-12D return air(TE-1625D)	○
14	HVH-12E return air(TE-1625E)	○
15	HVH-12A supply air(TE-1625F)	○
16	HVH-12B supply air(TE-1625G)	○
17	HVH-12C supply air(TE-1625H)	○
18	HVH-12D supply air(TE-1625J)	○
19	HVH-12E supply air(TE-1625K)	○
20	PCV temperature (TE-1625T3)	○
21	PCV temperature (TE-1625T6)	○

(*)as of April 9, 2014

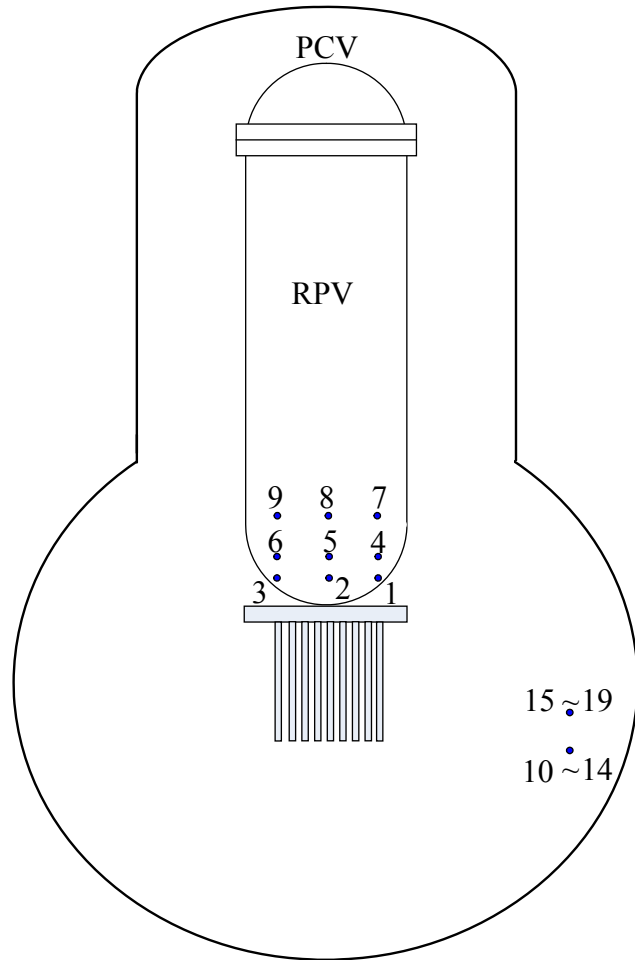
Fukushima Daiichi Nuclear Power Station Unit 2: Thermometers of safety regulations



(*)as of July 17, 2014

No	Name of measuring points	Monitoring target by safety regulations(*)
1	vessel bottom head (TE-2-3-69L1)	—
2	vessel bottom head (TE-2-3-69L2)	—
3	vessel bottom head (TE-2-3-69L3)	—
4	vessel bottom above skirt jct (TE-2-3-69F1)	—
5	vessel bottom above skirt jct (TE-2-3-69F2)	—
6	vessel bottom above skirt jct (TE-2-3-69F3)	—
7	vessel wall above bottom head (TE-2-3-69H1)	—
8	vessel wall above bottom head (TE-2-3-69H2)	—
9	vessel wall above bottom head (TE-2-3-69H3)	○
10	return air drywell cooler (TE-16-114A)	—
11	return air drywell cooler (TE-16-114B)	○
12	return air drywell cooler (TE-16-114C)	○
13	return air drywell cooler (TE-16-114D)	—
14	return air drywell cooler (TE-16-114E)	○
15	supply air D/W cooler(TE-16-114F#1)	—
16	supply air D/W cooler(TE-16-114G#1)	○
17	supply air D/W cooler(TE-16-114H#1)	—
18	supply air D/W cooler(TE-16-114J#1)	○
19	supply air D/W cooler(TE-16-114K#1)	—
20	PCV temperature(TE-16-114W#1)	Removed
21	PCV temperature(TE-16-114W#2)	Removed
22	RPV temperature(TE-2-3-69R)	—
23	PCV temperature (TE-16-007)	○
24	PCV temperature (TE-16-008)	○

Fukushima Daiichi Nuclear Power Station Unit 3: Thermometers of safety regulations



No	Name of measuring points	Monitoring target by safety regulations(*)
1	Vessel bottom head(TE-2-3-69L1)	○
2	Vessel bottom head(TE-2-3-69L2)	○
3	Vessel bottom head(TE-2-3-69L3)	○
4	vessel bottom above skirt jot(TE-2-3-69F1)	○
5	vessel bottom above skirt jot(TE-2-3-69F2)	○
6	vessel bottom above skirt jot(TE-2-3-69F3)	○
7	Vessel wall above bottom head(TE-2-3-69H1)	○
8	Vessel wall above bottom head(TE-2-3-69H2)	○
9	Vessel wall above bottom head(TE-2-3-69H3)	○
10	return air drywell cooler(TE-16-114A)	○
11	return air drywell cooler(TE-16-114B)	○
12	return air drywell cooler(TE-16-114C)	○
13	return air drywell cooler(TE-16-114D)	○
14	return air drywell cooler(TE-16-114E)	○
15	supply air D/W cooler(TE-16-114F#1)	○
16	supply air D/W cooler(TE-16-114G#1)	○
17	supply air D/W cooler(TE-16-114H#1)	○
18	supply air D/W cooler(TE-16-114J#2)	○
19	supply air D/W cooler(TE-16-114K#1)	○

(*)as of October 2, 2013