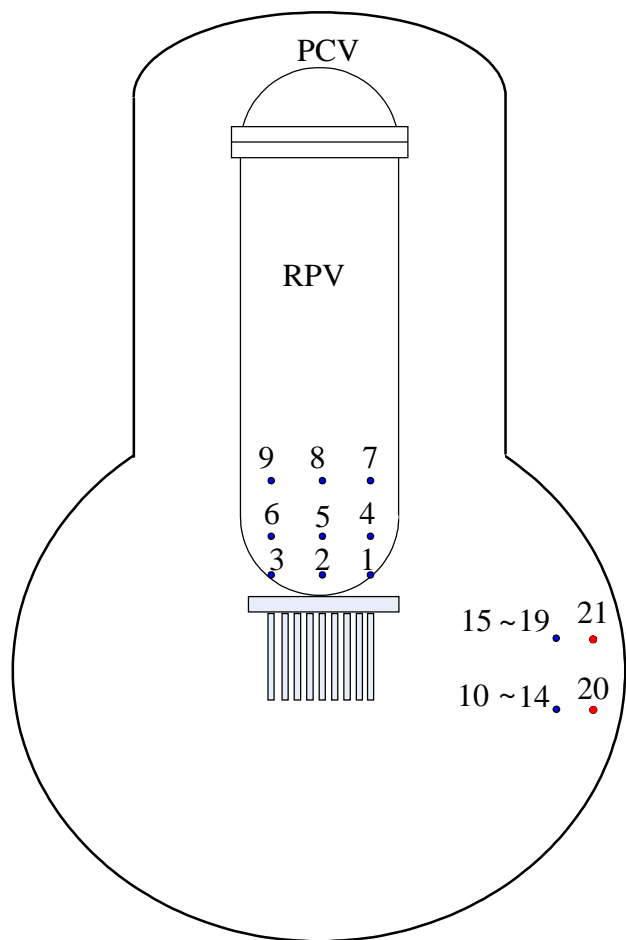


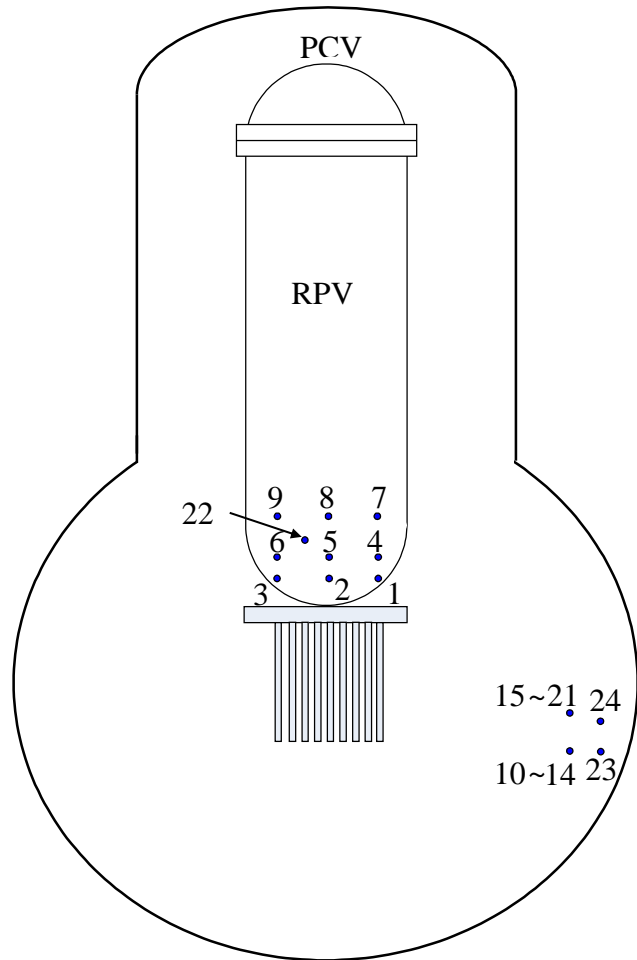
## Fukushima Daiichi Nuclear Power Station Unit 1: Thermometers of safety regulations



No	Name of measuring points	Monitoring target by safety regulations(*)
1	vessel bottom head(TE-263-69L1)	
2	vessel bottom head(TE-263-69L2)	
3	vessel bottom head(TE-263-69L3)	
4	vessel bottom above skirt joint(TE-263-69H1)	
5	vessel bottom above skirt joint(TE-263-69H2)	
6	vessel bottom above skirt joint(TE-263-69H3)	
7	vessel down comer(TE-263-69G1)	
8	vessel down comer(TE-263-69G2)	
9	vessel down comer(TE-263-69G3)	
10	HVH-12A return air(TE-1625A)	
11	HVH-12B return air(TE-1625B)	
12	HVH-12C return air(TE-1625C)	
13	HVH-12D return air(TE-1625D)	
14	HVH-12E return air(TE-1625E)	
15	HVH-12A supply air(TE-1625F)	
16	HVH-12B supply air(TE-1625G)	
17	HVH-12C supply air(TE-1625H)	
18	HVH-12D supply air(TE-1625J)	
19	HVH-12E supply air(TE-1625K)	
20	PCV temperature (TE-1625T5)	
21	PCV temperature (TE-1625T7)	

(\*)as of May 12, 2017

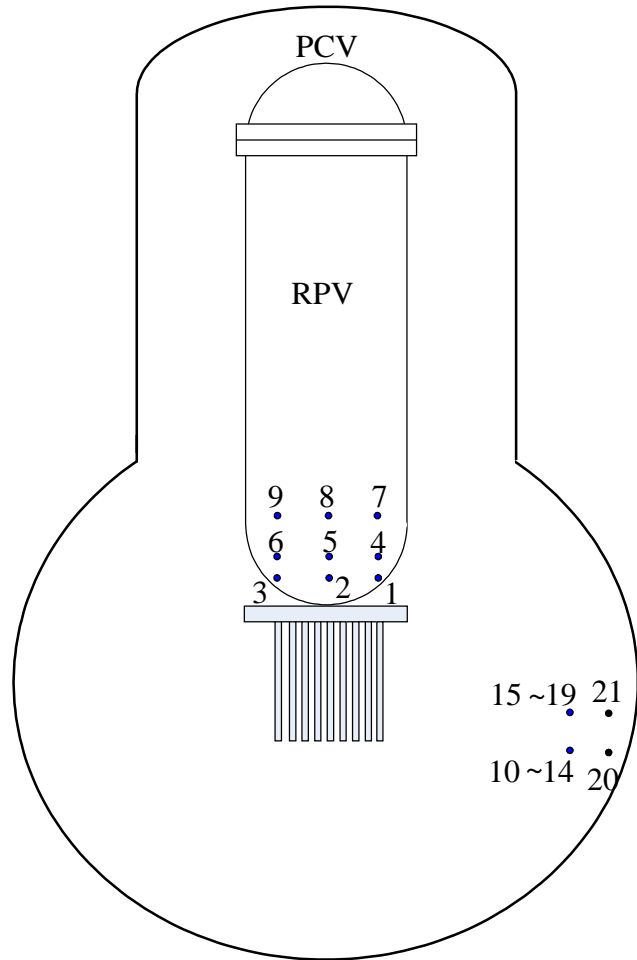
## Fukushima Daiichi Nuclear Power Station Unit 2: Thermometers of safety regulations



No	Name of measuring points	Monitoring target by safety regulations(*)
1	vessel bottom head (TE-2-3-69L1)	
2	vessel bottom head (TE-2-3-69L2)	
3	vessel bottom head (TE-2-3-69L3)	
4	vessel bottom above skirt jct (TE-2-3-69F1)	
5	vessel bottom above skirt jct (TE-2-3-69F2)	
6	vessel bottom above skirt jct (TE-2-3-69F3)	
7	vessel wall above bottom head (TE-2-3-69H1)	
8	vessel wall above bottom head (TE-2-3-69H2)	
9	vessel wall above bottom head (TE-2-3-69H3)	
10	return air drywell cooler (TE-16-114A)	
11	return air drywell cooler (TE-16-114B)	
12	return air drywell cooler (TE-16-114C)	
13	return air drywell cooler (TE-16-114D)	
14	return air drywell cooler (TE-16-114E)	
15	supply air D/W cooler(TE-16-114F#1)	
16	supply air D/W cooler(TE-16-114G#1)	
17	supply air D/W cooler(TE-16-114H#2)	
18	supply air D/W cooler(TE-16-114J#1)	
19	supply air D/W cooler(TE-16-114K#2)	
20	PCV temperature(TE-16-114W#1)	Removed
21	PCV temperature(TE-16-114W#2)	Removed
22	RPV temperature(TE-2-3-69R)	
23	PCV temperature (TE-16-007)	
24	PCV temperature (TE-16-008)	

(\*)as of January 27, 2016

## Fukushima Daiichi Nuclear Power Station Unit 3: Thermometers of safety regulations



No	Name of measuring points	Monitoring target by safety regulations(*)
1	Vessel bottom head(TE-2-3-69L1)	
2	Vessel bottom head(TE-2-3-69L2)	
3	Vessel bottom head(TE-2-3-69L3)	
4	vessel bottom above skirt jot(TE-2-3-69F1)	
5	vessel bottom above skirt jot(TE-2-3-69F2)	
6	vessel bottom above skirt jot(TE-2-3-69F3)	
7	Vessel wall above bottom head(TE-2-3-69H1)	
8	Vessel wall above bottom head(TE-2-3-69H2)	
9	Vessel wall above bottom head(TE-2-3-69H3)	
10	return air drywell cooler(TE-16-114A)	
11	return air drywell cooler(TE-16-114B)	
12	return air drywell cooler(TE-16-114C)	
13	return air drywell cooler(TE-16-114D)	
14	return air drywell cooler(TE-16-114E)	
15	supply air D/W cooler(TE-16-114F#1)	
16	supply air D/W cooler(TE-16-114G#1)	
17	supply air D/W cooler(TE-16-114H#1)	
18	supply air D/W cooler(TE-16-114J#2)	
19	supply air D/W cooler(TE-16-114K#1)	
20	PCV temperature (TE-16-002)	
21	PCV temperature (TE-16-004)	

(\*)as of December 01, 2017