

Reference

Nuclide Analysis Results of the Radioactive Materials in the Air at Fukushima Nuclear Power Stations < 1/2 >

(Data summarized on October 17)

Place of Sampling	The West Gate of Fukushima Daiichi NPS		MP-1 of Fukushima Daini NPS (Reference)				② Density Limit Specified by the Reactor Regulation (Bq/cm ³) (Density limit in the air which radiation workers breathe in is specified in section 4 of Appendix 2)
	①Density of Sample (Bq/cm ³)	Scaling Factor (①/②)	①Density of Sample (Bq/cm ³)	Scaling Factor (①/②)			
Time of Sampling	October 16, 2012 7:00 AM - 12:00 PM		October 16, 2012 9:45 AM - 9:55 AM				
Detected Nuclides (Half-life)	①Density of Sample (Bq/cm ³)	Scaling Factor (①/②)	①Density of Sample (Bq/cm ³)	Scaling Factor (①/②)	①Density of Sample (Bq/cm ³)	Scaling Factor (①/②)	
I-131 (Approx. 8 days)	ND	-	ND	-			1E-03
Cs-134 (Approx. 2 years)	ND	-	ND	-			2E-03
Cs-137 (Approx. 30 years)	ND	-	ND	-			3E-03

* The radioactivity density is the sum of the volatile nuclides density and the particulate nuclides density.

O.OE—O is the same as O.O x 10⁰

Data of other nuclides is under examination.

* In the case of more than 2 nuclides, the sum of scaling factors to density limits is compared to 1.

* "ND" indicates that the measurement result is below the detection limit.

The detection limits at the west gate of Fukushima Daiichi NPS are as follows: Volatile: I-131: Approx. 9E-8Bq/cm³, Cs-134: Approx.2E-7Bq/cm³, Cs-137: Approx.3E-7Bq/cm³ Particulate: I-131: Approx. 5E-8Bq/cm³, Cs-134: Approx.1E-7Bq/cm³, Cs-137: Approx.1E-7Bq/cm³ The detection limits at MP-1 of Fukushima Daini MPS are as follows: Volatile: I-131: Approx. 2E-6Bq/cm³, Cs-134: Approx.2E-6Bq/cm³, Cs-137: Approx.2E-6Bq/cm³ Particulate: I-131: Approx. 6E-7Bq/cm³, Cs-134: Approx.1E-6Bq/cm³, Cs-137: Approx.8E-7Bq/cm³

Nuclide Analysis Results of the Radioactive Materials in the Air at Fukushima Nuclear Power Stations < 2/2 >

(Data summarized on October 17)

Place of Sampling	MP-1 at Fukushima Daiichi NPS		MP-3 at Fukushima Daiichi NPS		MP-8 at Fukushima Daiichi NPS		② Density Limit Specified by the Reactor Regulation (Bq/cm ³) (Density limit in the air which radiation workers breathe in is specified in section 4 of Appendix 2)
	①Density of Sample (Bq/cm ³)	Scaling Factor (①/②)	①Density of Sample (Bq/cm ³)	Scaling Factor (①/②)	①Density of Sample (Bq/cm ³)	Scaling Factor (①/②)	
Time of Sampling	October 16, 2012 8:26 AM - 1:26 PM		October 16, 2012 9:00 AM - 2:00 PM		October 16, 2012 8:40 AM - 1:40		
Detected Nuclides (Half-life)							
I-131 (Approx. 8 days)	ND	-	ND	-	ND	-	1E-03
Cs-134 (Approx. 2 years)	ND	-	ND	-	ND	-	2E-03
Cs-137 (Approx. 30 years)	ND	-	ND	-	ND	-	3E-03

* The radioactivity density is the sum of the volatile nuclides density and the particulate nuclides density.

O.OE—O is the same as $O.O \times 10^{-O}$

Data of other nuclides is under examination.

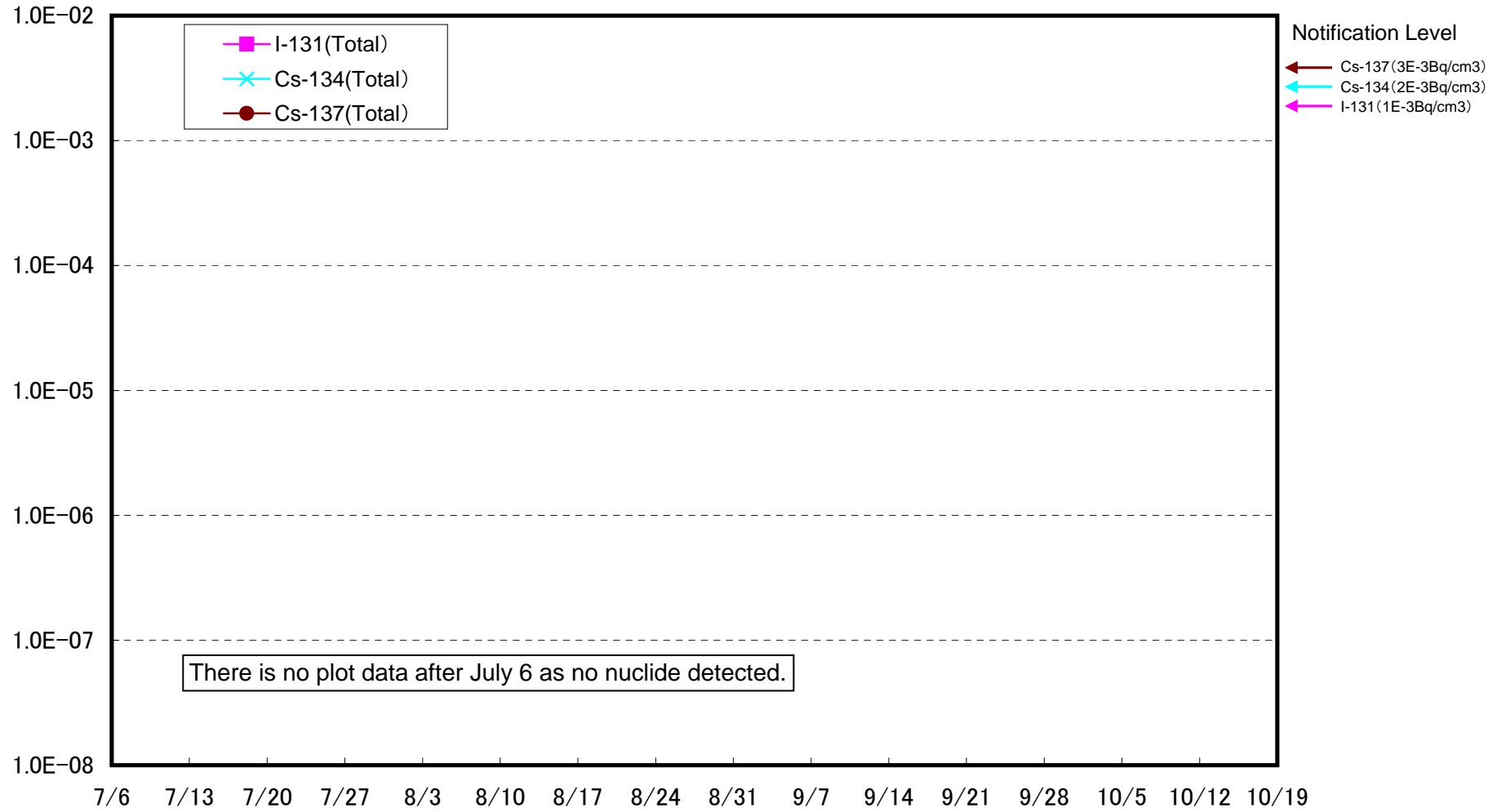
* In the case of more than 2 nuclides, the sum of scaling factors to density limits is compared to 1.

* "ND" indicates that the measurement result is below the detection limit.

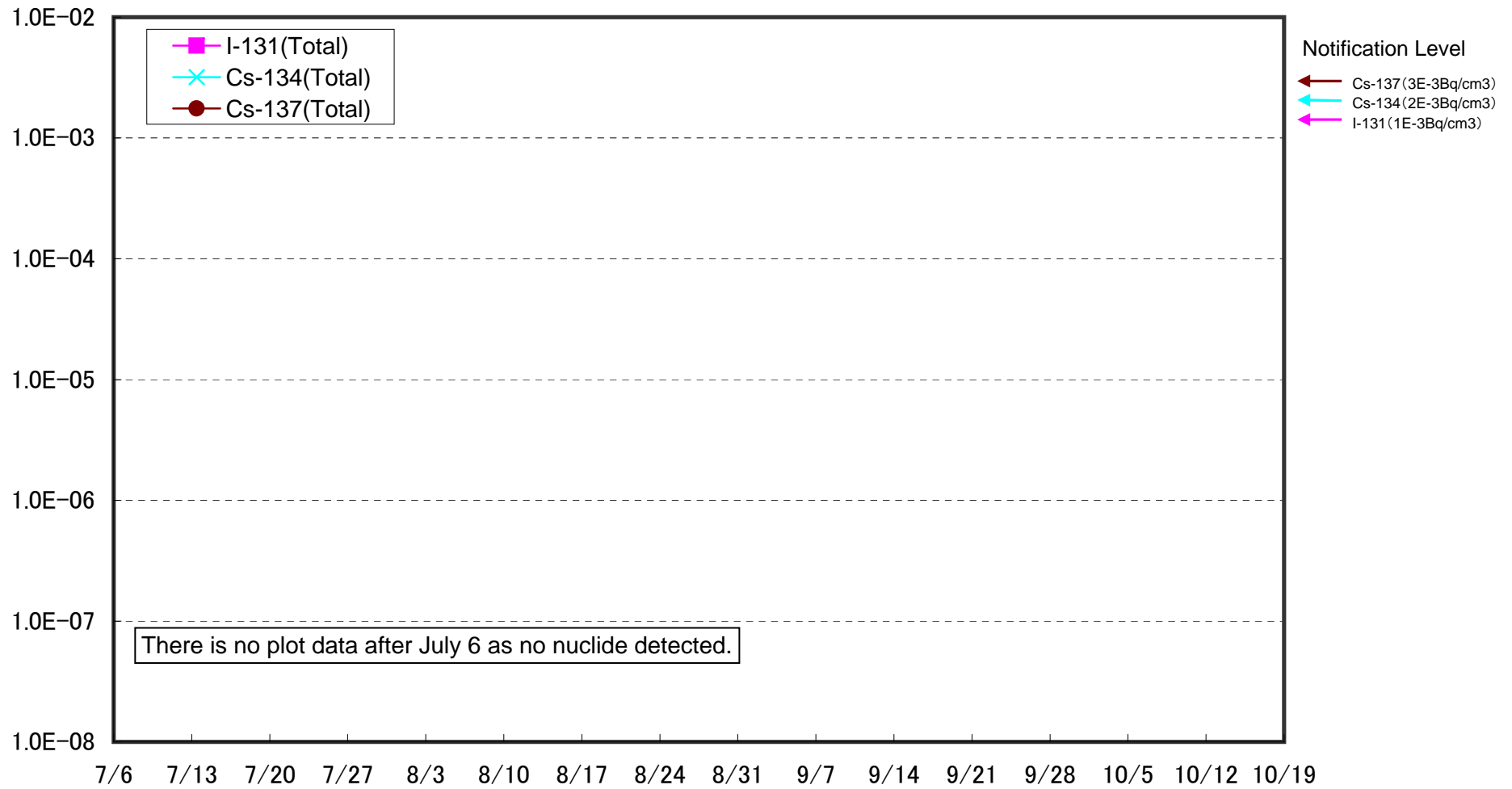
The detection limits are as follows. Volatile: I-131: Approx. 1E-7Bq/cm³, Cs-134: Approx.2E-7Bq/cm³, Cs-137: Approx.3E-7Bq/cm³

Particulate: I-131: Approx. 6E-8Bq/cm³, Cs-134: Approx.1E-7Bq/cm³, Cs-137: Approx.1E-7Bq/cm³ As the detection limit may vary depending on the detectors and sample properties, there are cases where nuclides below the detection limit are detected.

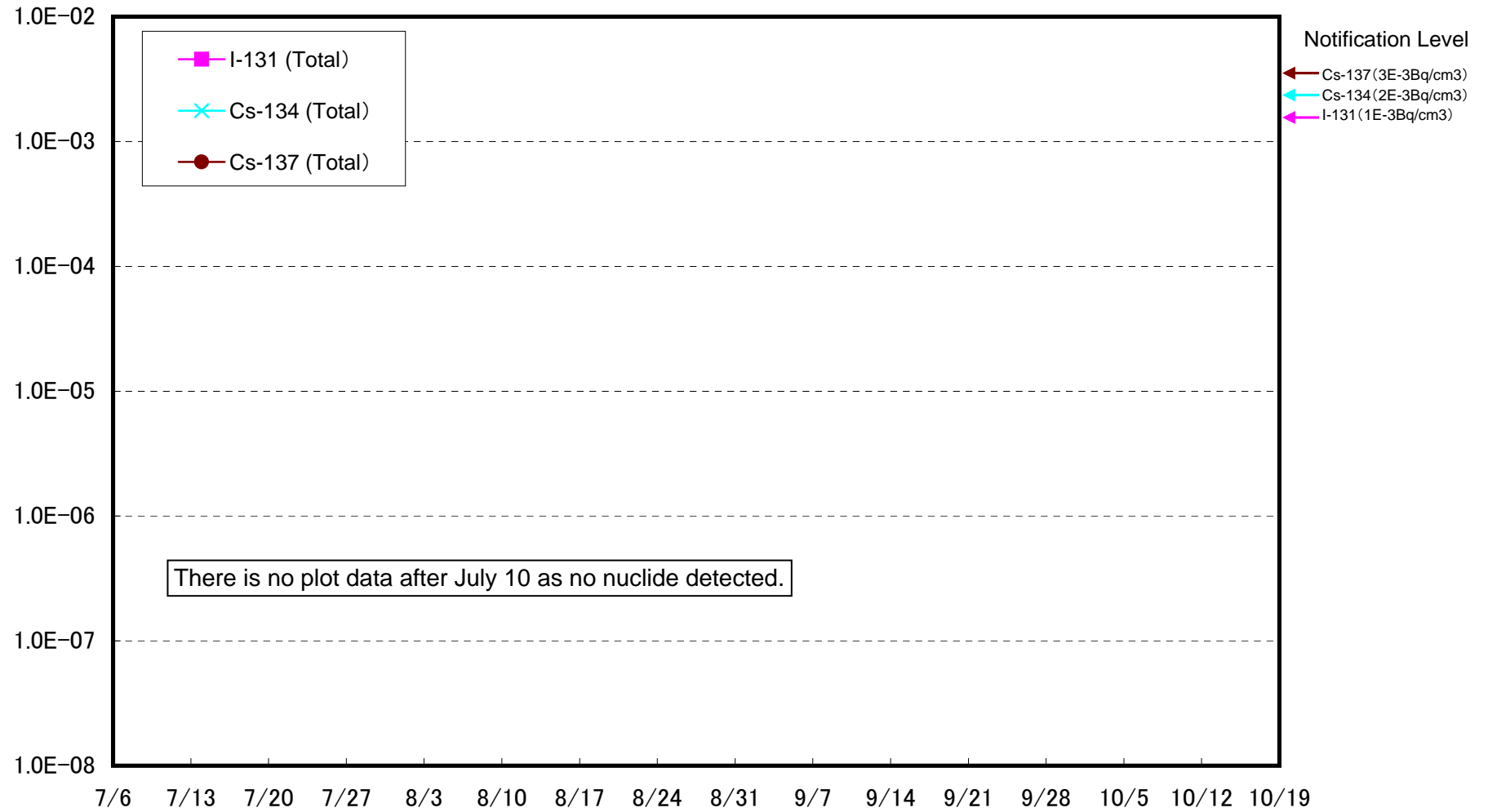
Dust Nuclides Analysis Result: The West Gate of Fukushima Daiichi Nuclear Power Station (Bq/cm³)



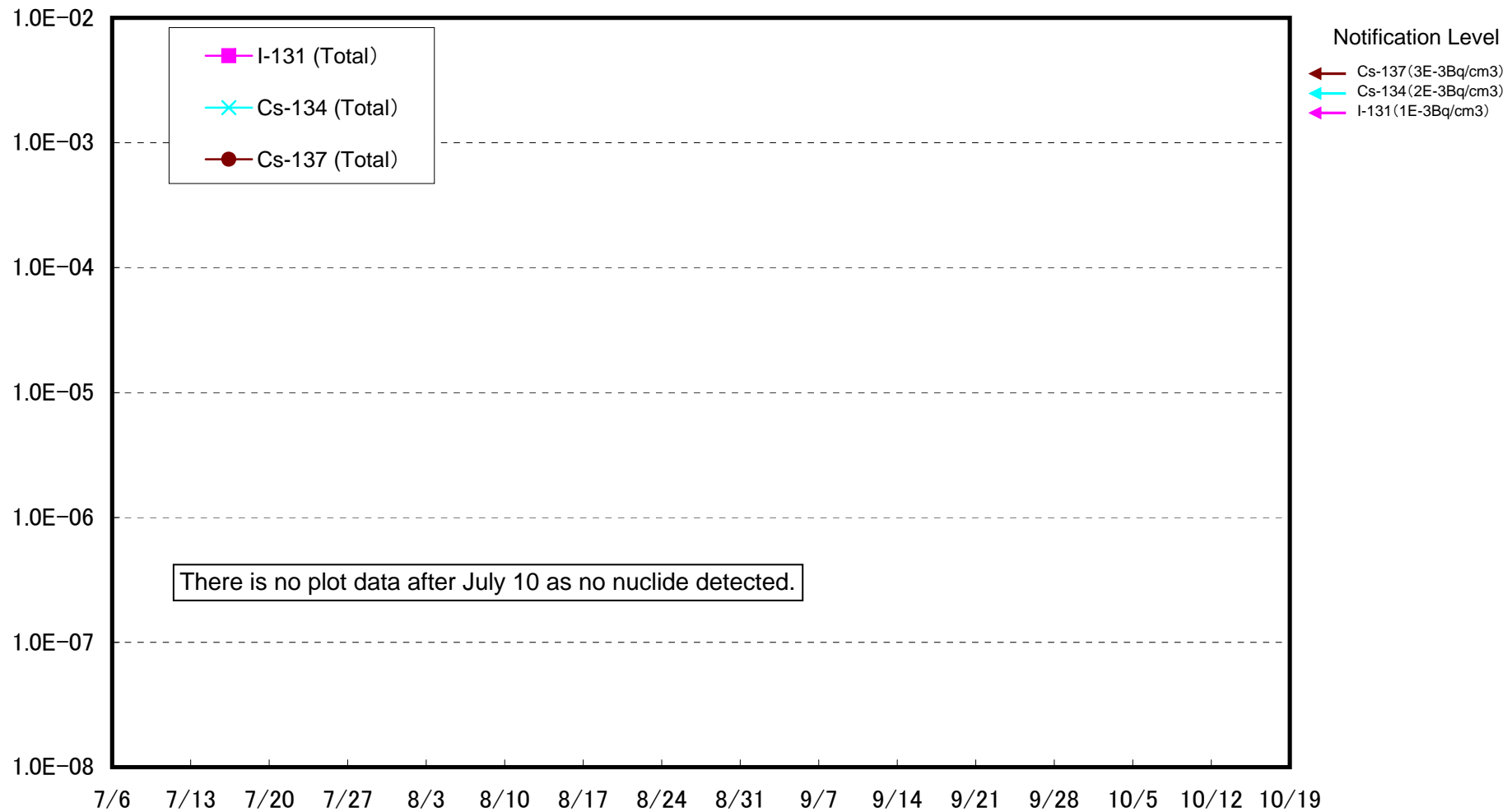
(Reference) Dust Nuclides Analysis Results of MP-1 at Fukushima Daini NPS (Bq/cm³)



Dust Nuclides Analysis Result: MP-1 at Fukushima Daiichi NPS (Bq/cm³)



Dust Nuclides Analysis Result: MP-3 at Fukushima Daiichi NPS (Bq/cm³)



Dust Nuclides Analysis Result: MP-8 at Fukushima Daiichi NPS (Bq/cm³)

