

## Nuclides Analysis Result of the Sub-drain of Fukushima Daiichi NPS

(Data summarized on December 3)

| Place of Sampling             | Fukushima Daiichi NPS Unit 1 Sub-drain  | Fukushima Daiichi NPS Unit 2 Sub-drain | Fukushima Daiichi NPS Unit 3 Sub-drain | Fukushima Daiichi NPS Unit 4 Sub-drain | Fukushima Daiichi NPS Unit 5 Sub-drain | Fukushima Daiichi NPS Unit 6 Sub-drain | Deep Well at Fukushima Daiichi NPS |
|-------------------------------|---|--|--|--|--|--|------------------------------------|
| Time of Sampling              | Dec 2, 2013<br>8:44 AM                  | Dec 2, 2013<br>8:42 AM                 | Dec 2, 2013<br>8:38 AM                 | Dec 2, 2013<br>8:34 AM                 | N/A                                    | N/A                                    | Dec 2, 2013<br>6:10 AM             |
| Detected Nuclides (Half-life) | Density of Sample (Bq/cm <sup>3</sup> ) |  |  |  |  |  |                                    |
| I-131<br>(Approx. 8 days)     | ND                                      | ND                                     | ND                                     | ND                                     | -                                      | -                                      | ND                                 |
| Cs-134<br>(Approx. 2 years)   | 6.7E-02                                 | 2.0E-01                                | ND                                     | ND                                     | -                                      | -                                      | ND                                 |
| Cs-137<br>(Approx. 30 years)  | 1.7E-01                                 | 4.9E-01                                | ND                                     | ND                                     | -                                      | -                                      | ND                                 |

\* 0.OE—0 is the same as 0.0 x 10<sup>-0</sup>

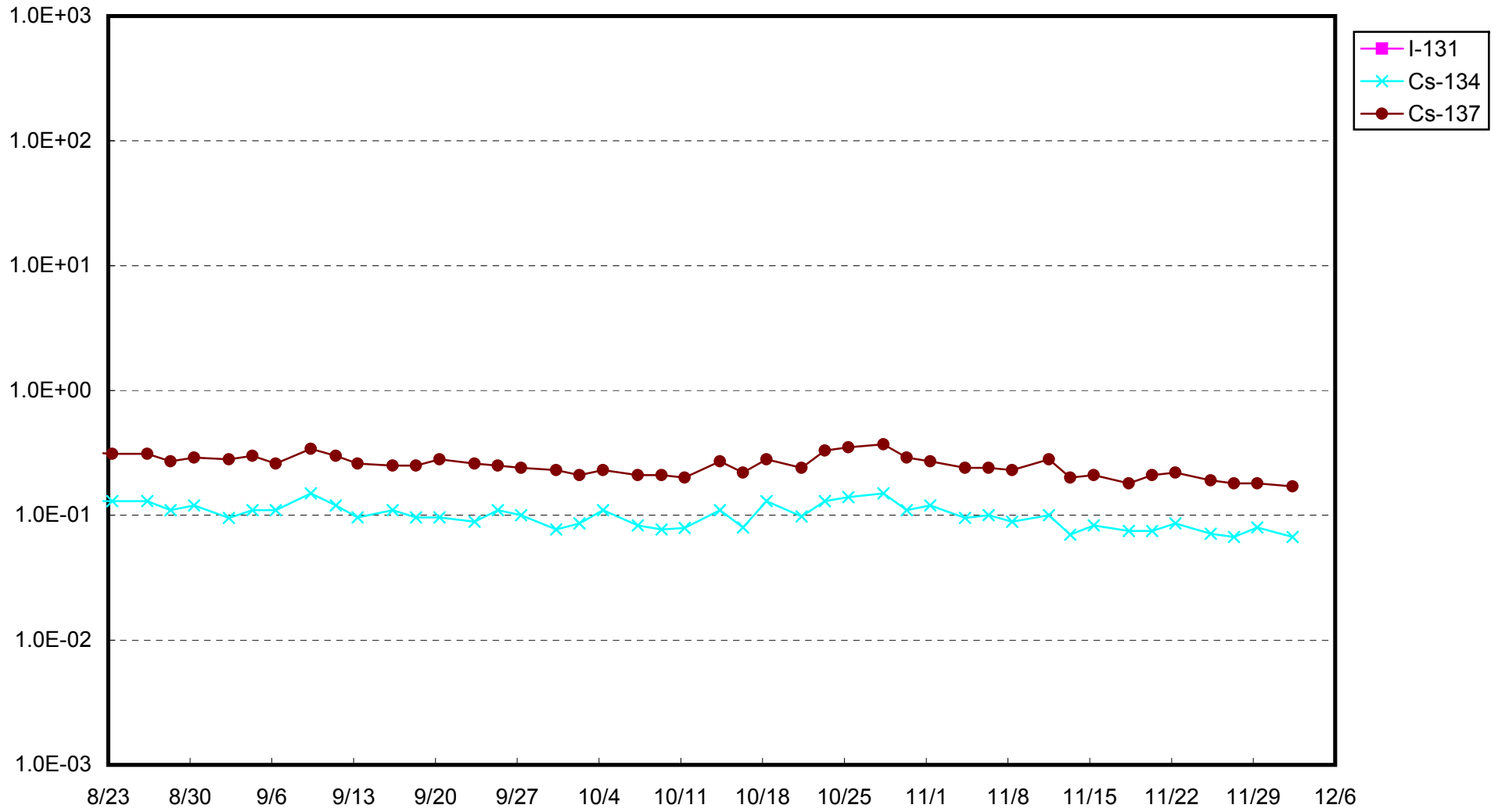
\* Data of other nuclides is under evaluation.

\* "ND" indicates that the measurement result is below the detection limit.

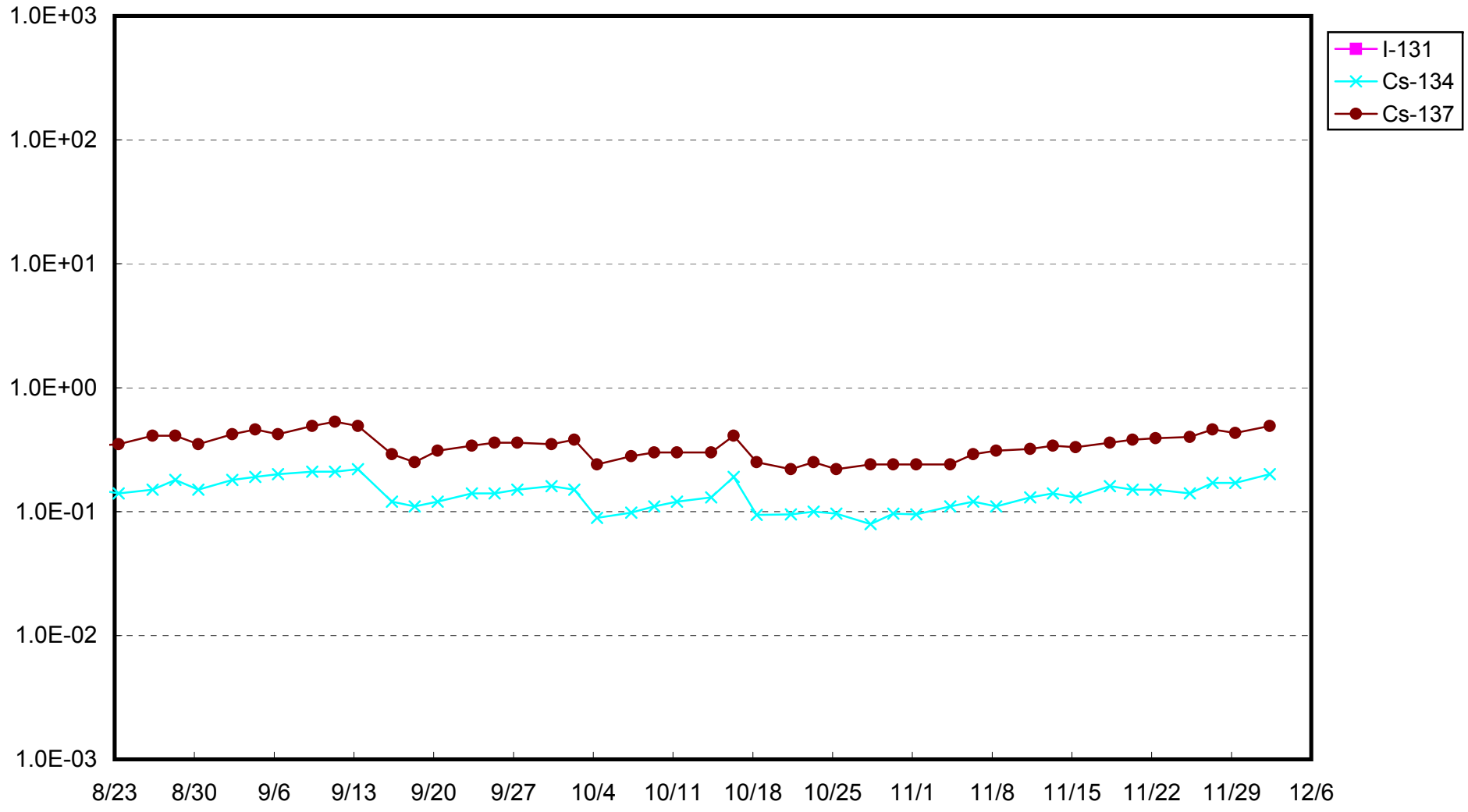
I-131: Approx. 1E-2Bq/cm<sup>3</sup>, Cs-134: Approx.1E-2Bq/cm<sup>3</sup>, Cs-137: Approx.2E-2Bq/cm<sup>3</sup>)  
 sample properties, there are cases where nuclides below the detection limit are detected.

As the detection limit may vary depending on the detectors and

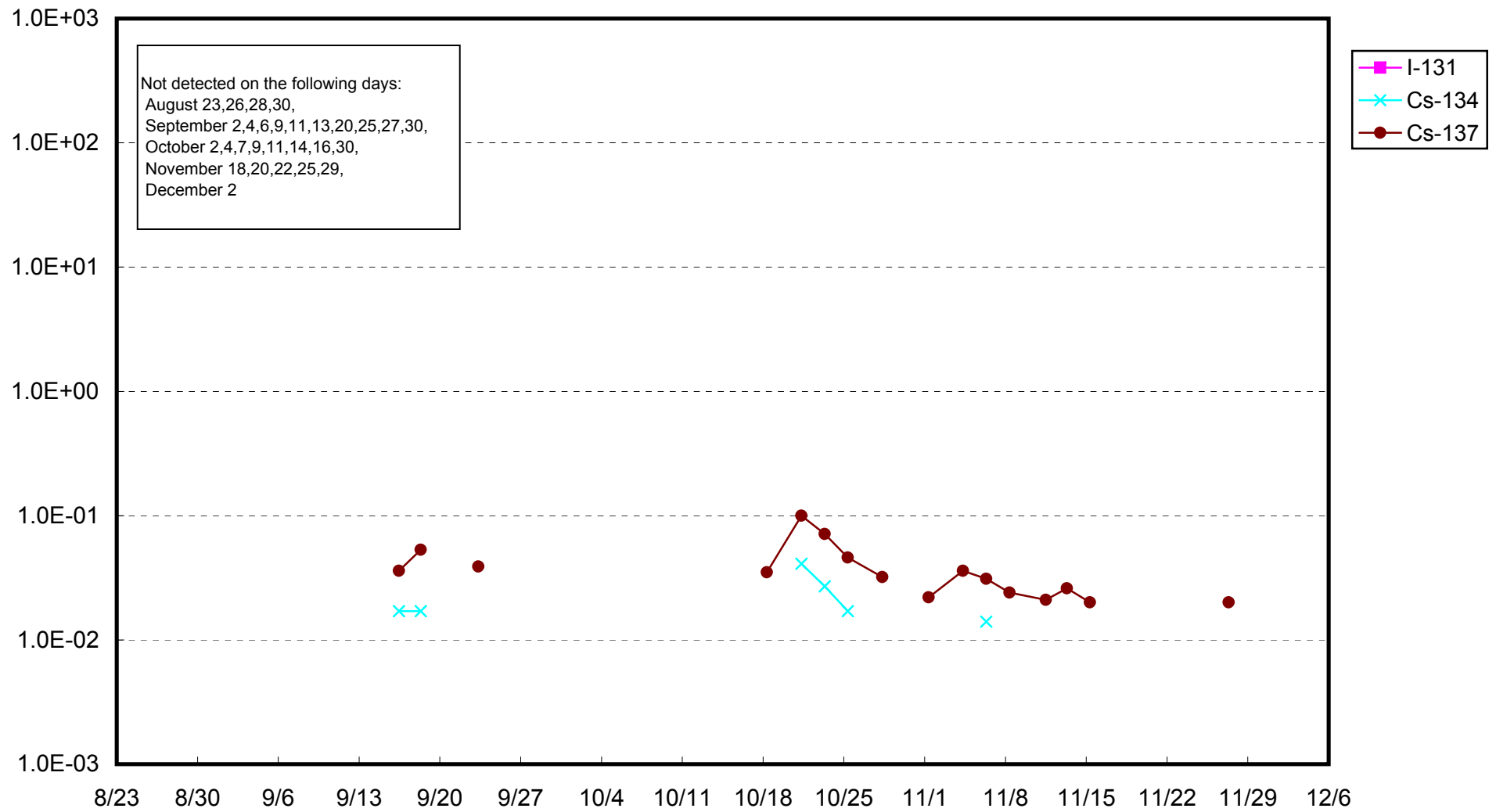
Fukushima Daiichi Nuclear Power Station: Radioactivity Density of Unit 1 Sub-drain (Bq/cm<sup>3</sup>)



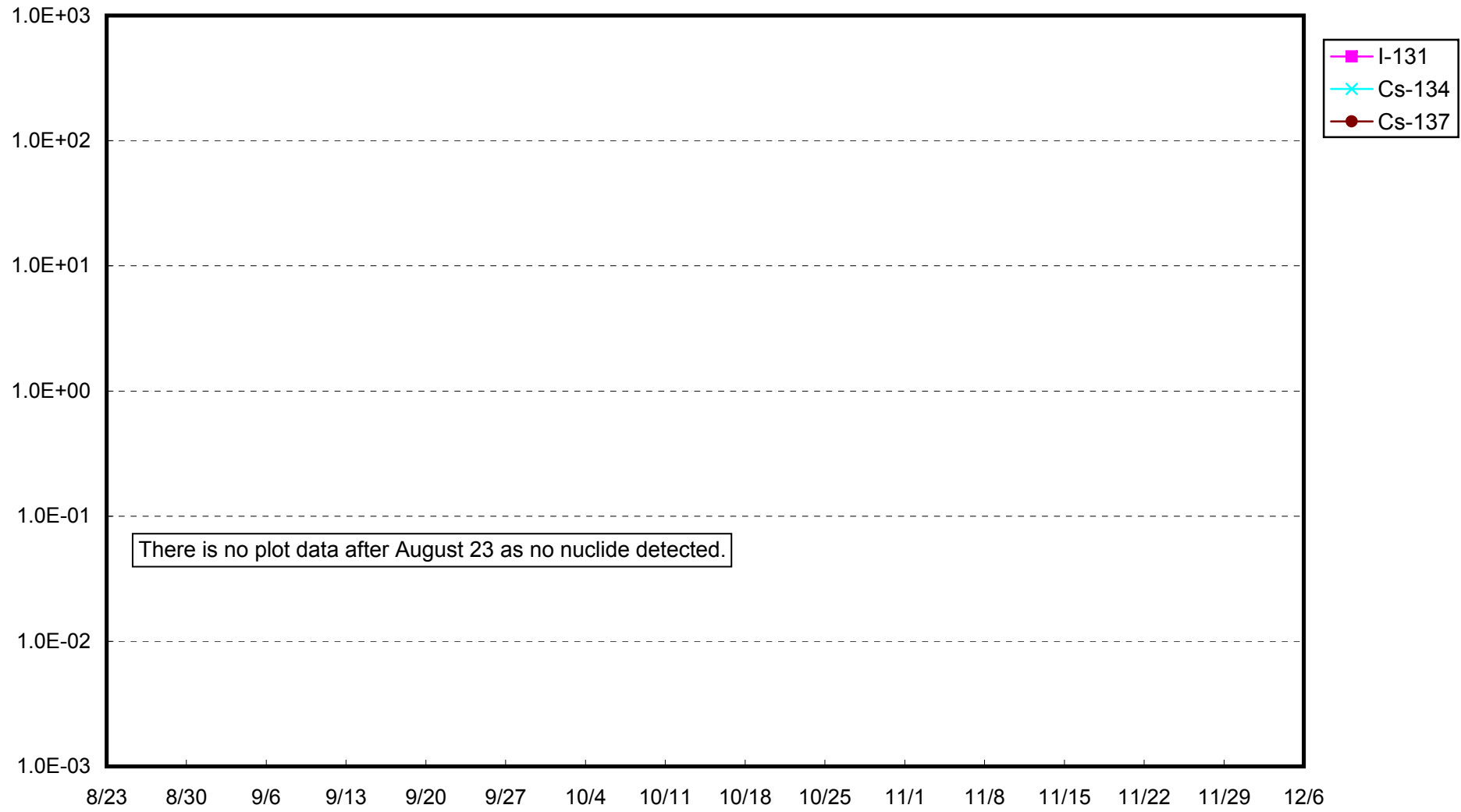
Fukushima Daiichi Nuclear Power Station: Radioactivity Density of Unit 2 Sub-drain (Bq/cm<sup>3</sup>)



Fukushima Daiichi Nuclear Power Station: Radioactivity Density of Unit 3 Sub-drain (Bq/cm<sup>3</sup>)



Fukushima Daiichi Nuclear Power Station: Radioactivity Density of Unit 4 Sub-drain (Bq/cm<sup>3</sup>)



Fukushima Daiichi Nuclear Power Station: Radioactivity Density at the Deep Well at the Site (Bq/cm<sup>3</sup>)

