

(Data summarized on September 17)

Place of Sampling	The West Gate of Fukushima Daiichi NPS		/		/		② Density Limit Specified by the Reactor Regulation (Bq/cm ³) (Density limit in the air which radiation workers breathe in is specified in section 4 of Appendix 2)
Time of Sampling	September 16, 2014 7:00 AM - 12:00 PM		/		/		
Detected Nuclides (Half-life)	①Density of Sample (Bq/cm ³)	Scaling Factor (①/②)	①Density of Sample (Bq/cm ³)	Scaling Factor (①/②)	①Density of Sample (Bq/cm ³)	Scaling Factor (①/②)	
I-131 (Approx. 8 days)	ND	-	/	/	/	/	1E-03
Cs-134 (Approx. 2 years)	ND	-	/	/	/	/	2E-03
Cs-137 (Approx. 30 years)	ND	-	/	/	/	/	3E-03

* The radioactivity density is the sum of the volatile nuclides density and the particulate nuclides density.

O.OE—O is the same as O.O x 10^{-O}

Data of other nuclides is under examination.

* In the case of more than 2 nuclides, the sum of scaling factors to density limits is compared to 1.

* "ND indicates that the measurement result is below the detection limit value.

The detection limit values are as follows:

Volatile, I-131: Approx. 1E-7Bq/cm³, Cs-134: Approx. 1E-7Bq/cm³, Cs-137: Approx. 1E-7Bq/cm³

Particulate, I-131: Approx. 7E-8Bq/cm³, Cs-134: Approx. 8E-8Bq/cm³, Cs-137: Approx. 8E-8Bq/cm³

As the detection limit value may vary depending on the detectors and sample properties, there are cases where nuclides below the detection limit value are detected.

(Data summarized on September 17)

Place of Sampling	MP-1 at Fukushima Daiichi NPS		MP-3 at Fukushima Daiichi NPS		MP-8 at Fukushima Daiichi NPS		② Density Limit Specified by the Reactor Regulation (Bq/cm ³) (Density limit in the air which radiation workers breathe in is specified in section 4 of Appendix 2)
Time of Sampling	September 16, 2014 7:35 AM - 12:35 PM		September 16, 2014 9:57 AM - 14:57 PM		September 16, 2014 7:47 AM - 12:47 PM		
Detected Nuclides (Half-life)	①Density of Sample (Bq/cm ³)	Scaling Factor (①/②)	①Density of Sample (Bq/cm ³)	Scaling Factor (①/②)	①Density of Sample (Bq/cm ³)	Scaling Factor (①/②)	
I-131 (Approx. 8 days)	ND	-	ND	-	ND	-	1E-03
Cs-134 (Approx. 2 years)	ND	-	ND	-	ND	-	2E-03
Cs-137 (Approx. 30 years)	ND	-	ND	-	ND	-	3E-03

* The radioactivity density is the sum of the volatile nuclides density and the particulate nuclides density.

O.OE—O is the same as O.O x 10^{-O}

Data of other nuclides is under examination.

* In the case of more than 2 nuclides, the sum of scaling factors to density limits is compared to 1.

* "ND indicates that the measurement result is below the detection limit value.

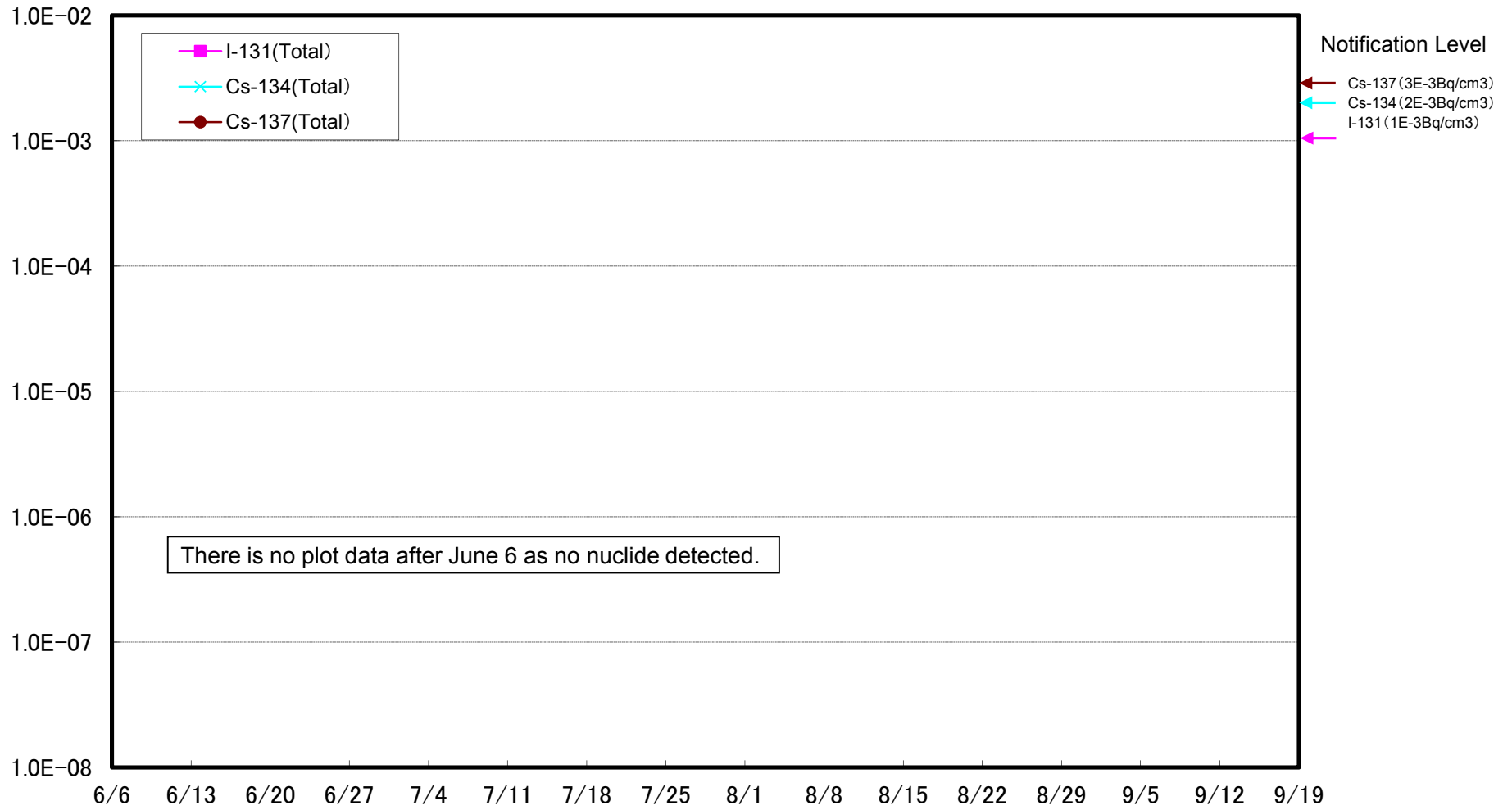
The detection limit values are as follows:

Volatile, I-131: Approx. 5E-8Bq/cm³, Cs-134: Approx. 8E-8Bq/cm³, Cs-137: Approx. 6E-8Bq/cm³

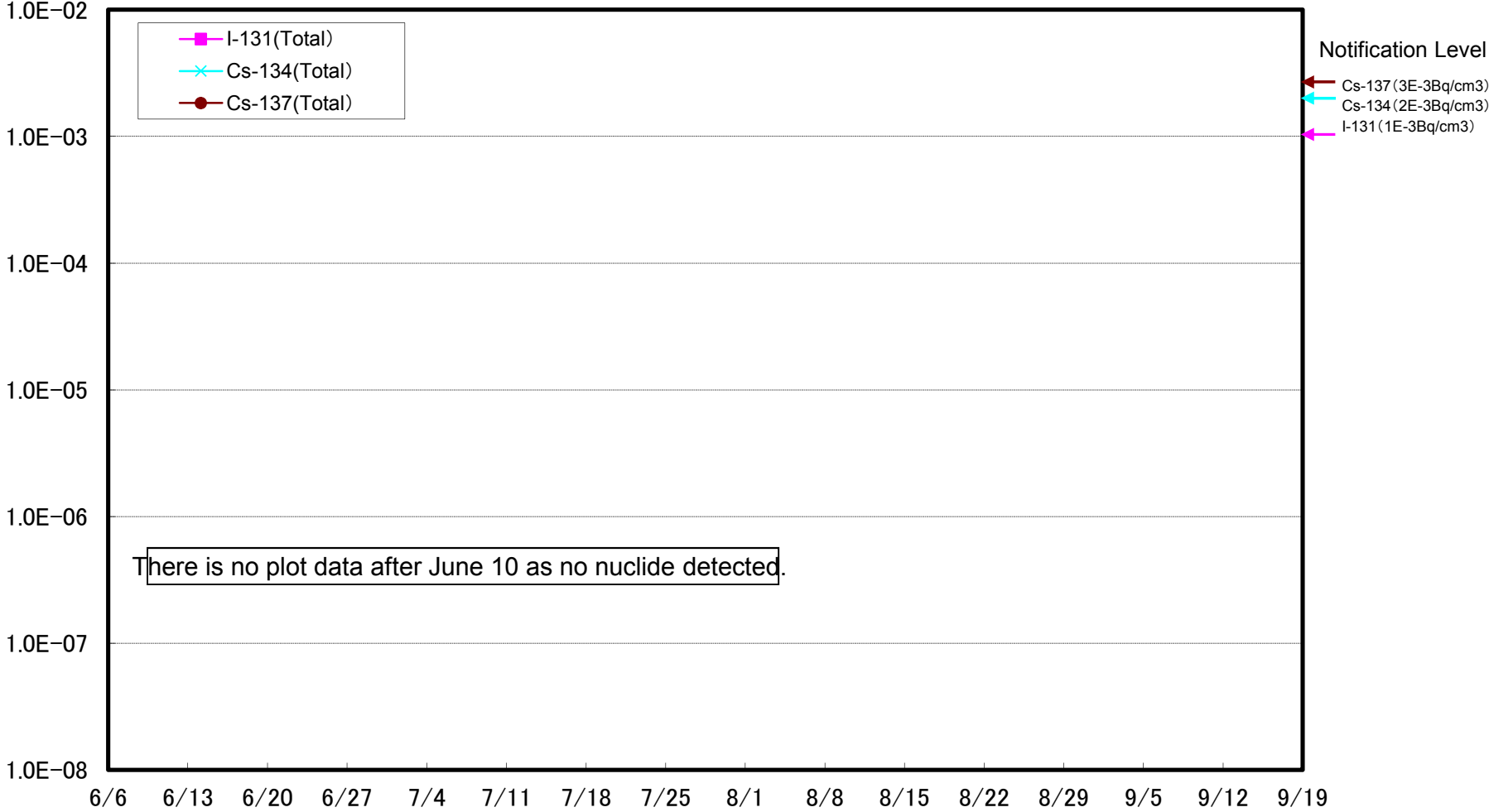
Particulate, I-131: Approx. 4E-8Bq/cm³, Cs-134: Approx. 4E-8Bq/cm³, Cs-137: Approx. 3E-8Bq/cm³

As the detection limit value may vary depending on the detectors and sample properties, there are cases where nuclides below the detection limit value are detected.

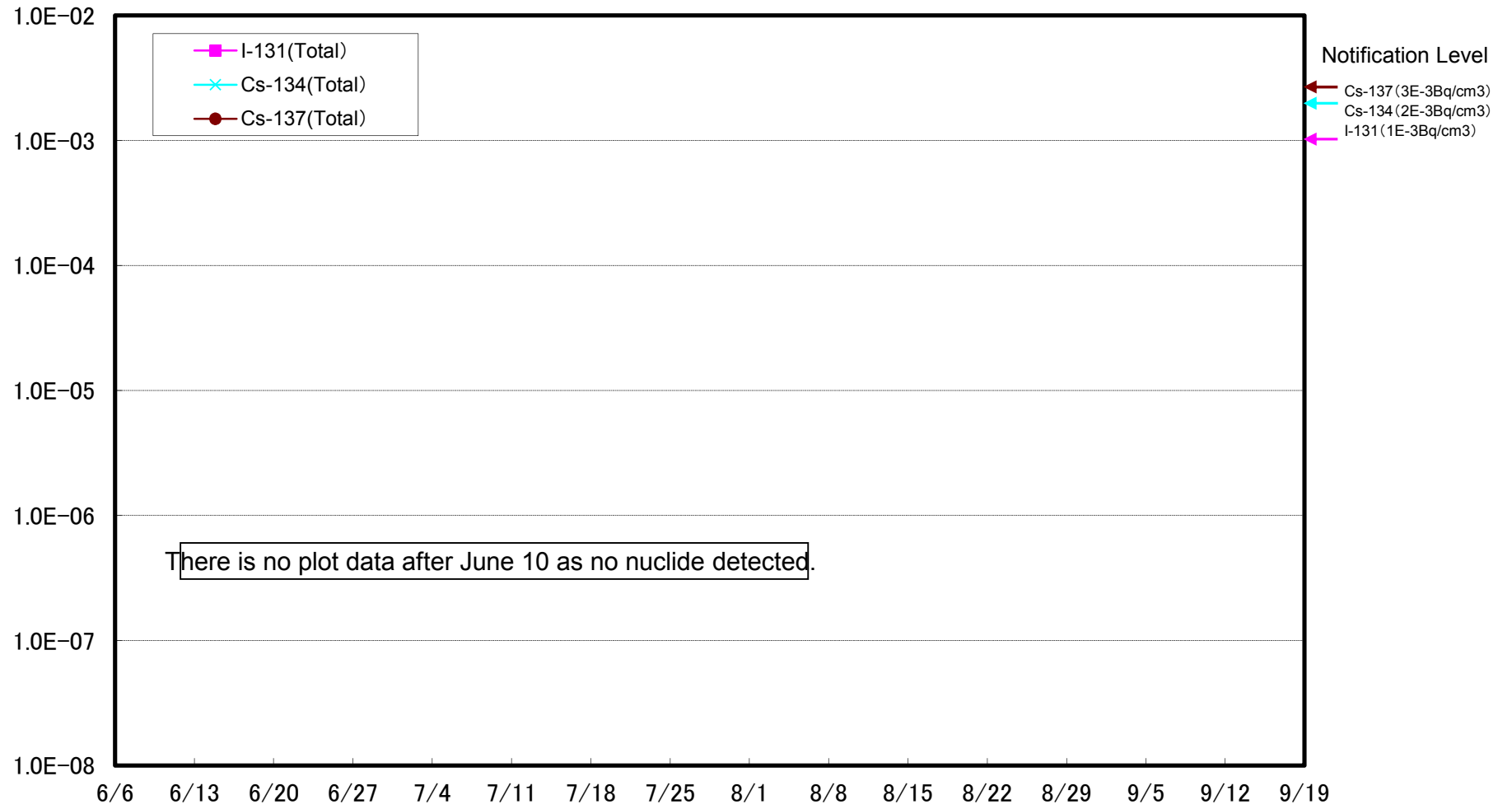
Dust Nuclides Analysis Result: The West Gate of Fukushima Daiichi Nuclear Power Station (Bq/cm³)



Dust Nuclides Analysis Result: MP-1 at Fukushima Daiichi NPS (Bq/cm3)



Dust Nuclides Analysis Result: MP-3 at Fukushima Daiichi NPS (Bq/cm³)



Dust Nuclides Analysis Result: MP-8 at Fukushima Daiichi NPS (Bq/cm³)

