

Reference

Radioactivity Density of the Seawater in the Port of Fukushima Daiichi NPS < 1/2 >

(Data summarized on July 7)

Place of Sampling	Shallow Draft Quay at 1F*				Inside Unit 1-4 Water Intake Canal (North) at 1F (North side of the East Seawall Break)		Seawater at Unit 4 Screen		Inside Unit 1-4 Water Intake Canal (South) at 1F (in front of Impermeable Wall)		Port Entrance of Fukushima Daiichi NPS*		② Density Limit Specified by the Reactor Regulation (Bq/L) (The density limit in the water outside the surrounding monitored areas is provided in section 6 of Appendix 2.)
	Time of Sampling	Jul 6, 2014 6:36 AM	N/A		Jul 6, 2014 6:15 AM	Jul 6, 2014 6:20 AM		Jul 6, 2014 6:22 AM		N/A			
Detected Nuclides (Half-life)	①Density of Sample (Bq/L)	Scaling Factor (①/②)	①Density of Sample (Bq/L)	Scaling Factor (①/②)	①Density of Sample (Bq/L)	Scaling Factor (①/②)	①Density of Sample (Bq/L)	Scaling Factor (①/②)	①Density of Sample (Bq/L)	Scaling Factor (①/②)	①Density of Sample (Bq/L)	Scaling Factor (①/②)	
I-131 (Approx. 8 days)	ND	-	-	-	ND	-	ND	-	ND	-	-	-	40
Cs-134 (Approx. 2 years)	ND	-	-	-	6.7	0.11	17	0.28	7.0	0.12	-	-	60
Cs-137 (Approx. 30 years)	2.3	0.03	-	-	17	0.19	47	0.52	18	0.20	-	-	90

\* The density specified by the Reactor Regulation is converted from Bq/cm<sup>3</sup> to Bq/L.

\* Data of other nuclides is under evaluation.

\* In the case of more than 2 nuclides, the sum of scaling factors to density limits is compared to 1.

\* "ND" indicates that the measurement result is below the detection limit.

I-131: Approx. 2Bq/L, Cs-134: Approx. 2Bq/L

As the detection limit may vary depending on the detectors and sample properties, there are cases where nuclides below the detection limit are detected.

\* The sampling will be performed after opening and closing of the silt fence.

Reference

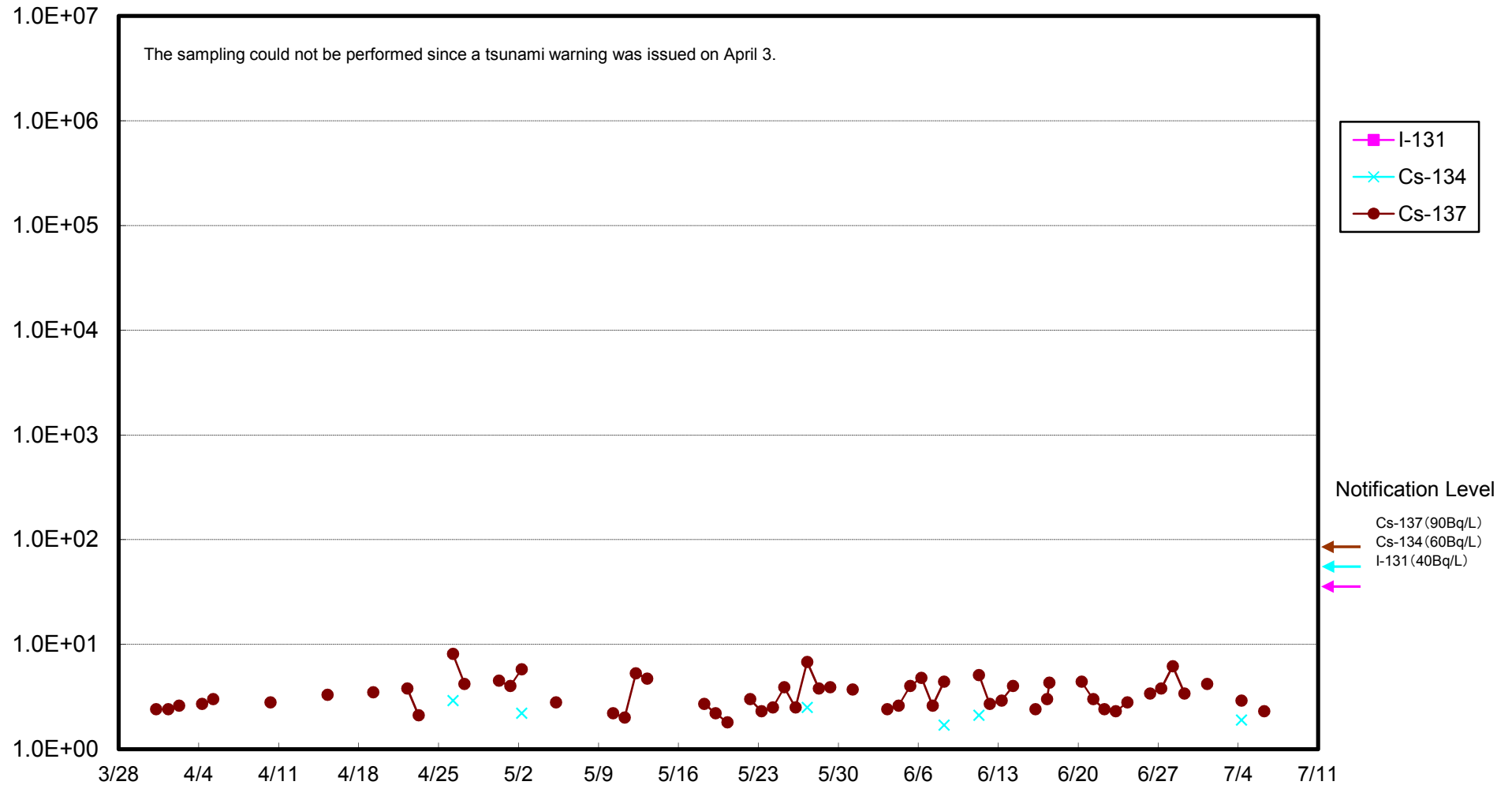
Radioactivity Density of the Seawater in the Port of Fukushima Daiichi NPS < 2/2 >

(Data summarized on July 7)

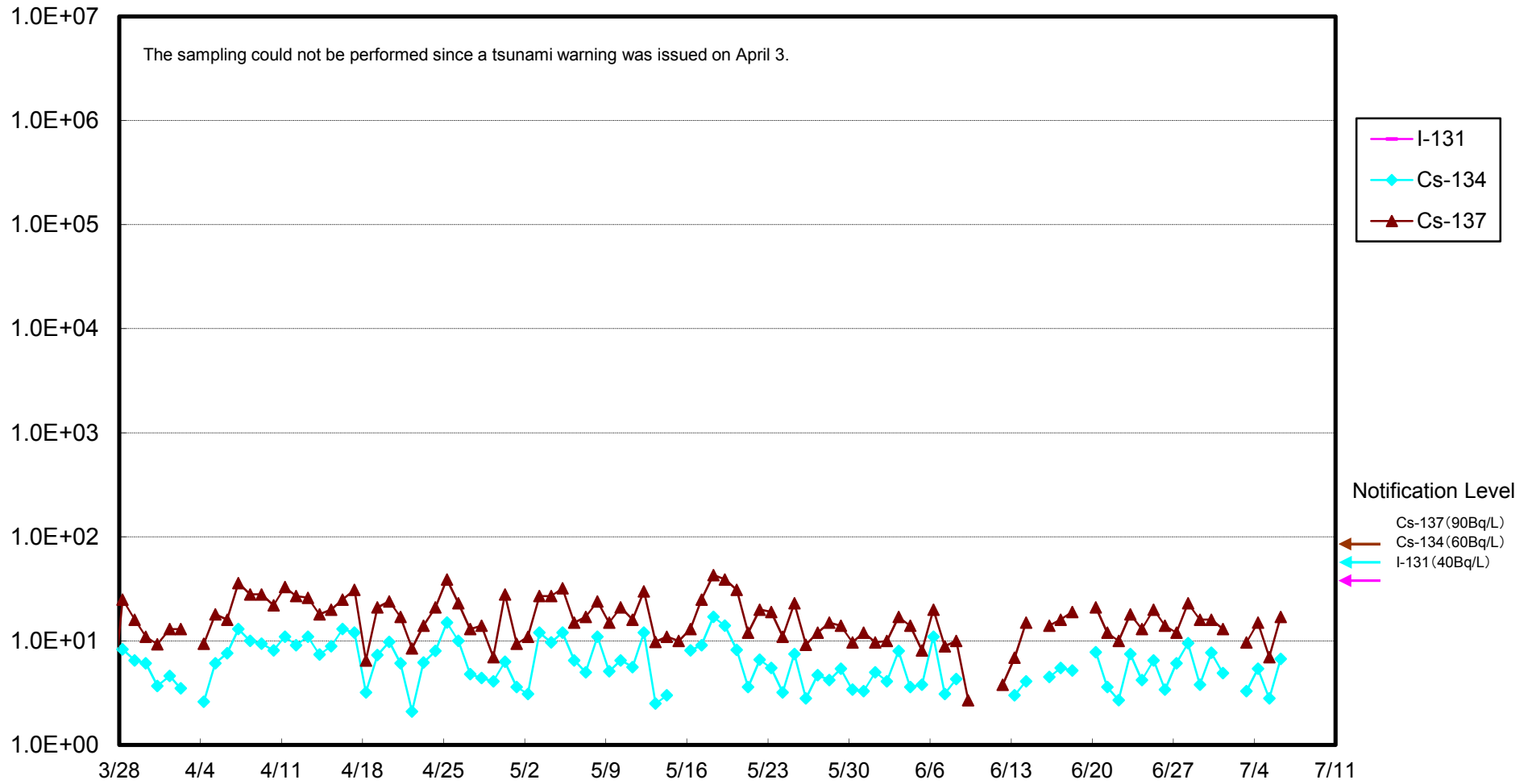
Place of Sampling	In Front of Unit 6* Water Intake Canal at 1F												② Density Limit Specified by the Reactor Regulation (Bq/L) (The density limit in the water outside the surrounding monitored areas is provided in section 6 of Appendix 2.)
Time of Sampling	N/A												
Detected Nuclides (Half-life)	①Density of Sample (Bq/L)	Scaling Factor (①/②)	①Density of Sample (Bq/L)	Scaling Factor (①/②)	①Density of Sample (Bq/L)	Scaling Factor (①/②)	①Density of Sample (Bq/L)	Scaling Factor (①/②)	①Density of Sample (Bq/L)	Scaling Factor (①/②)	①Density of Sample (Bq/L)	Scaling Factor (①/②)	
I-131 (Approx. 8 days)	-	-											40
Cs-134 (Approx. 2 years)	-	-											60
Cs-137 (Approx. 30 years)	-	-											90

- \* The density specified by the Reactor Regulation is converted from Bq/cm<sup>3</sup> to Bq/L.
- \* Data of other nuclides is under evaluation.
- \* In the case of more than 2 nuclides, the sum of scaling factors to density limits is compared to 1.
- \* The sampling will be performed once a week (it will be performed on the day when opening and closing of the silt fence is conducted.).

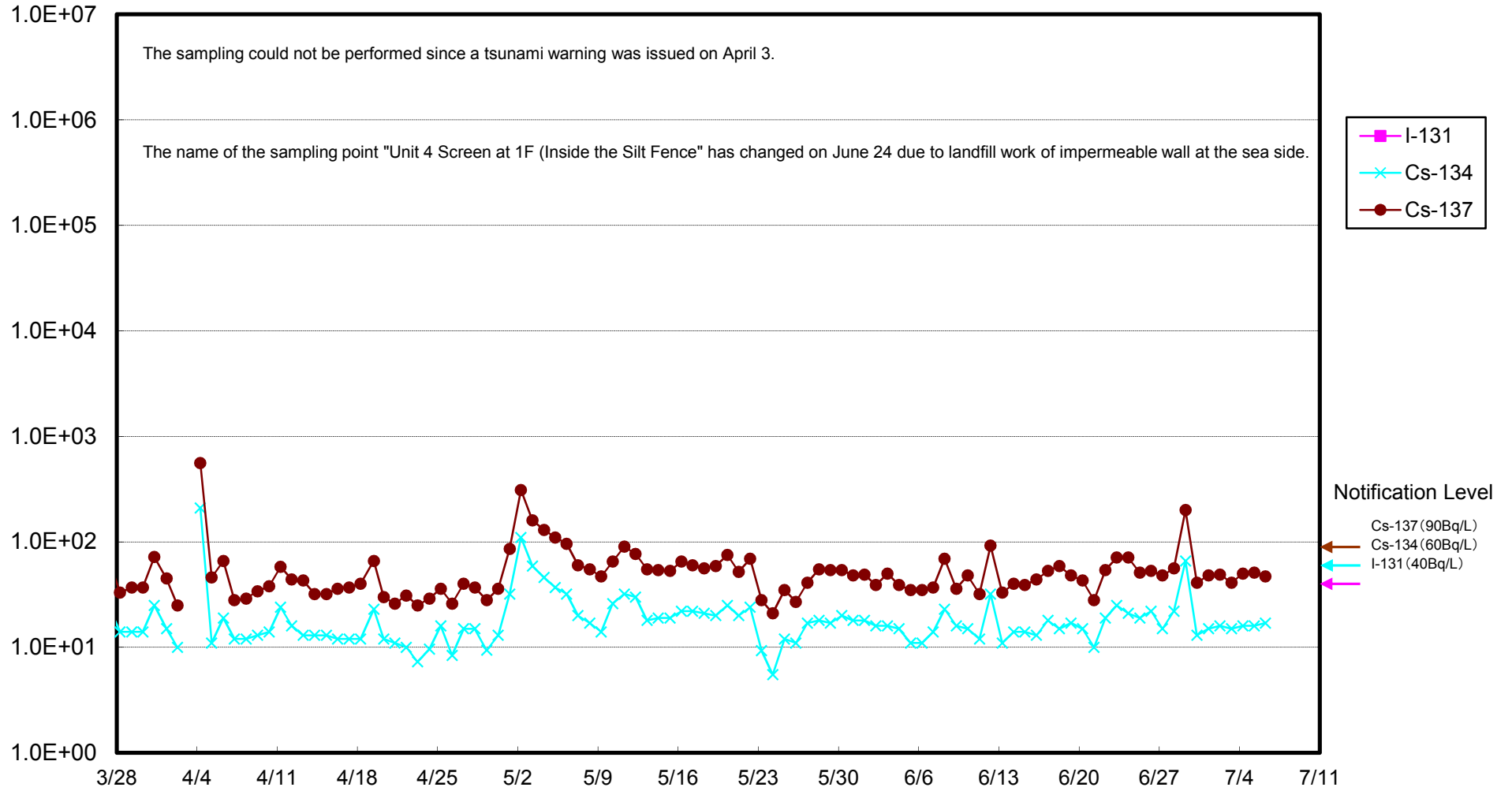
# Radioactivity Density of the Seawater in Front of the Shallow Draft Quay at 1F (Bq/L)



### Radioactivity Density of the Seawater at the North of Unit 1-4 Water Intake (North of East Seawater Break of Fukushima Daiichi NPS (Bq/ L)



# Radioactivity Density of the Seawater at Unit 4 Screen at Fukushima Daiichi NPS (Bq/L)



Radioactivity Density of the Seawater at the South of Unit 1-4 Water Intake (in front of Impermeable Wall)  
at Fukushima Daiichi NPS (Bq/L)

