

Reference

Radioactivity Density of the Seawater in the Port of Fukushima Daiichi NPS < 1/2 >

(Data summarized on September 7, 2014)

Place of Sampling	Shallow Draft Quay at Fukushima Daiichi NPS*				Inside Unit 1-4 Water Intake Canal (North) at Fukushima Daiichi NPS (North side of the East)		Unit 1 Water Intake Canal at Fukushima Daiichi NPS (In front of Impermeable Wall)		Unit 2 Water Intake Canal at Fukushima Daiichi NPS (In front of Impermeable Wall)		Seawater at Unit 4 Screen		② Density Limit Specified by the Reactor Regulation (Bq/L) (The density limit in the water outside the surrounding monitored areas is provided in section 6 of Appendix 2.)
	Time of Sampling	N/A		Sep 07, 2014 5:43 AM		Sep 07, 2014 5:57 AM		Sep 07, 2014 5:55 AM		Sep 07, 2014 5:47 AM			
Detected Nuclides (Half-life)	①Density of Sample (Bq/L)	Scaling Factor (①/②)	①Density of Sample (Bq/L)	Scaling Factor (①/②)	①Density of Sample (Bq/L)	Scaling Factor (①/②)	①Density of Sample (Bq/L)	Scaling Factor (①/②)	①Density of Sample (Bq/L)	Scaling Factor (①/②)	①Density of Sample (Bq/L)	Scaling Factor (①/②)	
I-131 (Approx. 8 days)	ND	-	-	-	ND	-	ND	-	ND	-	ND	-	40
Cs-134 (Approx. 2 years)	ND	-	-	-	4.5	0.08	4.4	0.07	2.9	0.05	40	0.67	60
Cs-137 (Approx. 30 years)	5.6	0.06	-	-	8.5	0.09	11	0.12	13	0.14	120	1.3	90

* The density specified by the Reactor Regulation is converted from Bq/cm³ to Bq/L.

* Data of other nuclides is under evaluation.

* In the case of more than 2 nuclides, the sum of scaling factors to density limits is compared to 1.

* "ND" indicates that the measurement result is below the detection limit.

I-131: Approx. 4Bq/L, Cs-134: Approx. 2Bq/L

As the detection limit may vary depending on the detectors and sample properties, there are cases where nuclides below the detection limit are detected.

* The sampling will be performed after opening and closing of the silt fence.

Reference

Radioactivity Density of the Seawater in the Port of Fukushima Daiichi NPS <2/2>

(Data summarized on September 7, 2014)

Place of Sampling	Inside Unit 1-4 Water Intake Canal (South) at Fukushima Daiichi NPS (in front of Impermeable)		Port Entrance of Fukushima Daiichi NPS*				In Front of Unit 6* Water Intake Canal at Fukushima Daiichi NPS						② Density Limit Specified by the Reactor Regulation (Bq/L) (The density limit in the water outside the surrounding monitored areas is provided in section 6 of Appendix 2.)
	Time of Sampling	Sep 07, 2014 05:49 am	N/A		N/A		N/A						
Detected Nuclides (Half-life)	①Density of Sample (Bq/L)	Scaling Factor (①/②)	①Density of Sample (Bq/L)	Scaling Factor (①/②)	①Density of Sample (Bq/L)	Scaling Factor (①/②)	①Density of Sample (Bq/L)	Scaling Factor (①/②)	①Density of Sample (Bq/L)	Scaling Factor (①/②)	①Density of Sample (Bq/L)	Scaling Factor (①/②)	
I-131 (Approx. 8 days)	ND	-	-	-	-	-	-	-					40
Cs-134 (Approx. 2 years)	14	0.23	-	-	-	-	-	-					60
Cs-137 (Approx. 30 years)	47	0.52	-	-	-	-	-	-					90

* The density specified by the Reactor Regulation is converted from Bq/cm³ to Bq/L.

* Data of other nuclides is under evaluation.

* In the case of more than 2 nuclides, the sum of scaling factors to density limits is compared to 1.

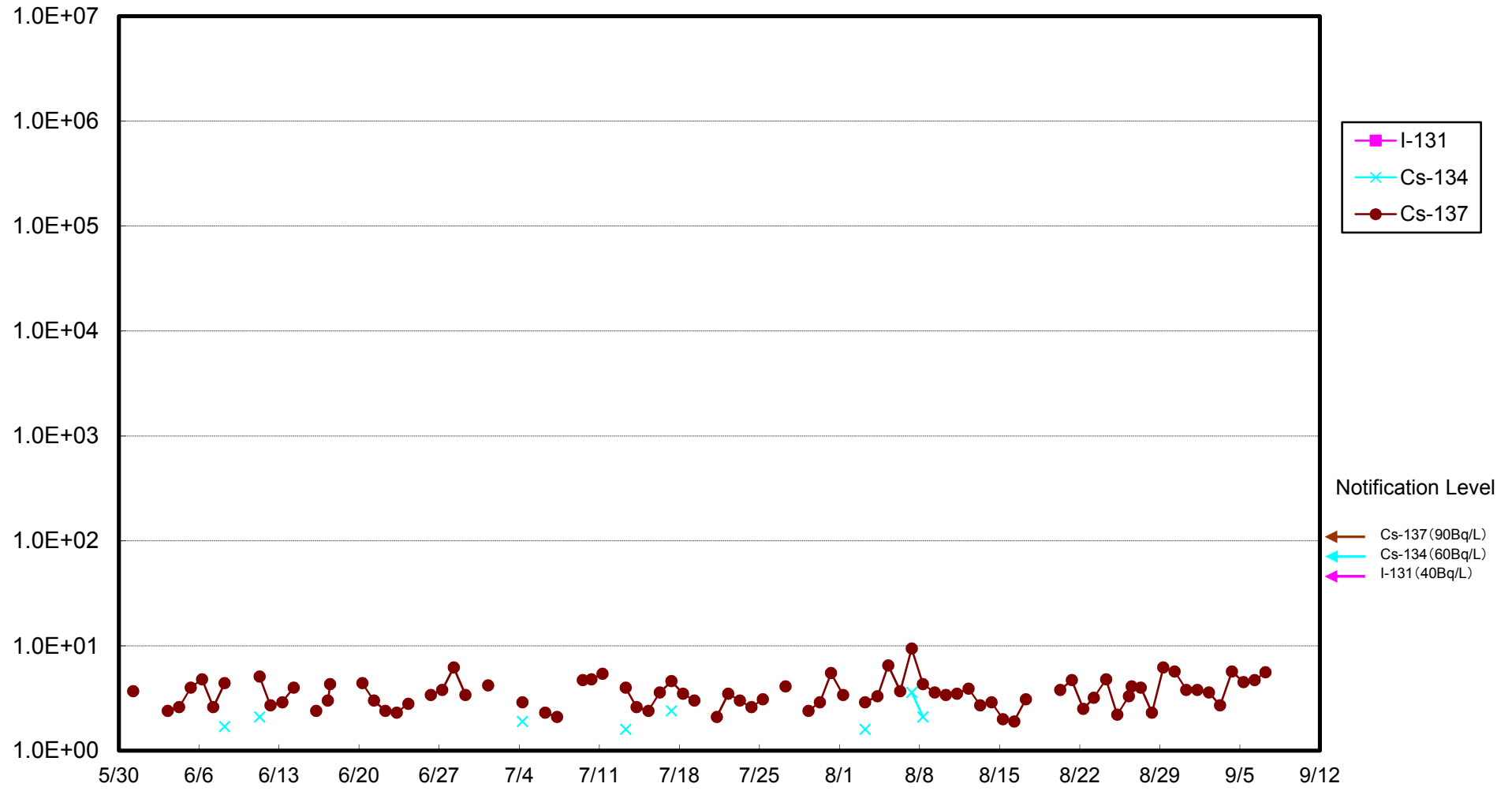
* "ND" indicates that the measurement result is below the detection limit.

I-131: Approx. 3Bq/L

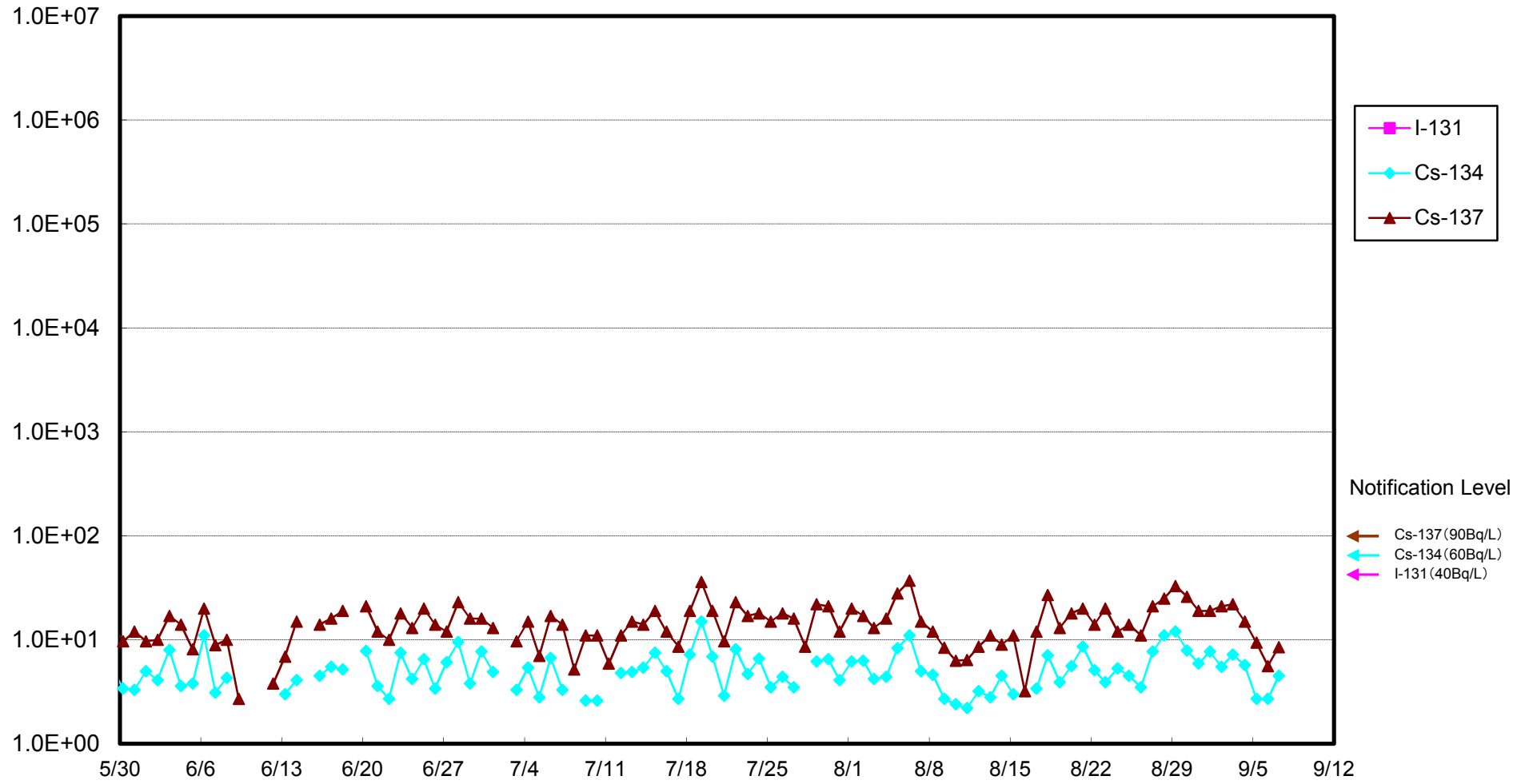
As the detection limit may vary depending on the detectors and sample properties, there are cases where nuclides below the detection limit are detected.

* The sampling will be performed once a week. (As for the port entrance, the sampling will be performed after opening and closing of the silt fence and after covering work in the port.)

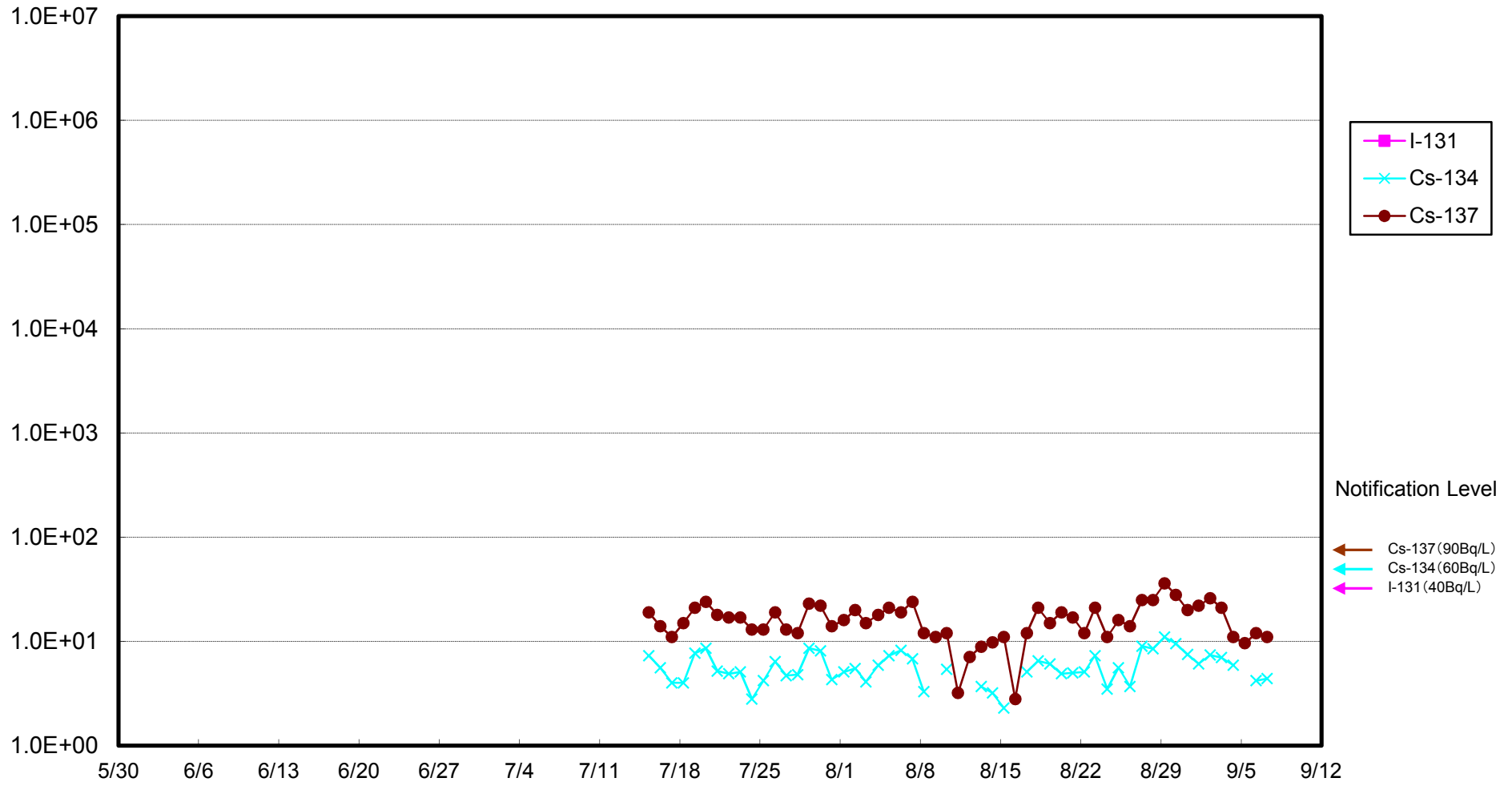
Radioactivity Density of the Seawater in Front of the Shallow Draft Quay at 1F (Bq/L)



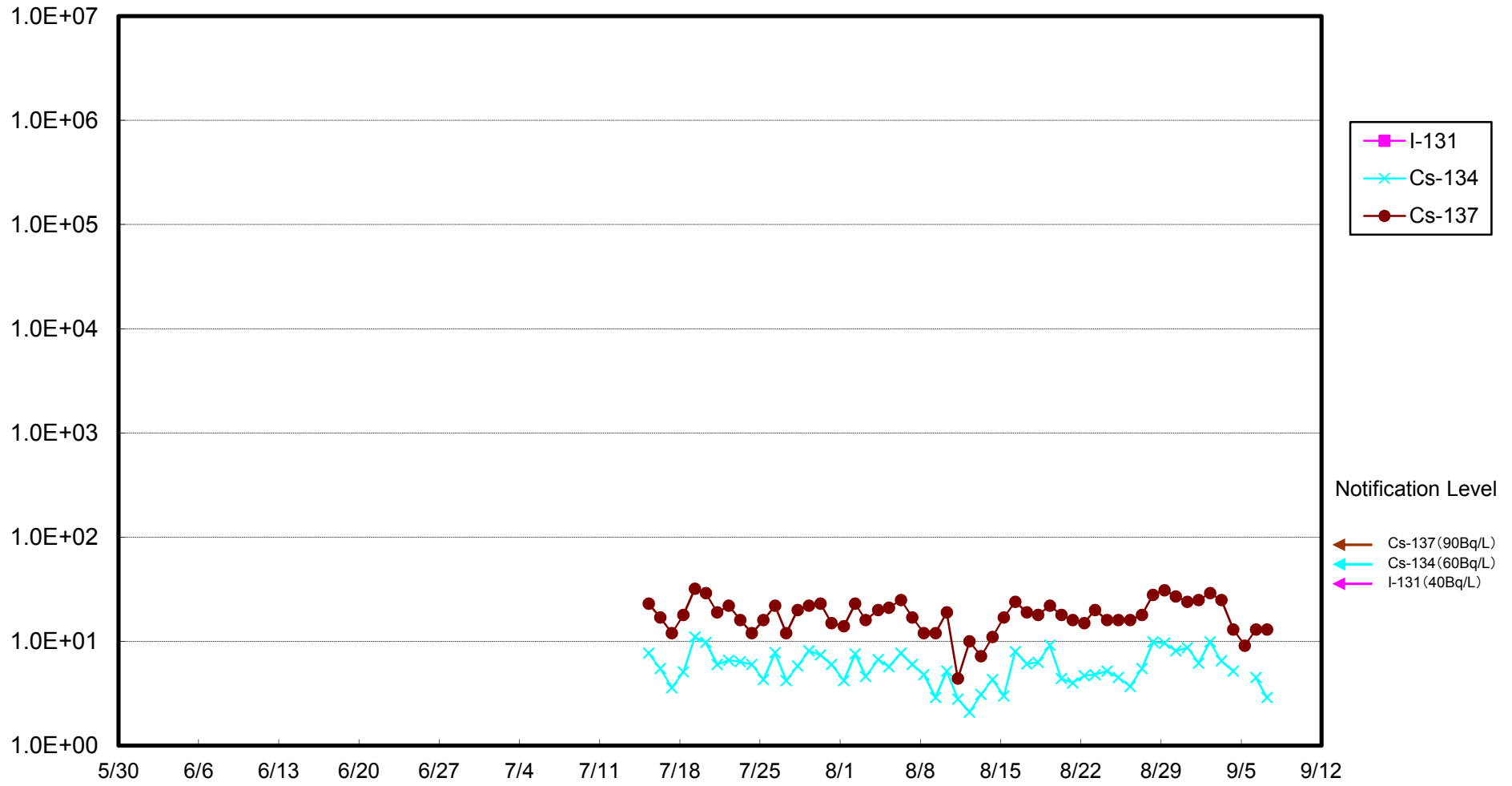
Radioactivity Density of the Seawater at the North of Unit 1-4 Water Intake (North of East Seawater Break of Fukushima Daiichi NPS (Bq/ L)



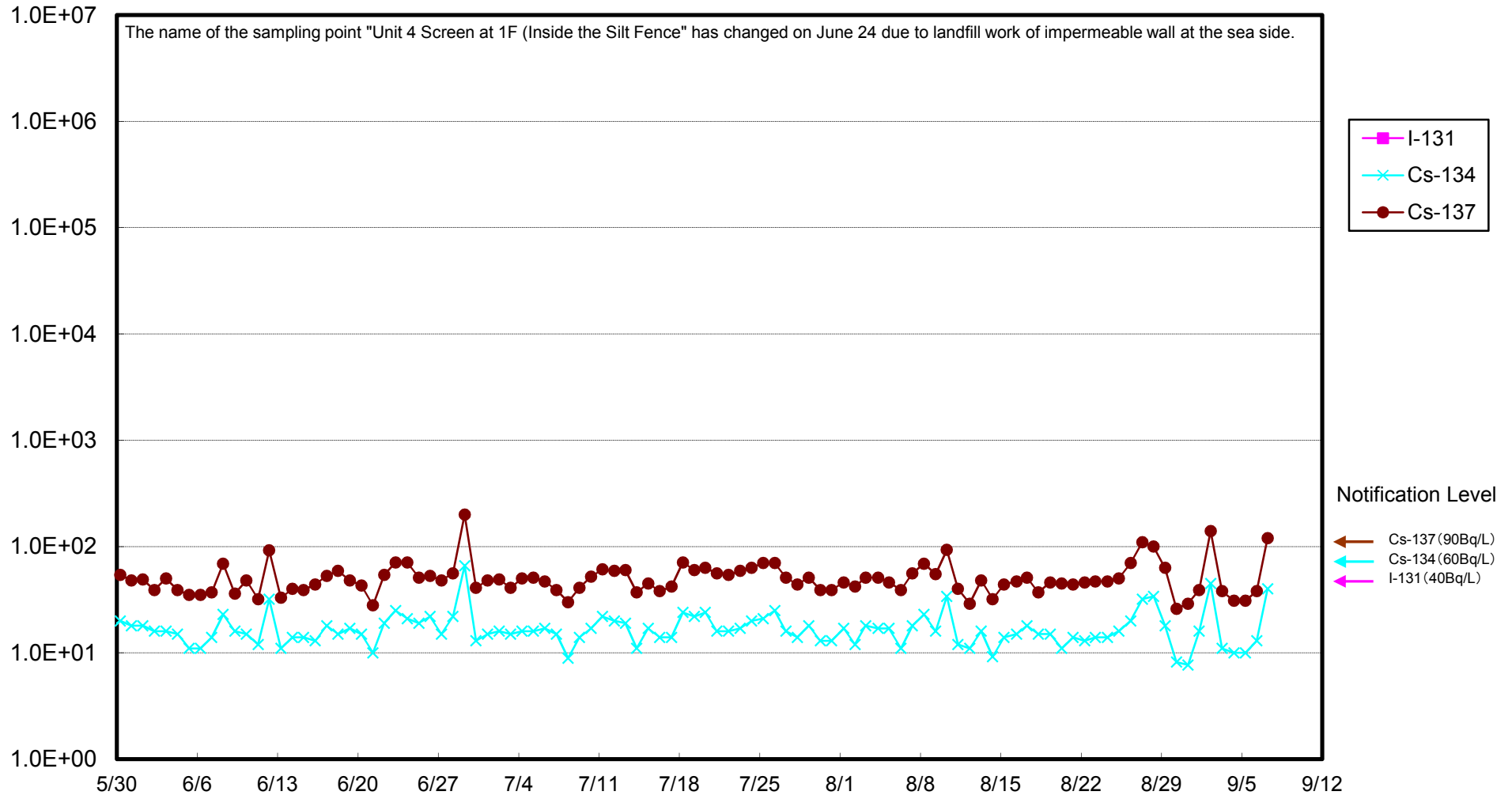
Radioactivity Density of the Seawater of Unit 1 Water Intake Canal at Fukushima Daiichi NPS (In front of Impermeable Wall) (Bq/L)



Radioactivity Density of the Seawater of Unit 2 Water Intake Canal at Fukushima Daiichi NPS (In front of Impermeable Wall) (Bq/L)



Radioactivity Density of the Seawater at Unit 4 Screen at Fukushima Daiichi NPS (Bq/L)



Radioactivity Density of the Seawater at the South of Unit 1-4 Water Intake (in front of Impermeable Wall) at Fukushima Daiichi NPS (Bq/L)

