

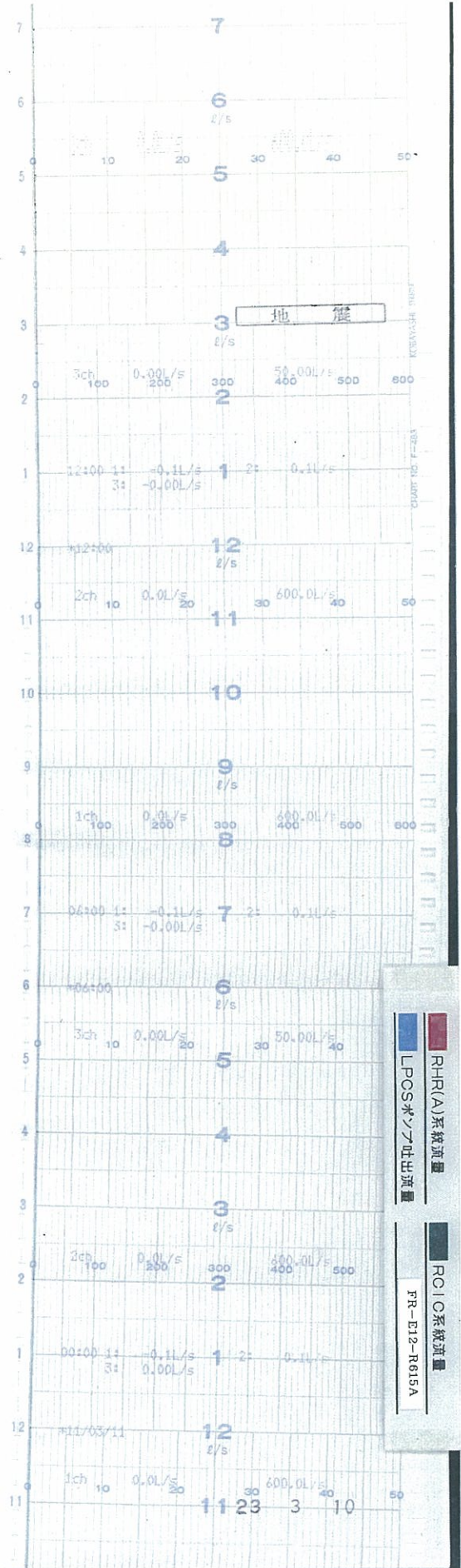
Disclaimer

This English translation is only for reference purpose.

When there are any discrepancies between original Japanese version and English translation version, the original Japanese version always prevails.

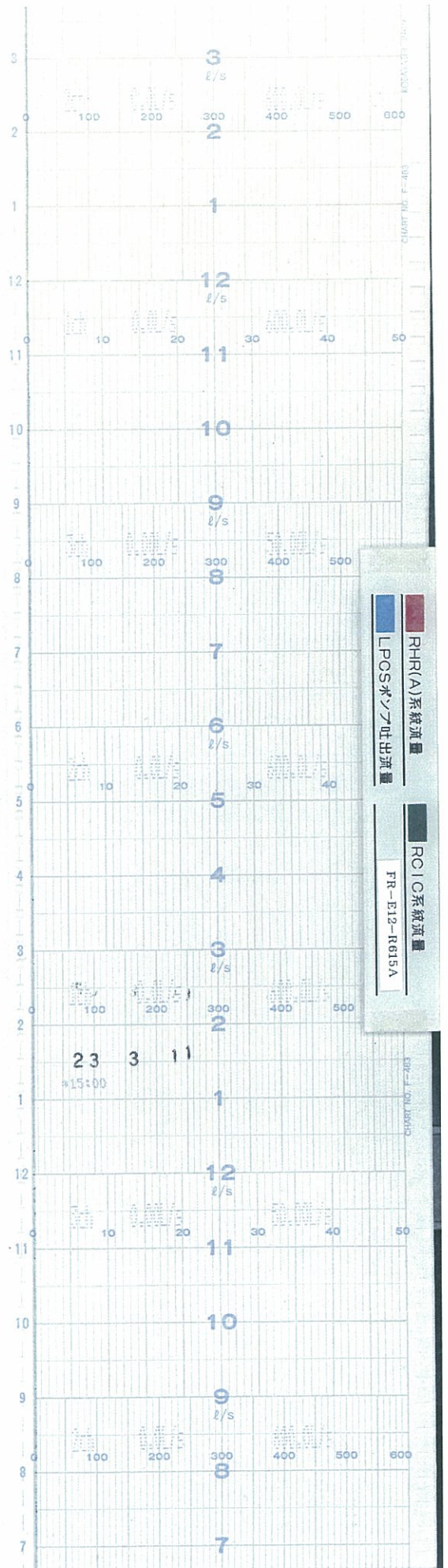


時間



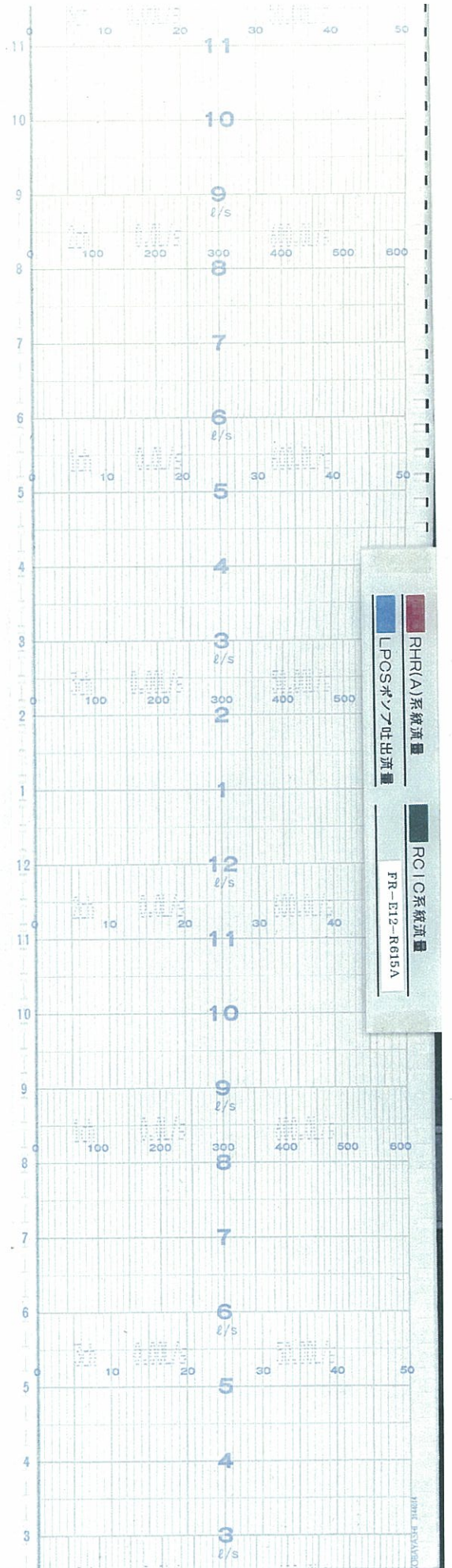


時間



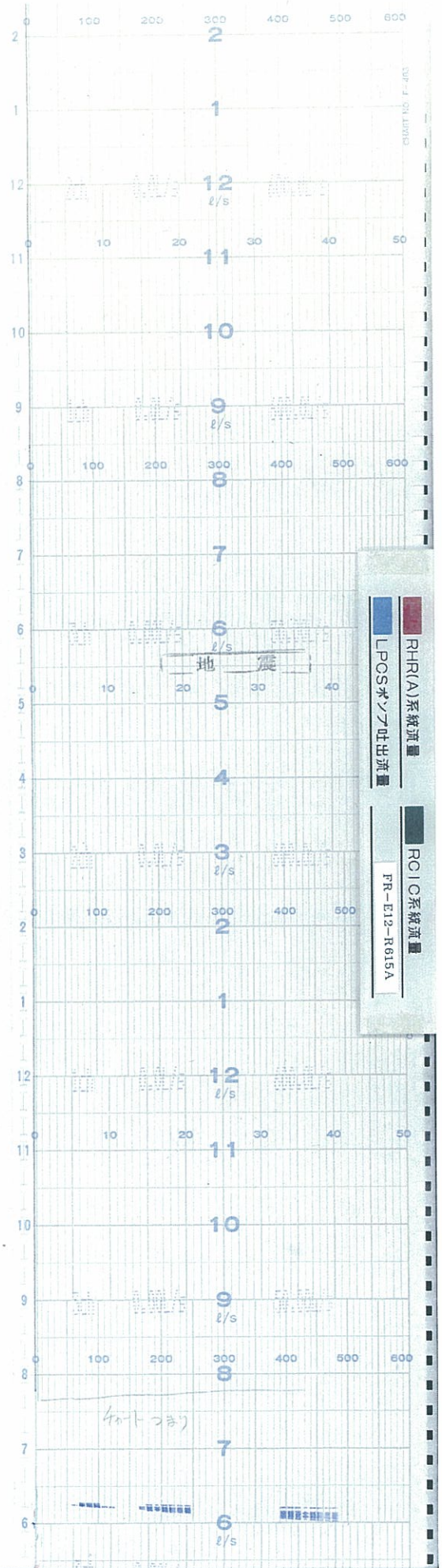


時間



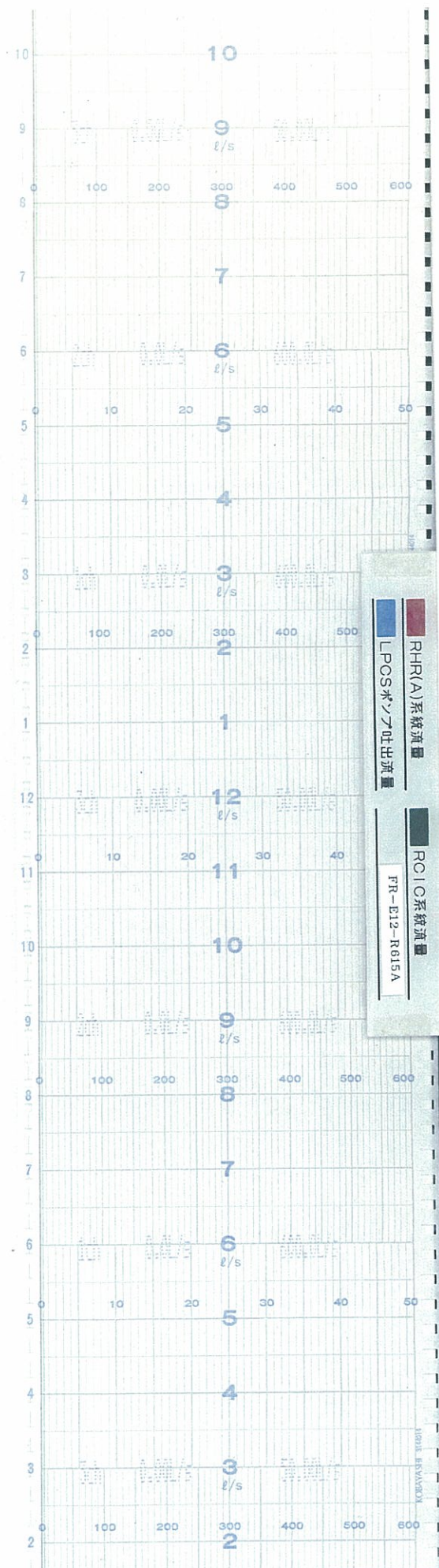


時間

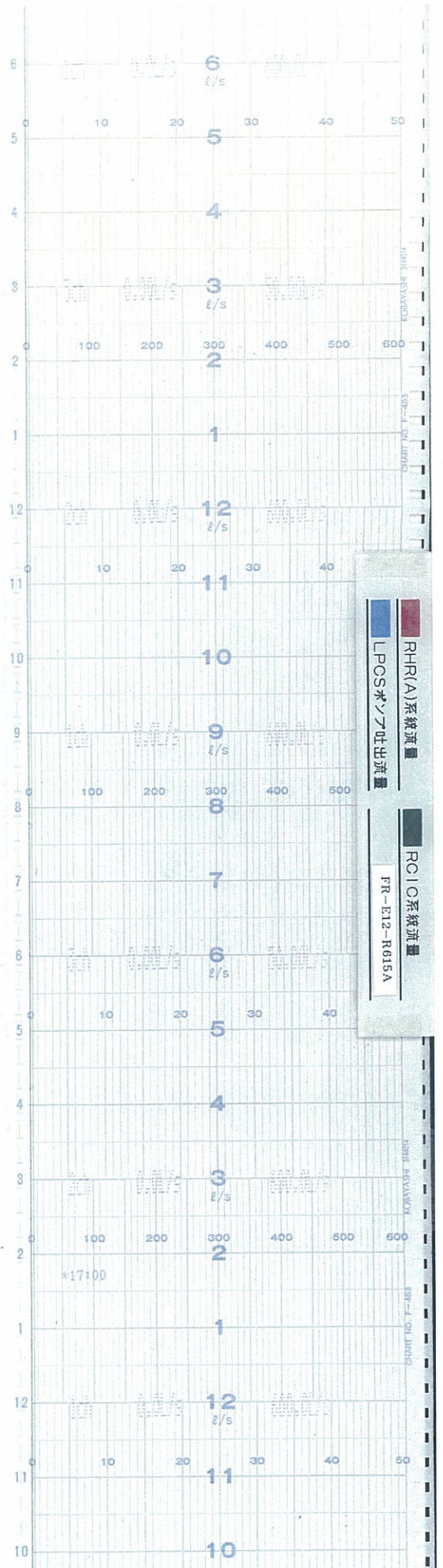




時間

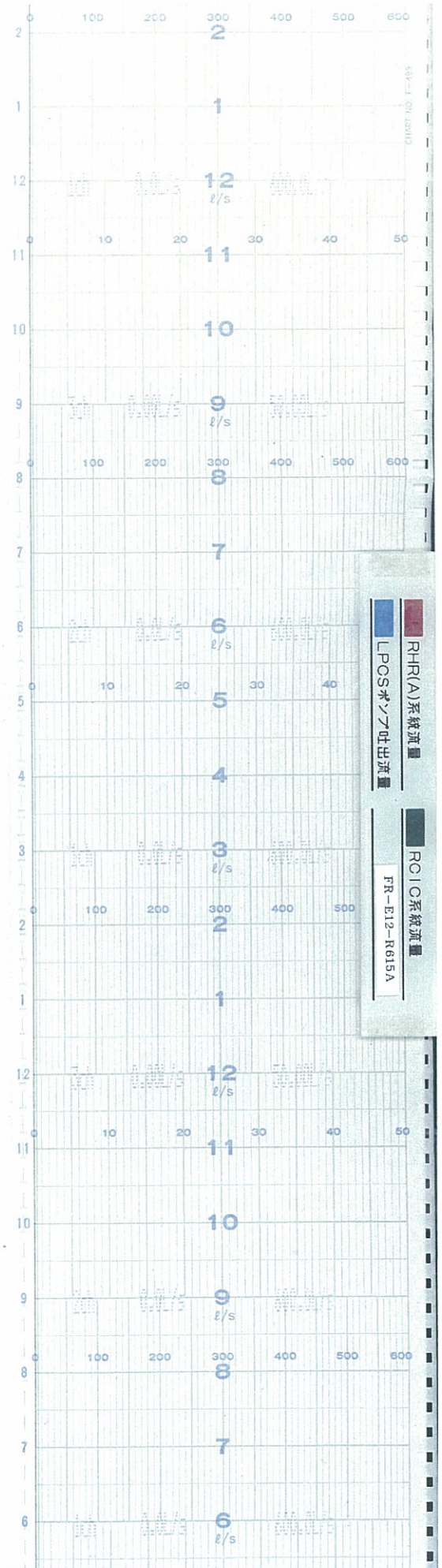


↑
時間



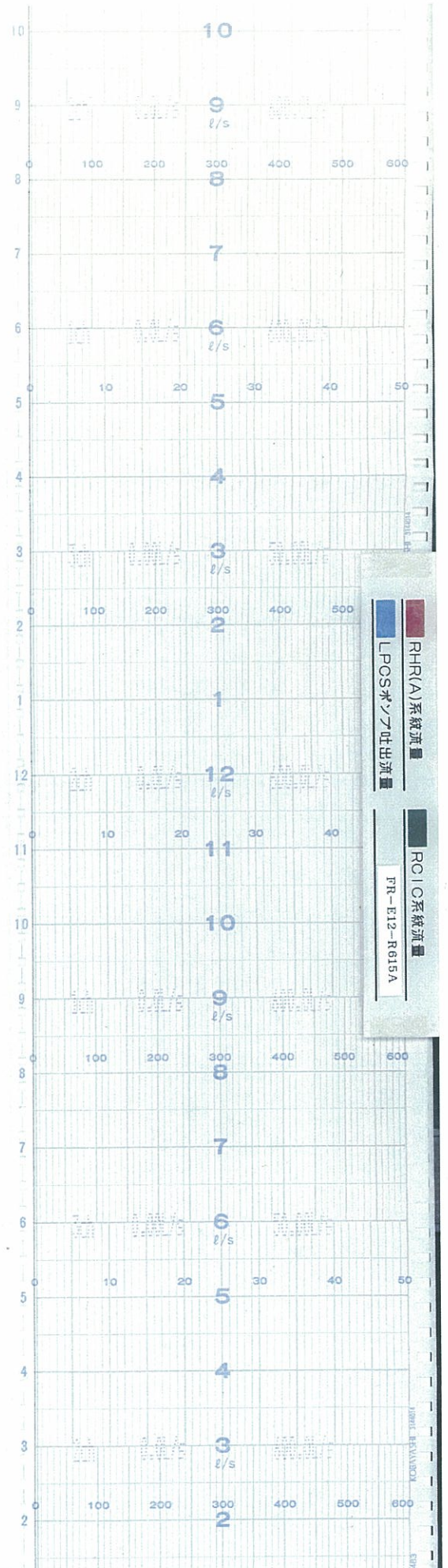


時間



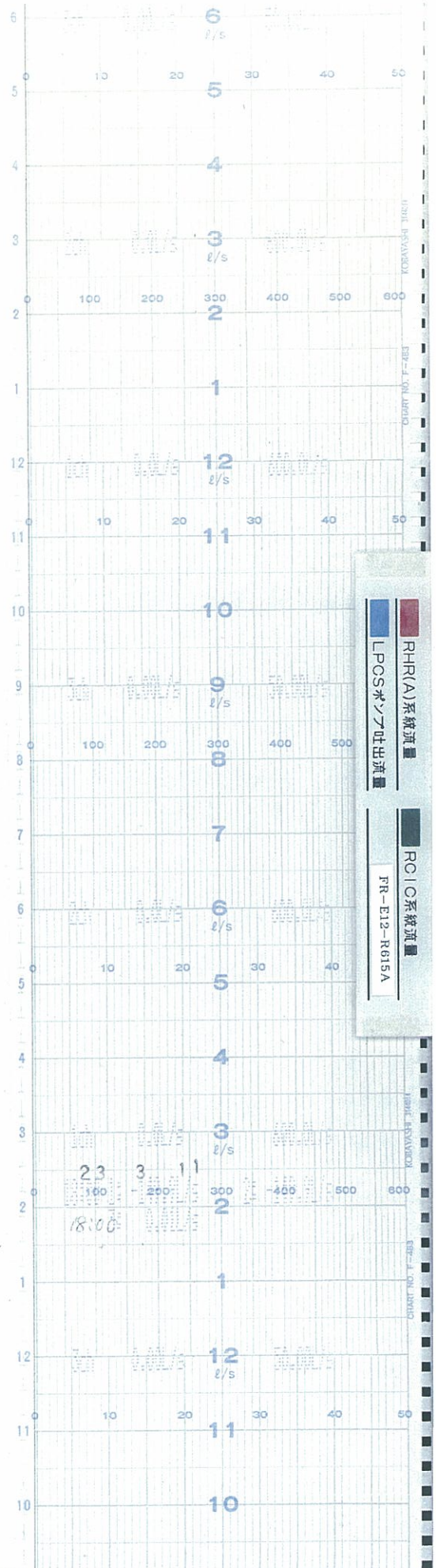


時間



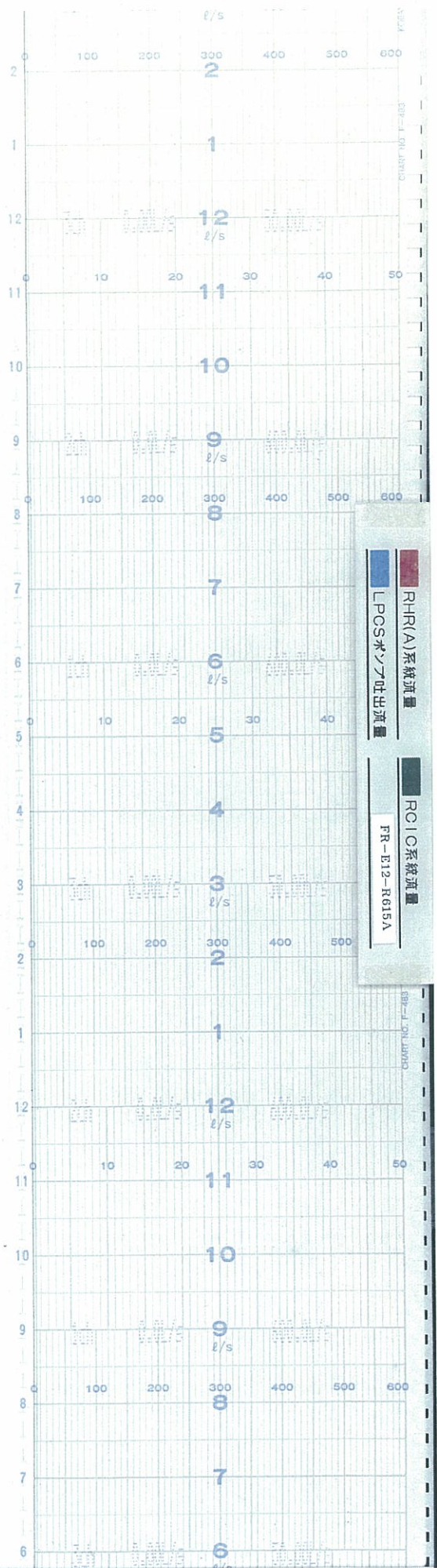


時間



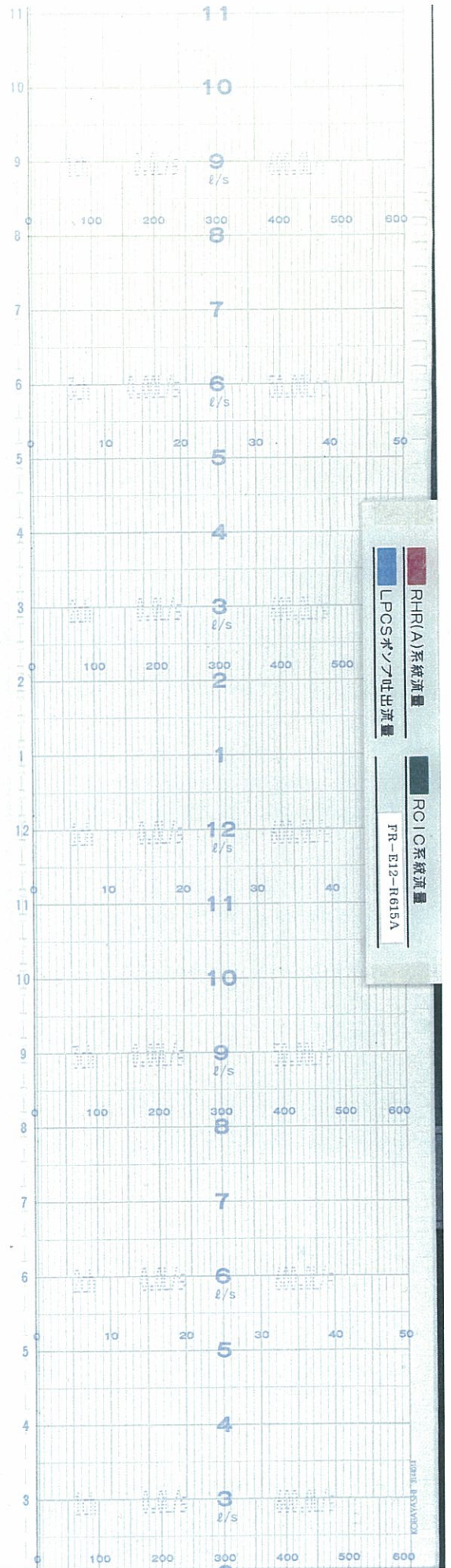


時間



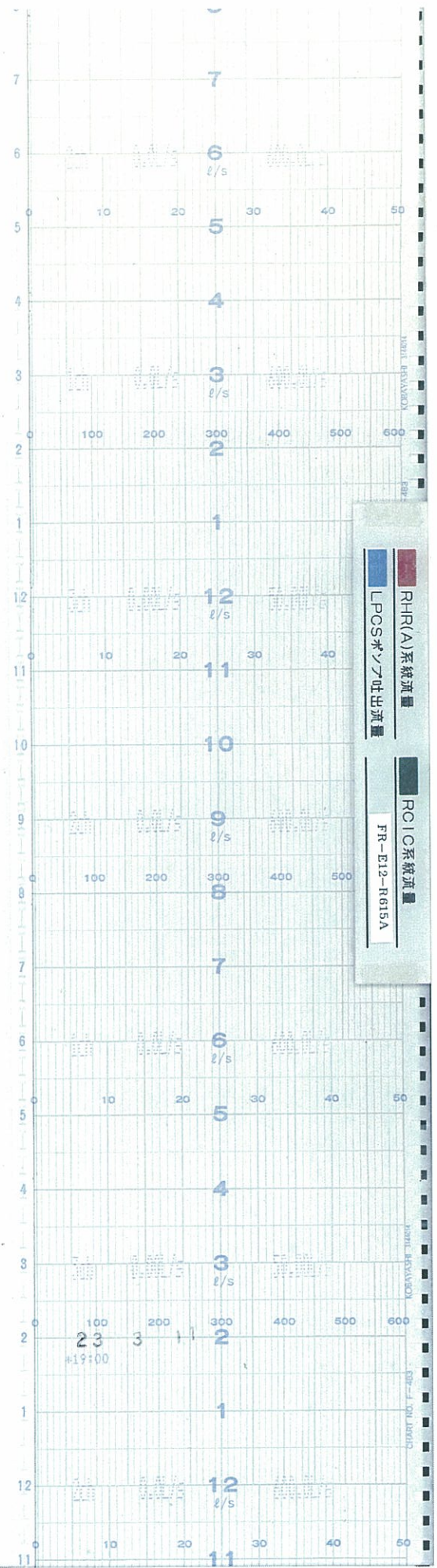


時間



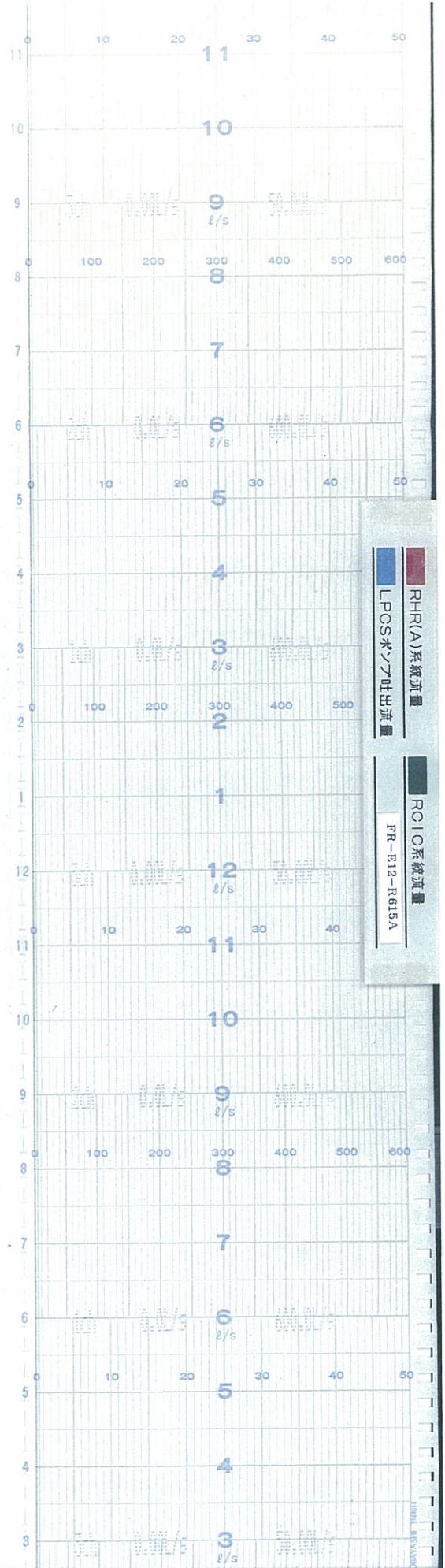


時間

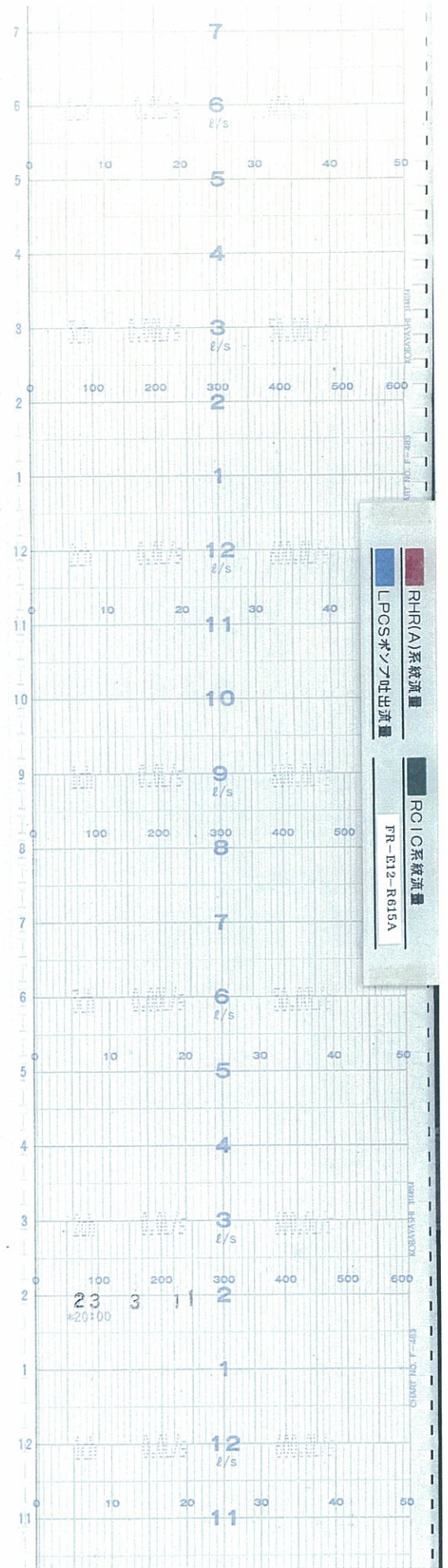




時間

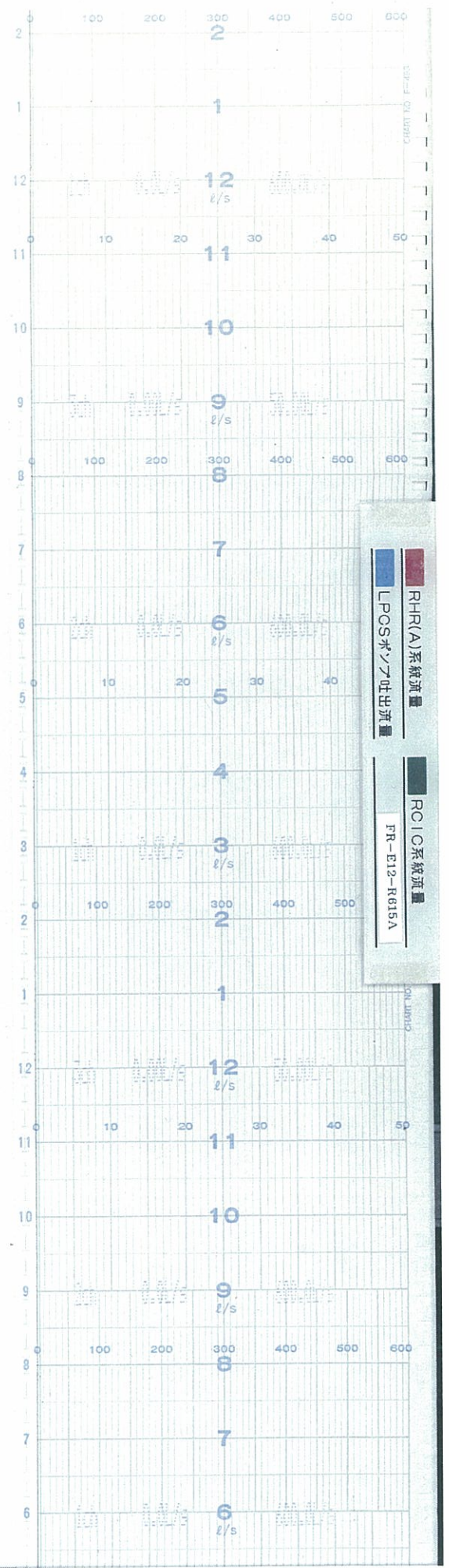


時間 ↑



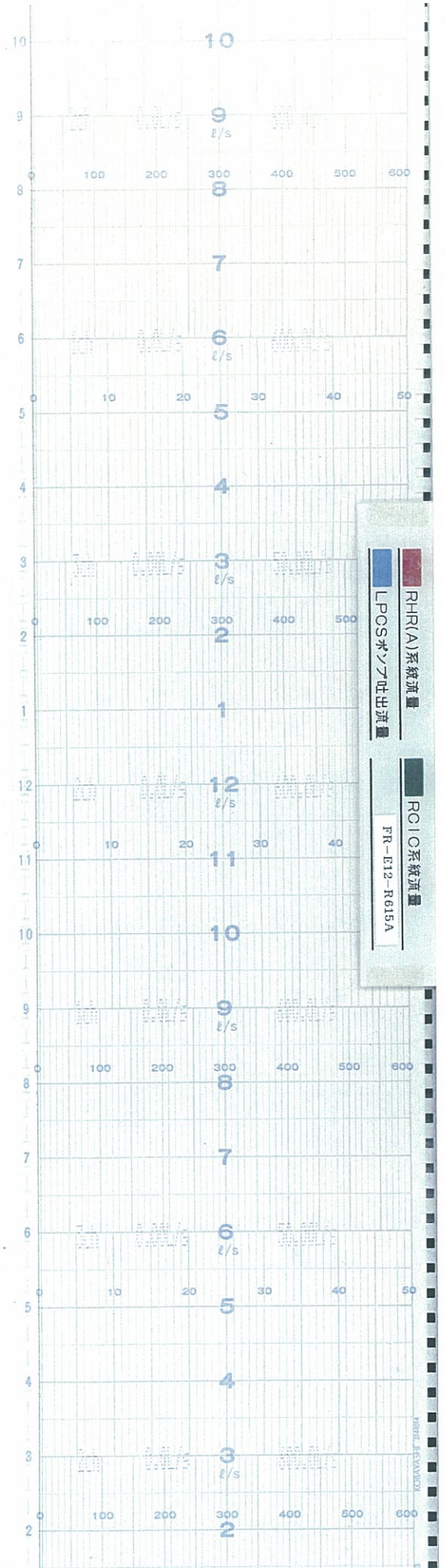


時間



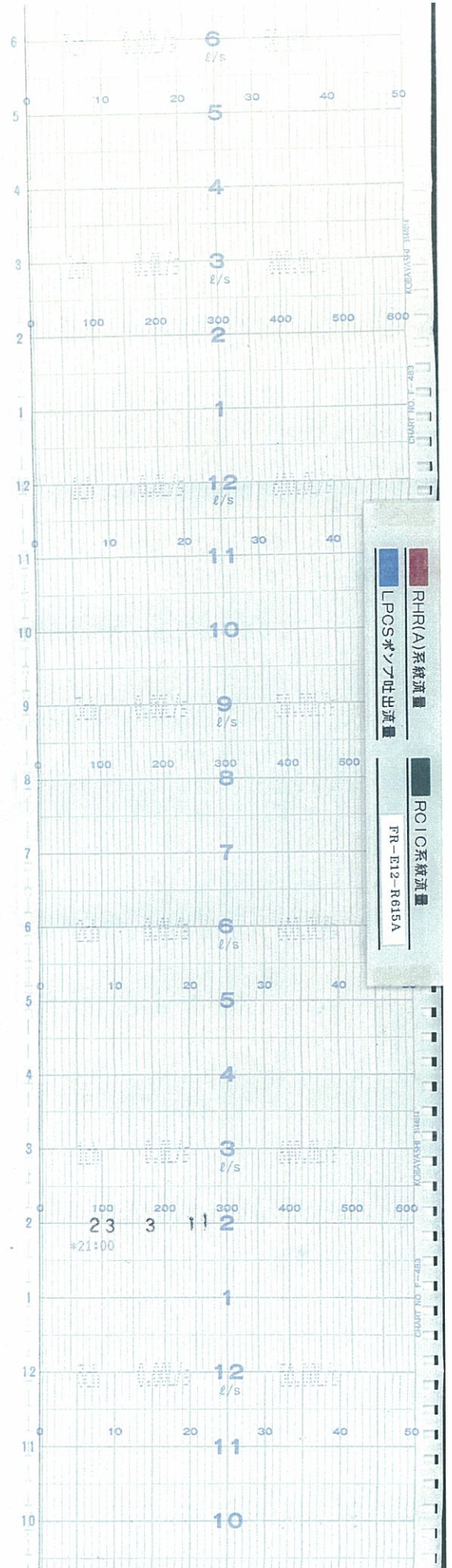


時間



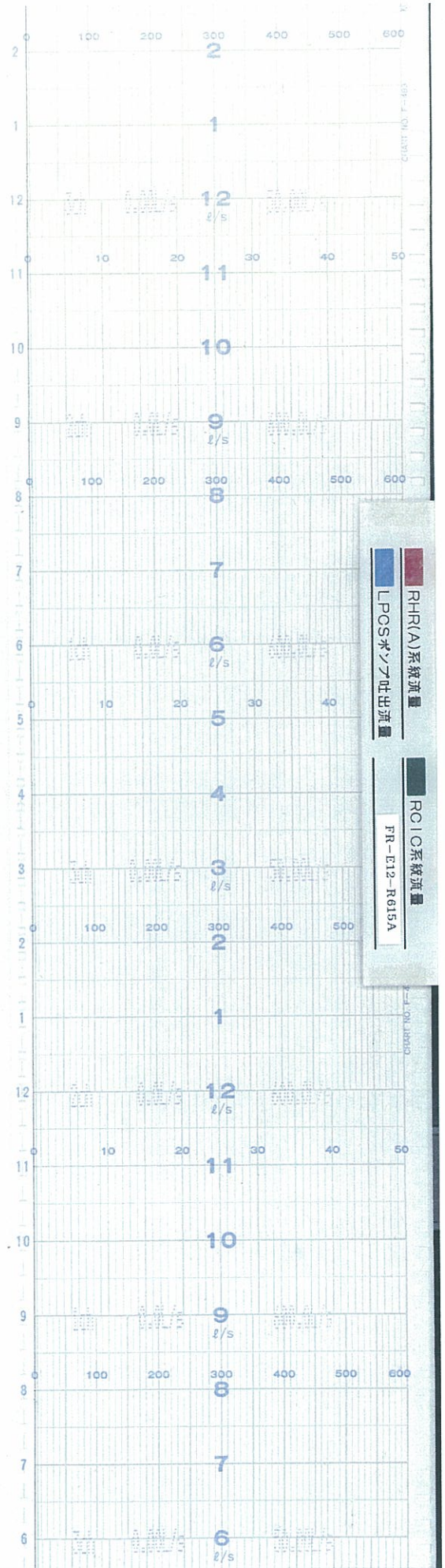


時間



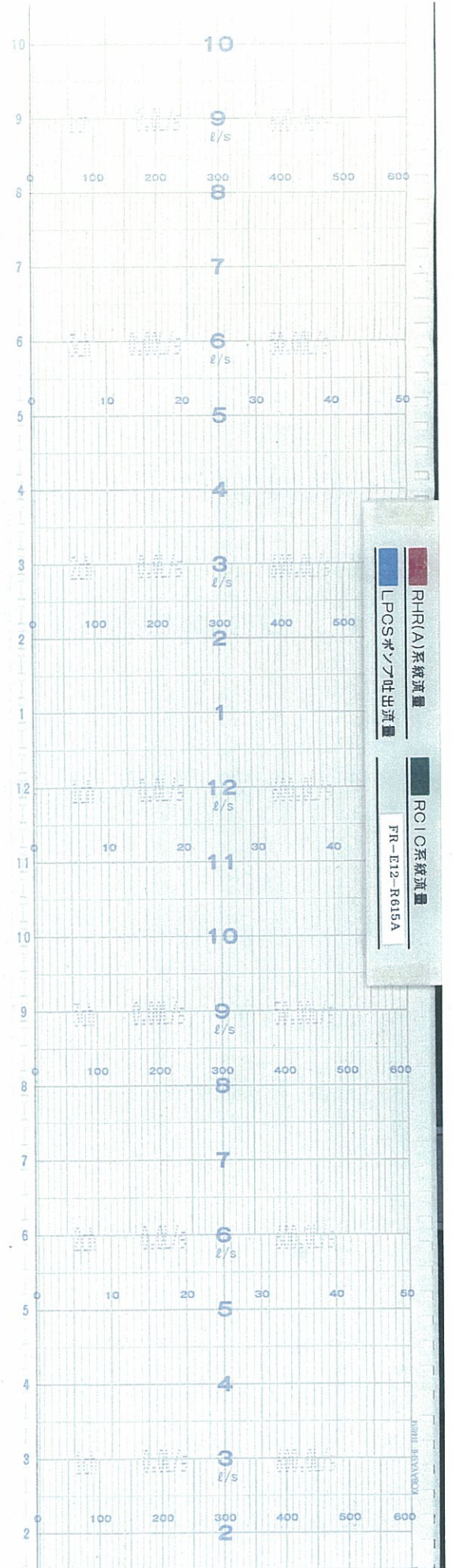


時間



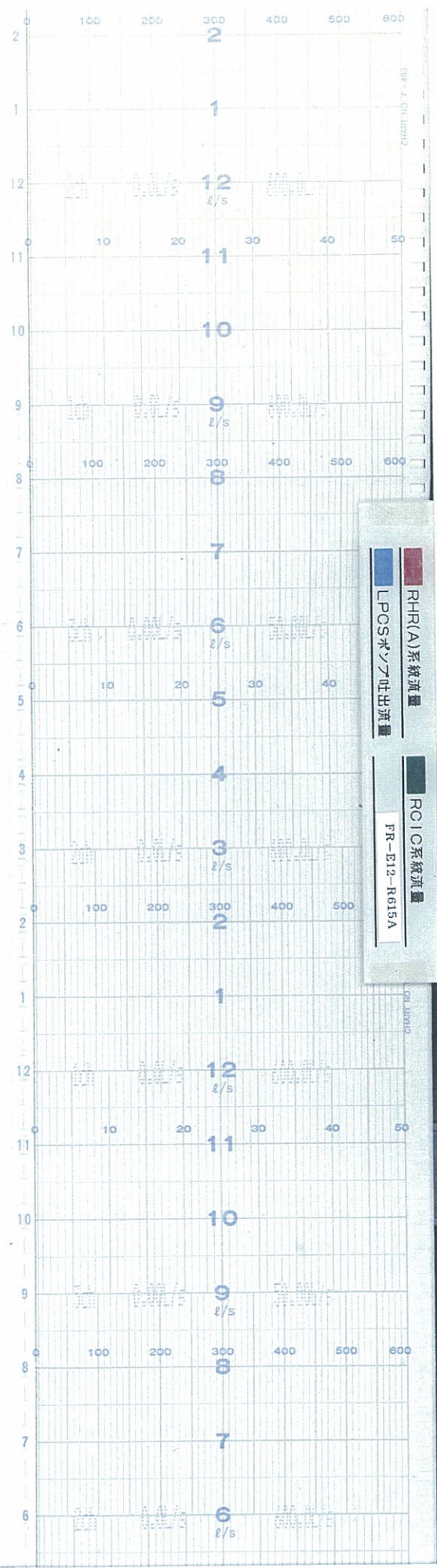


時間



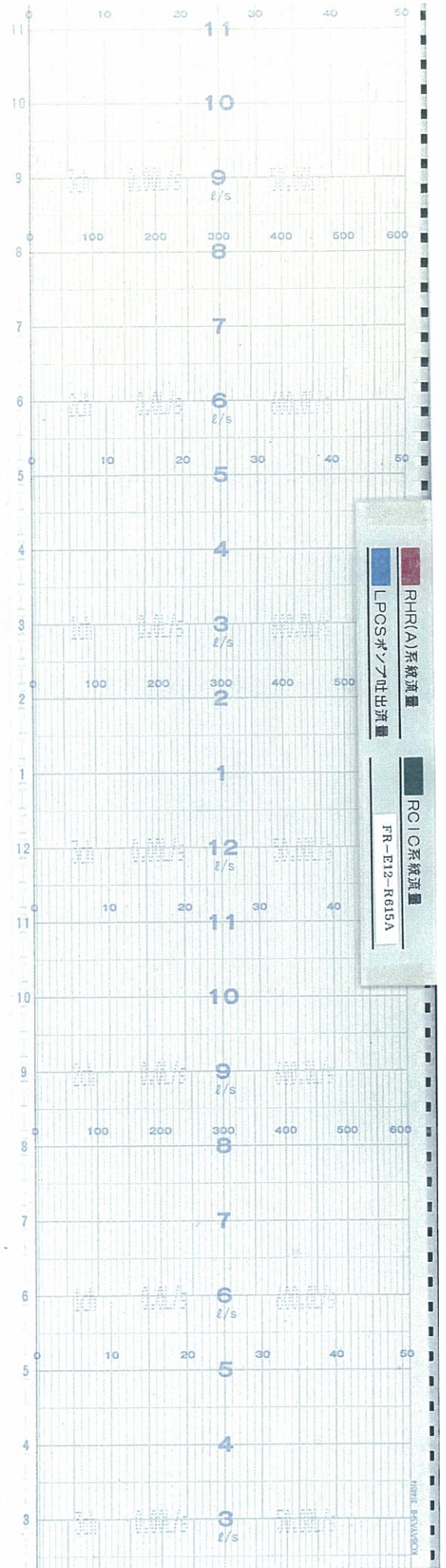


時間



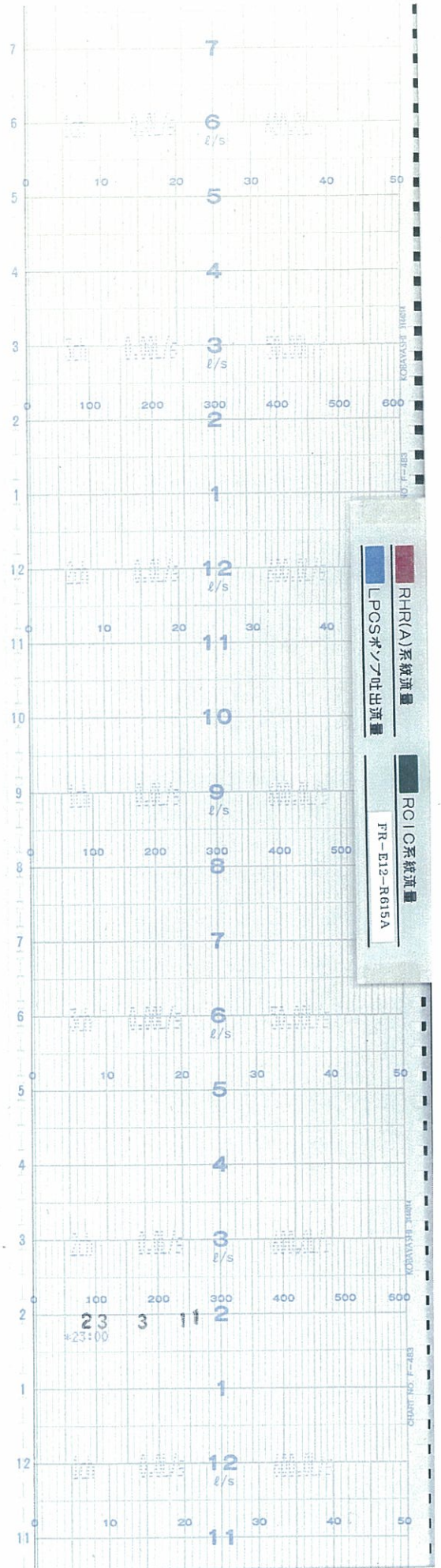


時間



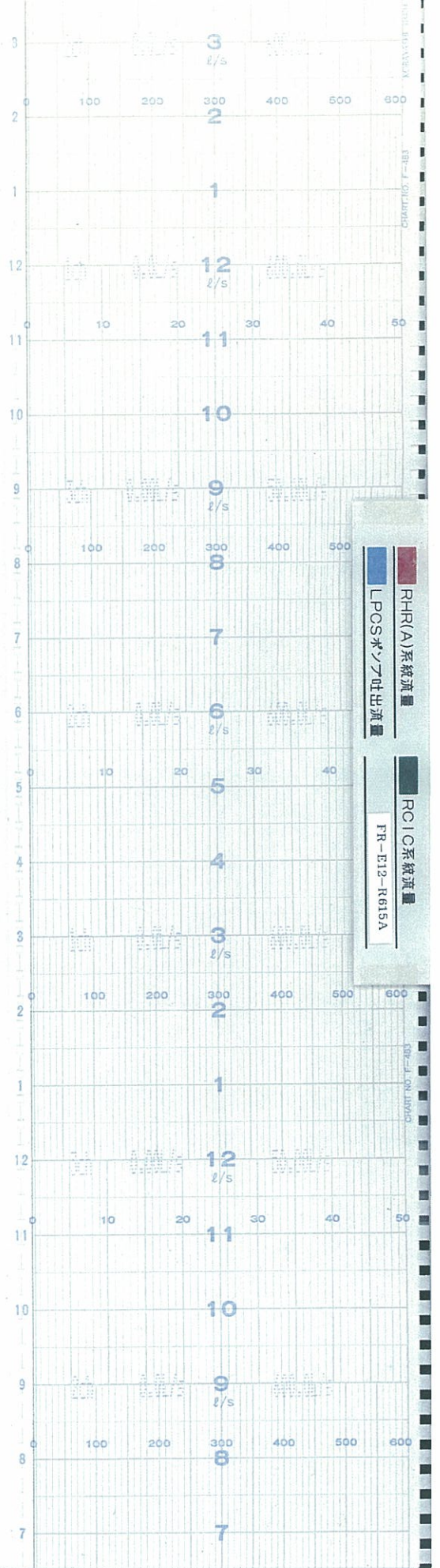


時間



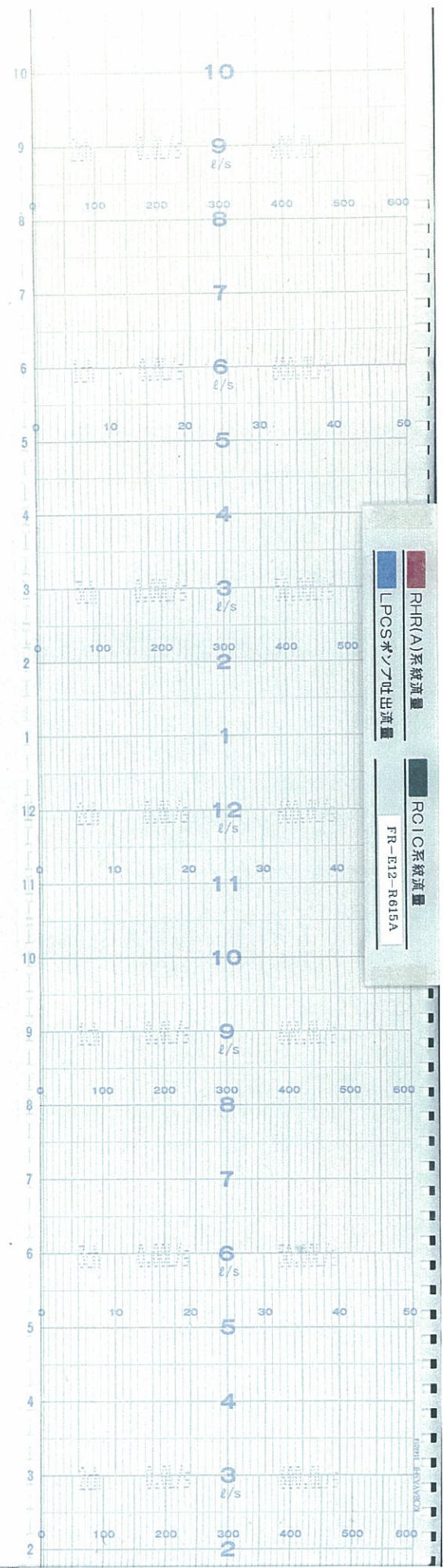


時間

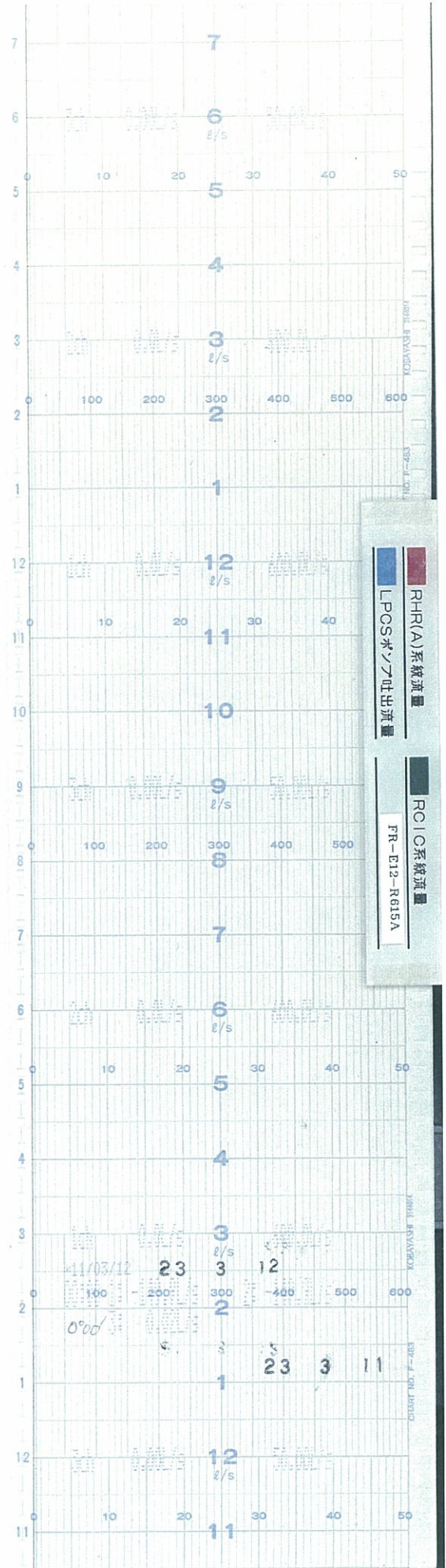




時間

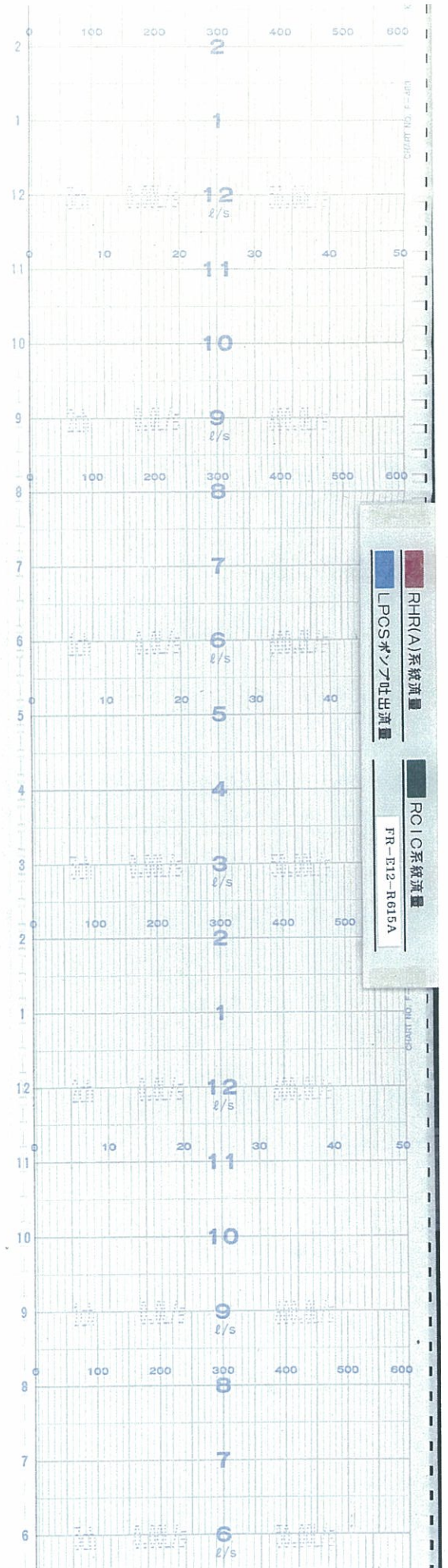


↑
時間



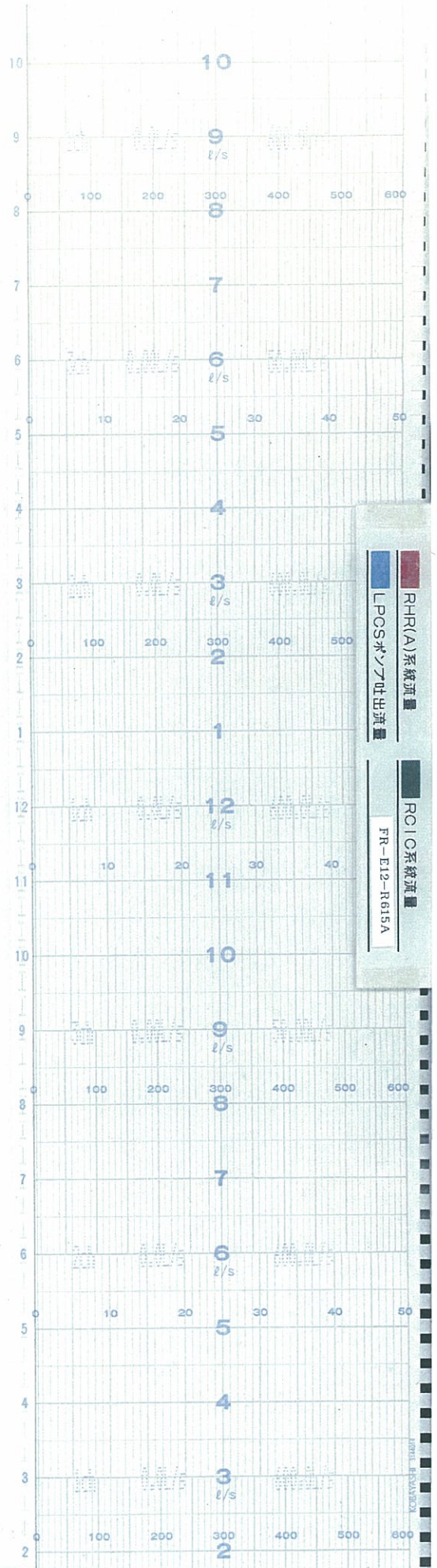


時間



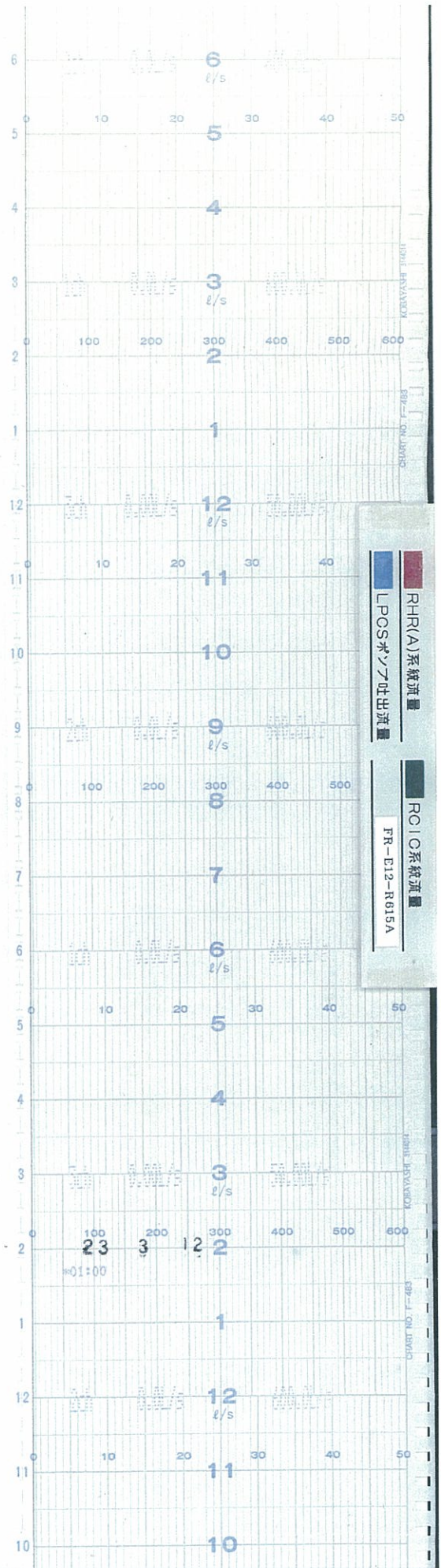


時間

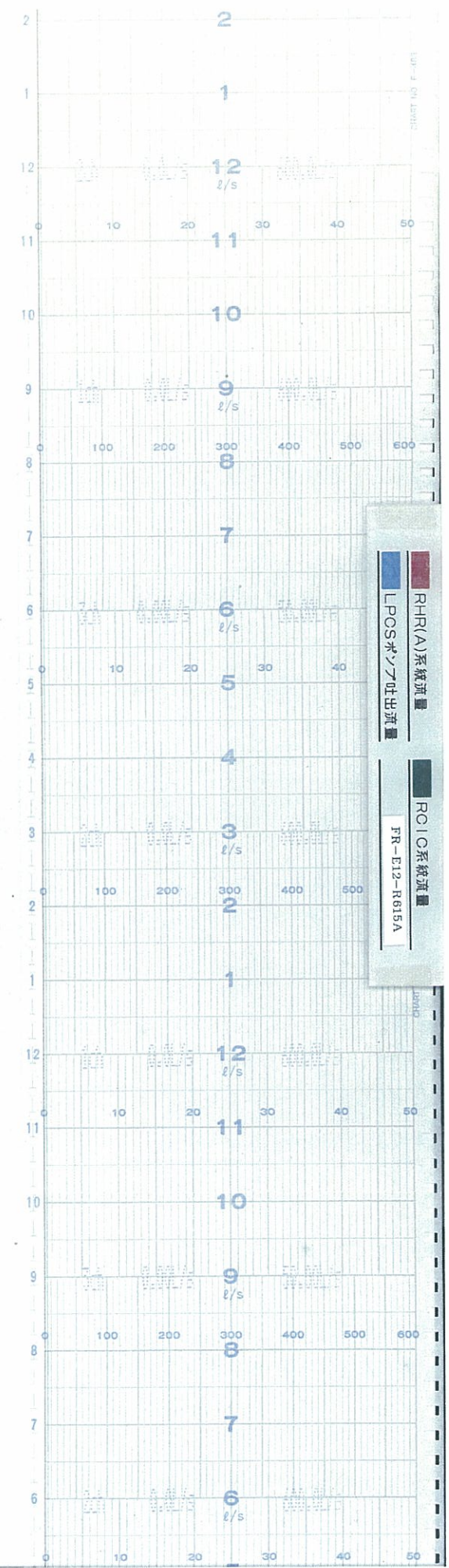




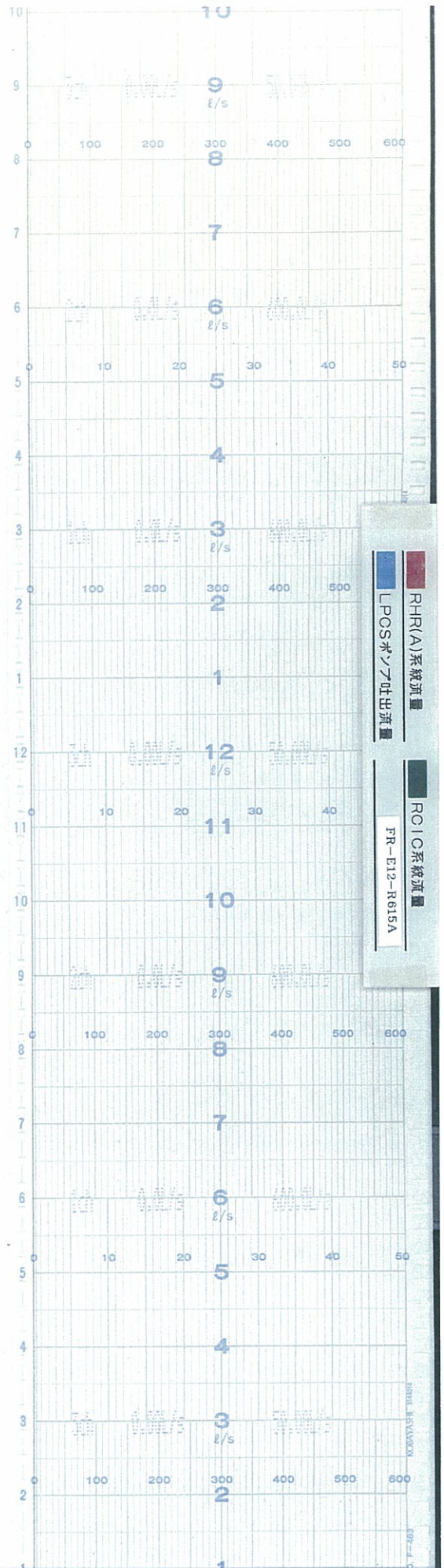
時間



時間 ↑

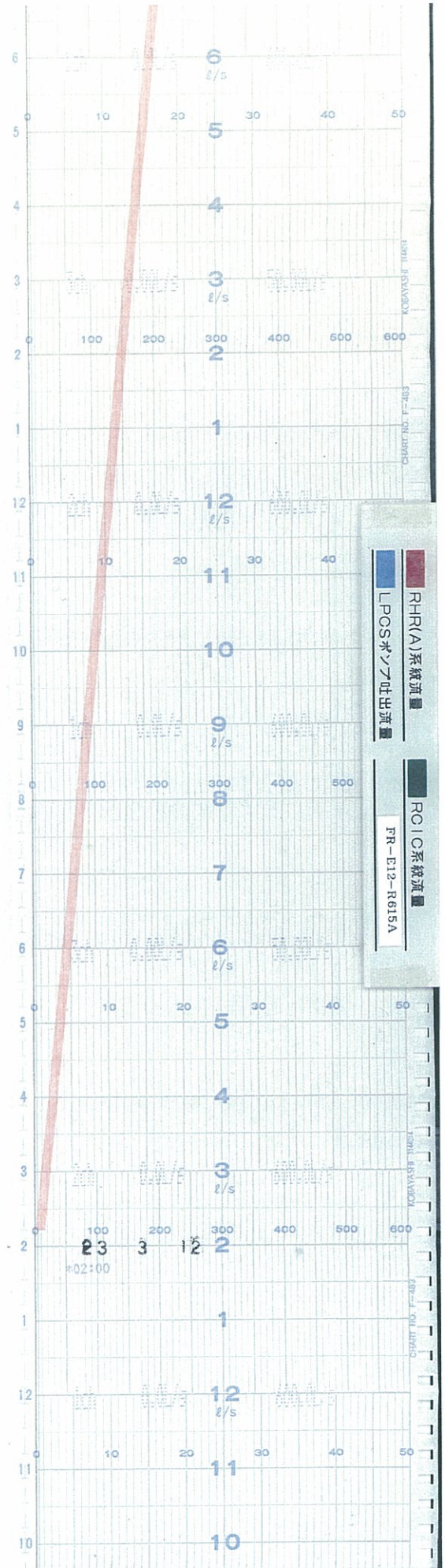


時間 ↑



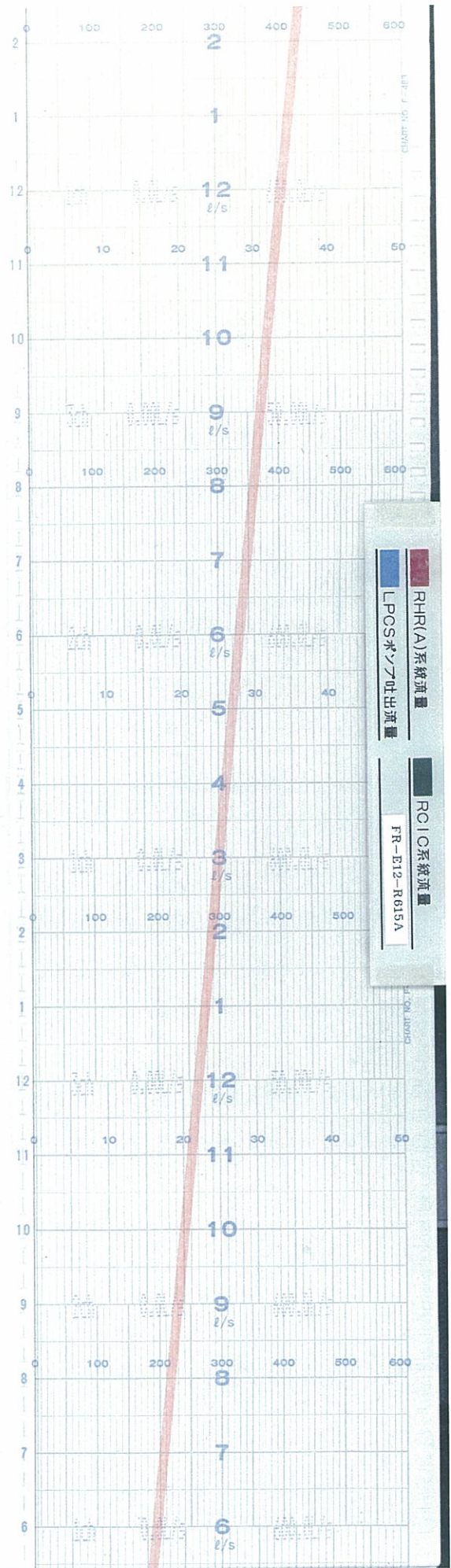


時間





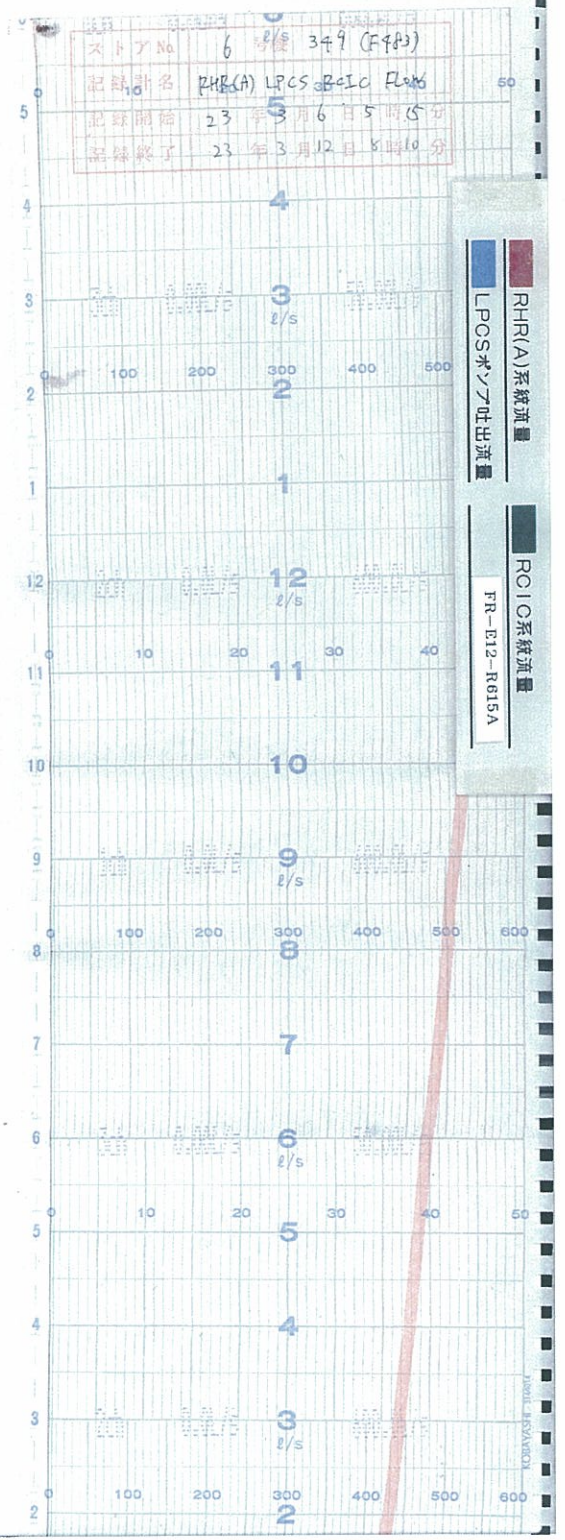
時間



ストアNo	6	巻数	349 (FFA)
記録計名	RHR(A) LPCS RCIC Flow		
記録開始	23年3月6日	5時15分	
記録終了	23年3月12日	8時10分	

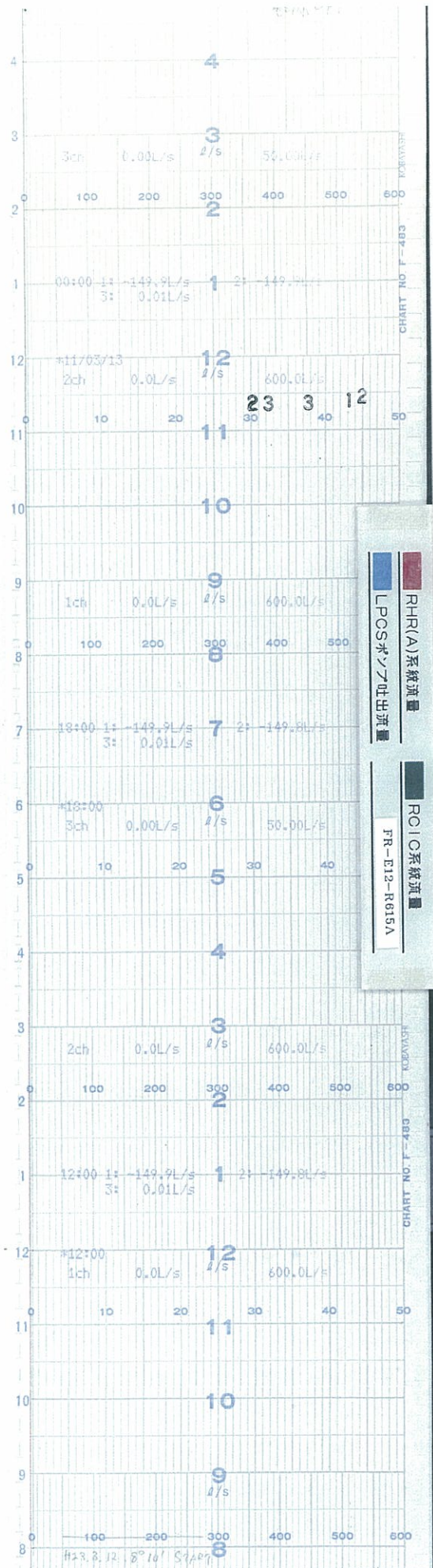


時間

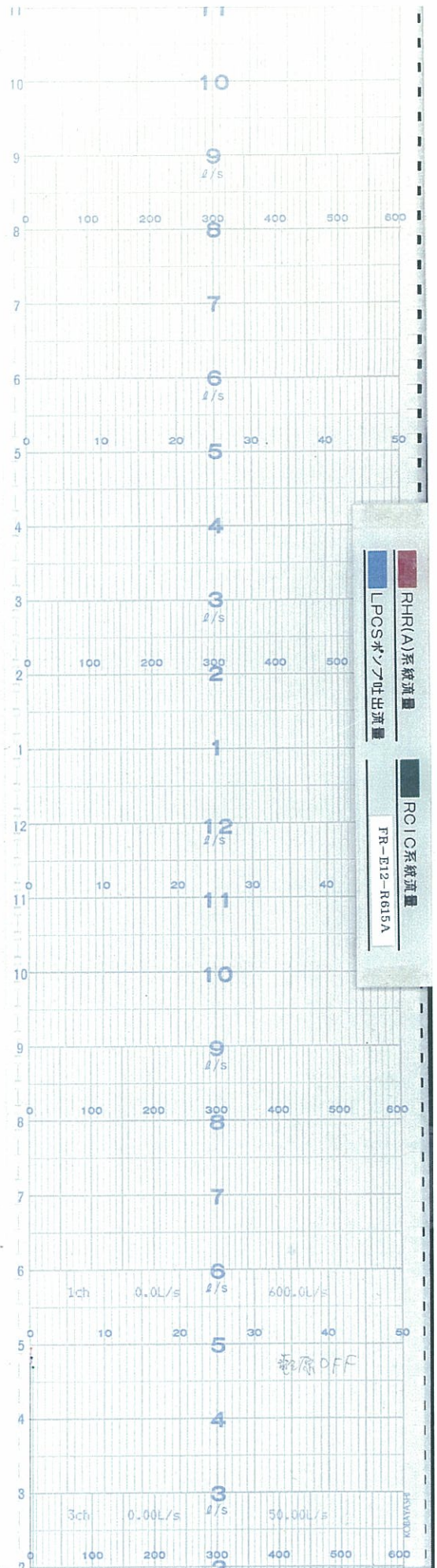




時間

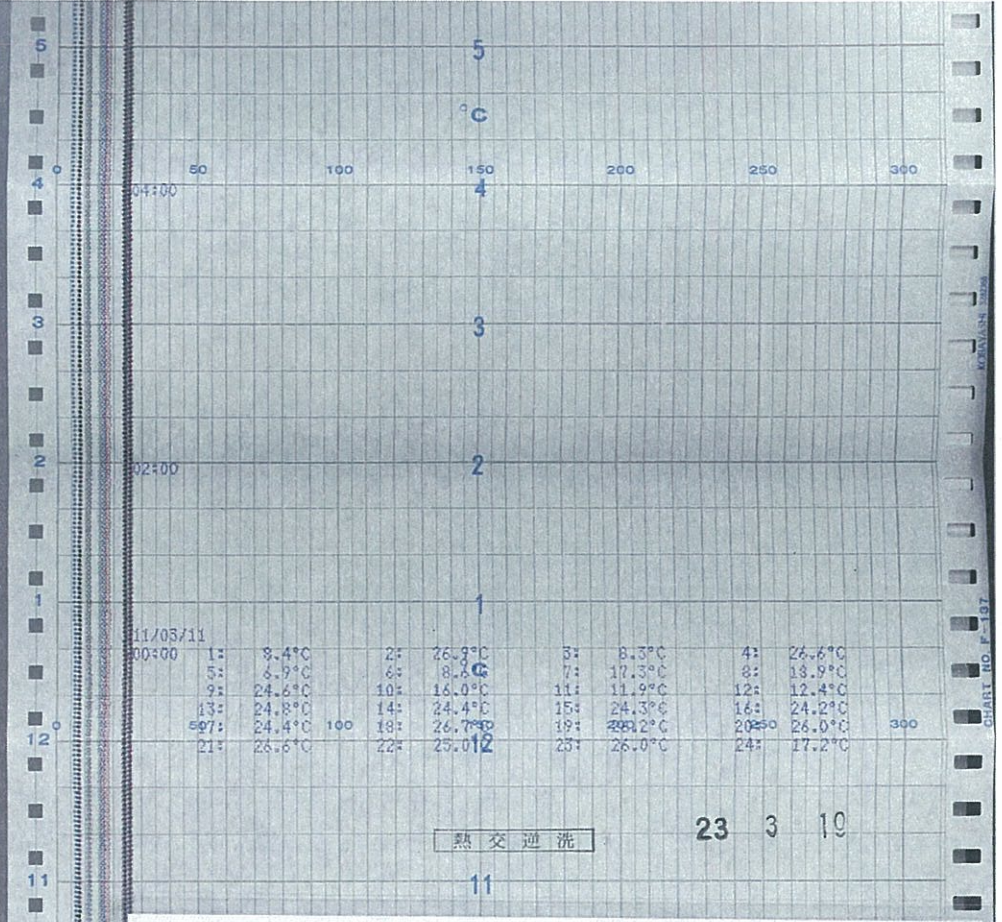


時間 ↑

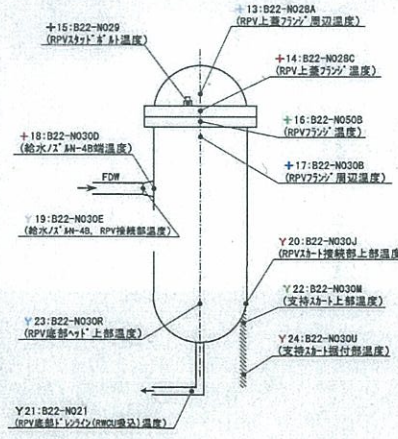




時間



RPV温度検出点・打点番号 (TRS-E12-R601)



- 原子炉圧力容器の各部許容温度差

測定点	許容温度差 (°C)	
	加熱(起動)時	冷却(停止)時
+16 RPVフランジ温度	70	70
+17 RPVフランジ周辺温度		
+13 RPV上蓋フランジ周辺温度	95	100
+14 RPV上蓋フランジ温度		
+14 RPV上蓋フランジ温度		
+15 RPVスタッドボルト温度	70	80
+15 RPVスタッドボルト温度		
Y 20 RPVスカート接続部上部温度	75	50
Y 22 支持スカート上部温度		
 - スタッドボルトテンショニング時の温度制限

測定点	温度制限
+14 RPV上蓋フランジ温度	2.1. 2°C以上であること。
+15 RPVスタッドボルト温度	
+16 RPVフランジ温度	
 - PLRポンプ起動時の温度差


測定点	温度差制限
・炉圧に対する炉水飽和温度の温度差	80°C以下であること
・RPVドレンライン (※)	
- ※ Y21 RPV底部ドレンライン (RWC吸込) 温度

H13-P614-No.1

TRS-E12-R601

No	色打点	測定名称	No	色打点	測定名称
1	●	RHR INLET TO HX(A)	13	+	VESSEL TOP HEAD ADJ TO FLANGE
2	●	RHR INLET TO HX(B)	14	+	VESSEL TOP HEAD FLANGE
3	●	RHR DISCH FROM HX(A)	15	+	VESSEL HEAD STUD
4	●	RHR DISCH FROM HX(B)	16	+	VESSEL FLANGE
5	●	COOL WATER DISCH HX(A)	17	+	VESSEL WALL ADJ TO FLANGE
6	●	COOL WATER DISCH HX(B)	18	+	FEEDWATER NOZZLE(N4B END)
7	○	FUEL POOL COOL WATER DISCH HX(A)	19	Y	FEEDWATER NOZZLE(N4B INBOARD)
8	○	FUEL POOL COOL WATER DISCH HX(B)	20	Y	VESSEL BOTTOM ABOVE SKT JCT
9	○	FUEL POOL COOL WATER INLET PUMP	21	Y	VESSEL BOTTOM HEAD DRAIN LINE
10	○	RADWASTE DISCHARE	22	Y	SUPPORT SKIRT TOP
11	○	MAIN STEAM LINE DRAIN	23	Y	VESSEL BOTTOM HEAD
12	○	MAIN STEAM LINE DRAIN	24	Y	SUPPORT SKIRT AT MTG FLANGE

時間 ↑




TRS-E12-R601

No	色打点	測定名称	No	色打点	測定名称
1	●	RHR INLET TO HX(A)	13	+	VESSEL TOP HEAD ADJ TO FLANGE
2	●	RHR INLET TO HX(B)	14	+	VESSEL TOP HEAD FLANGE
3	●	RHR DISCH FROM HX(A)	15	+	VESSEL HEAD STUD
4	●	RHR DISCH FROM HX(B)	16	+	VESSEL FLANGE
5	●	COOL WATER DISCH HX(A)	17	+	VESSEL WALL ADJ TO FLANGE
6	●	COOL WATER DISCH HX(B)	18	+	FEEDWATER NOZZLE(N4B END)
7	○	FUEL POOL COOL WATER DISCH HX(A)	19	Y	FEEDWATER NOZZLE(N4B INBOARD)
8	○	FUEL POOL COOL WATER DISCH HX(B)	20	Y	VESSEL BOTTOM ABOVE SKT JCT
9	○	FUEL POOL COOL WATER INLET PUMP	21	Y	VESSEL BOTTOM HEAD DRAIN LINE
10	○	RADWASTE DISCHARE	22	Y	SUPPORT SKIRT TOP
11	○	MAIN STEAM LINE DRAIN	23	Y	VESSEL BOTTOM HEAD
12	○	MAIN STEAM LINE DRAIN	24	Y	SUPPORT SKIRT AT MTG FLANGE


TRS-E12-R601

時間 ↑



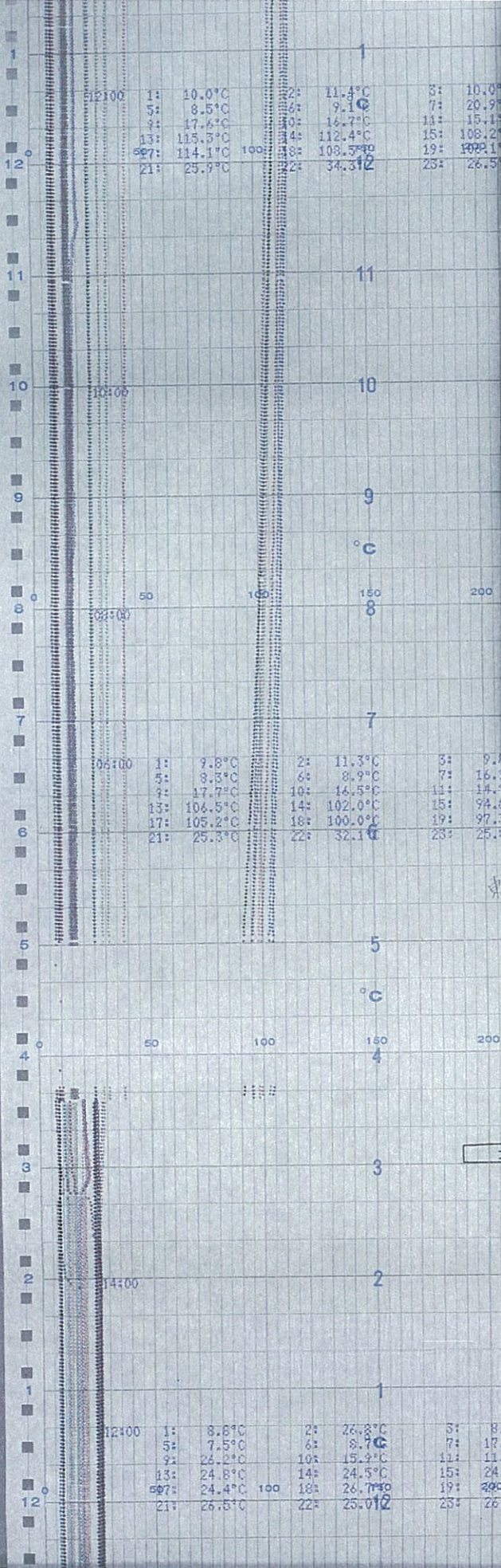
6号機 RHR Hx TEMP & REACTOR VESSEL TEMP REC(3 / 20)

測定名称		測定名称	
1	RHR INLET TO HX(A)	13	VESSEL TOP HEAD ADJ TO FLANGE
2	RHR INLET TO HX(B)	14	VESSEL TOP HEAD FLANGE
3	RHR DISCH FROM HX(A)	15	VESSEL HEAD STUD
4	RHR DISCH FROM HX(B)	16	VESSEL FLANGE
5	COOL WATER DISCH HX(A)	17	VESSEL WALL ADJ TO FLANGE
6	COOL WATER DISCH HX(B)	18	FEEDWATER NOZZLE (N48 END)
7	FUEL POOL COOL WATER DISCH HX(A)	19	FEEDWATER NOZZLE (N48 INBOARD)
8	FUEL POOL COOL WATER DISCH HX(B)	20	VESSEL BOTTOM ABOVE SKT JCT
9	FUEL POOL COOL WATER INLET PUMP	21	VESSEL BOTTOM HEAD DRAIN LINE
10	RADWASTE DISCHARE	22	SUPPORT SKIRT TOP
11	MAIN STEAM LINE DRAIN	23	VESSEL BOTTOM HEAD
12	MAIN STEAM LINE DRAIN	24	SUPPORT SKIRT AT MFG FLANGE




↑
時間

測定名称	測定名称
1 RHR INLET TO HX(A)	13 VESSEL TOP HEAD ADJ TO FLANGE
2 RHR INLET TO HX(B)	14 VESSEL TOP HEAD FLANGE
3 RHR DISCH FROM HX(A)	15 VESSEL HEAD STUD
4 RHR DISCH FROM HX(B)	16 VESSEL FLANGE
5 COOL WATER DISCH HX(A)	17 VESSEL WALL ADJ TO FLANGE
6 COOL WATER DISCH HX(B)	18 FEEDWATER NOZZLE (N4B END)
7 FUEL POOL COOL WATER DISCH HX(A)	19 VESSEL BOTTOM ABOVE SKI JCT
8 FUEL POOL COOL WATER DISCH HX(B)	20 VESSEL BOTTOM HEAD DRAIN LINE
9 FUEL POOL COOL WATER INLET PUMP	21 SUPPORT SKIRT TOP
10 RAWWASTE DISCHARE	22 VESSEL BOTTOM HEAD
11 MAIN STEAM LINE DRAIN	23 VESSEL SKIRT AT M/G FLANGE
12 MAIN STEAM LINE DRAIN	24 SUPPORT SKIRT AT M/G FLANGE



時間

↑
時間




TRS-E12-R601

No	色打点	測定名称	No	色打点	測定名称
1	●	RHR INLET TO HX(A)	13	+	VESSEL TOP HEAD ADJ TO FLANGE
2	●	RHR INLET TO HX(B)	14	+	VESSEL TOP HEAD FLANGE
3	●	RHR DISCH FROM HX(A)	15	+	VESSEL HEAD STUD
4	●	RHR DISCH FROM HX(B)	16	+	VESSEL FLANGE
5	●	COOL WATER DISCH HX(A)	17	+	VESSEL WALL ADJ TO FLANGE
6	●	COOL WATER DISCH HX(B)	18	+	FEEDWATER NOZZLE (N4B END)
7	●	FUEL POOL COOL WATER DISCH HX(A)	19	+	FEEDWATER NOZZLE (N4B INBOARD)
8	●	FUEL POOL COOL WATER DISCH HX(B)	20	+	VESSEL BOTTOM ABOVE SKI JCT
9	●	FUEL POOL COOL WATER INLET PUMP	21	+	VESSEL BOTTOM HEAD DRAIN LINE
10	○	RAIWASTE DISCHARE	22	+	SUPPORT SKIRT TOP
11	○	MAIN STEAM LINE DRAIN	23	+	VESSEL BOTTOM HEAD
12	○	MAIN STEAM LINE DRAIN	24	+	SUPPORT SKIRT AT MG-FLANGE



時間




No.色打	測定名称	No.色打	測定名称
1	RHR INLET TO HX(A)	13	VESSEL TOP HEAD ADJ. TO FLANGE
2	RHR INLET TO HX(B)	14	VESSEL TOP HEAD FLANGE
3	RHR DISCH. FROM HX(A)	15	VESSEL HEAD STUD
4	RHR DISCH. FROM HX(B)	16	VESSEL FLANGE
5	COOL WATER DISCH HX(A)	17	VESSEL WALL ADJ. TO FLANGE
6	COOL WATER DISCH HX(B)	18	FEEDWATER NOZZLE (N48 END)
7	FUEL POOL COOL. WATER DISCH HX(A)	19	FEEDWATER NOZZLE (N48 INBOARD)
8	FUEL POOL COOL. WATER DISCH HX(B)	20	VESSEL BOTTOM ABOVE SKI. JCT.
9	FUEL POOL COOL. WATER INLET PUMP	21	VESSEL BOTTOM HEAD DRAIN LINE
10	RADMASTE DISCHARE	22	SUPPORT SKI. RT. TOP
11	MAIN STEAM LINE DRAIN	23	VESSEL BOTTOM HEAD
12	MAIN STEAM LINE DRAIN	24	SUPPORT SKI. RT. AT MFG. FLANGE

23. 3. 13

TRS-E12-R601


No	色打点	測定名称	No	色打点	測定名称
1	●	RHR INLET TO HX(A)	13	+	VESSEL TOP HEAD ADJ TO FLANGE
2	●	RHR INLET TO HX(B)	14	+	VESSEL TOP HEAD FLANGE
3	●	RHR DISCH FROM HX(A)	15	+	VESSEL HEAD STUD
4	●	RHR DISCH FROM HX(B)	16	+	VESSEL HEAD STUD
5	●	COOL WATER DISCH HX(A)	17	+	VESSEL WALL ADJ TO FLANGE
6	●	COOL WATER DISCH HX(B)	18	+	FEEDWATER NOZZLE (N48 END)
7	●	FUEL POOL COOL WATER DISCH HX(A)	19	+	FEEDWATER NOZZLE (N48 INBOARD)
8	●	FUEL POOL COOL WATER DISCH HX(B)	20	+	VESSEL BOTTOM ABOVE SKT JCT
9	●	FUEL POOL COOL WATER INLET PUMP	21	+	VESSEL BOTTOM HEAD DRAIN LINE
10	●	RADWASTE DISCHARE	22	+	SUPPORT SKI RT TOP
11	●	MAIN STEAM LINE DRAIN	23	+	VESSEL BOTTOM HEAD
12	●	MAIN STEAM LINE DRAIN	24	+	SUPPORT SKI RT AT MFG FLANGE



時間 ↑

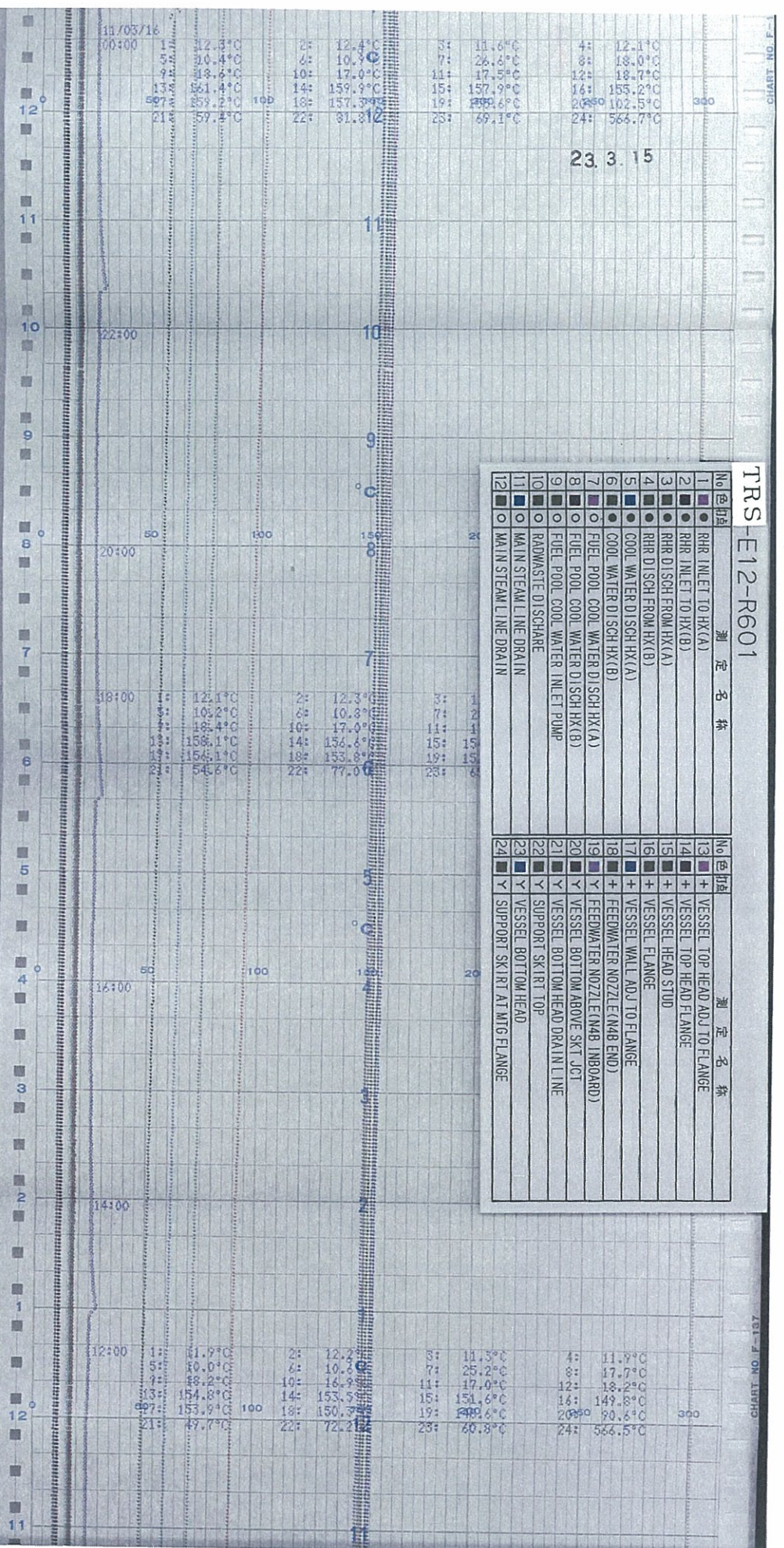
6号機 RHR Hx TEMP & REACTOR VESSEL TEMP REC(8 / 20)

時間 ↑



23.3.14

時間 ↑




TRS-E12-R601

No.色打植	測定名称	No.色打植	測定名称
1	RRH INLET TO HX(A)	13	VESSEL TOP HEAD ADJ TO FLANGE
2	RRH INLET TO HX(B)	14	VESSEL TOP HEAD FLANGE
3	RRH DISCH FROM HX(A)	15	VESSEL HEAD STUD
4	RRH DISCH FROM HX(B)	16	VESSEL FLANGE
5	COOL WATER DISCH HX(A)	17	VESSEL WALL ADJ TO FLANGE
6	COOL WATER DISCH HX(B)	18	FEEDWATER NOZZLE (N&B END)
7	FUEL POOL COOL WATER DISCH HX(A)	19	FEEDWATER NOZZLE (N&B INBOARD)
8	FUEL POOL COOL WATER DISCH HX(B)	20	VESSEL BOTTOM ABOVE SKT JCT
9	FUEL POOL COOL WATER INLET PUMP	21	VESSEL BOTTOM HEAD DRAIN LINE
10	RDWASTE DISCHARE	22	Y SUPPORT SK. INT TOP
11	MAIN STEAM LINE DRAIN	23	Y VESSEL BOTTOM HEAD
12	MAIN STEAM LINE DRAIN	24	Y SUPPORT SK. INT AT MTG FLANGE

6号機 RHR Hx TEMP & REACTOR VESSEL TEMP REC(10 / 20)

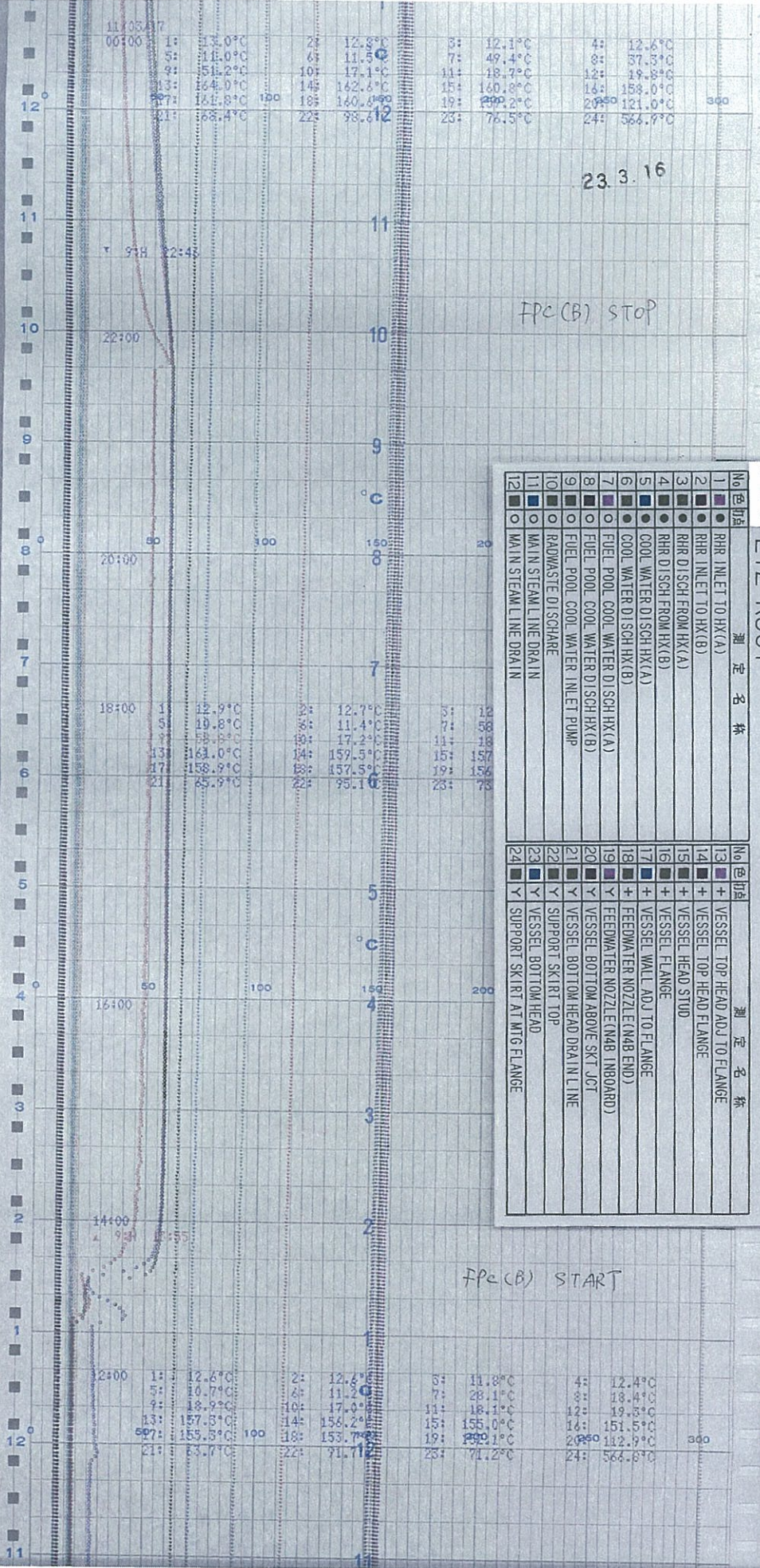
TRS-E12-R601

No	色	種	測定名称	No	色	種	測定名称
1	●	●	RHR INLET TO HX(A)	13	+	+	VESSEL TOP HEAD ADJ TO FLANGE
2	●	●	RHR INLET TO HX(B)	14	+	+	VESSEL TOP HEAD FLANGE
3	●	●	RHR DISCH FROM HX(A)	15	+	+	VESSEL HEAD STUD
4	●	●	RHR DISCH FROM HX(B)	16	+	+	VESSEL FLANGE
5	●	●	COOL WATER DISCH HX(A)	17	+	+	VESSEL WALL ADJ TO FLANGE
6	●	●	COOL WATER DISCH HX(B)	18	+	+	FEEDWATER NOZZLE(ENAB END)
7	○	○	FUEL POOL COOL WATER DISCH HX(A)	19	+	+	FEEDWATER NOZZLE(ENAB INBOARD)
8	○	○	FUEL POOL COOL WATER DISCH HX(B)	20	+	+	VESSEL BOTTOM ABOVE SKT JCT
9	○	○	FUEL POOL COOL WATER INLET PUMP	21	+	+	VESSEL BOTTOM HEAD DRAIN LINE
10	○	○	RADWASTE DISCHARE	22	+	+	SUPPORT SKIRT TOP
11	○	○	MAIN STEAM LINE DRAIN	23	+	+	VESSEL BOTTOM HEAD
12	○	○	MAIN STEAM LINE DRAIN	24	+	+	SUPPORT SKIRT AT MTG FLANGE



時間 ↑

時間 ↑




No	色	印	測定名称
1	●	●	RHR INLET TO HX(A)
2	●	●	RHR INLET TO HX(B)
3	●	●	RHR DISCH FROM HX(A)
4	●	●	RHR DISCH FROM HX(B)
5	●	●	COOL WATER DI SCH HX(A)
6	●	●	COOL WATER DI SCH HX(B)
7	●	●	FUEL POOL COOL WATER DI SCH HX(A)
8	●	●	FUEL POOL COOL WATER DI SCH HX(B)
9	○	○	FUEL POOL COOL WATER INLET PUMP
10	○	○	RAWMASTE DISCHARE
11	○	○	MAIN STEAM LINE DRAIN
12	○	○	MAIN STEAM LINE DRAIN
13	+	+	VESSEL TOP HEAD ADJ TO FLANGE
14	+	+	VESSEL TOP HEAD FLANGE
15	+	+	VESSEL HEAD STUD
16	+	+	VESSEL FLANGE
17	+	+	VESSEL WALL ADJ TO FLANGE
18	+	+	FEEDWATER NOZZLE(N&B END)
19	+	+	FEEDWATER NOZZLE(N&B INBOARD)
20	+	+	VESSEL BOTTOM ABOVE SKT JCT
21	+	+	VESSEL BOTTOM HEAD DRAIN LINE
22	+	+	SUPPORT SKIRT TOP
23	+	+	VESSEL BOTTOM HEAD
24	+	+	SUPPORT SKIRT AT MTG FLANGE

6号機 RHR Hx TEMP & REACTOR VESSEL TEMP REC(12 / 20)


TRS-E12-R601

No	色打	測定名称	No	色打	測定名称
1	●	RHR INLET TO HX(A)	13	+	VESSEL TOP HEAD ADJ TO FLANGE
2	●	RHR INLET TO HX(B)	14	+	VESSEL TOP HEAD FLANGE
3	●	RHR DISCH FROM HX(A)	15	+	VESSEL HEAD STUD
4	●	RHR DISCH FROM HX(B)	16	+	VESSEL FLANGE
5	●	COOL WATER DISCH HX(A)	17	+	VESSEL WALL ADJ TO FLANGE
6	●	COOL WATER DISCH HX(B)	18	+	FEEDWATER NOZZLE (NAB END)
7	●	FUEL POOL COOL WATER DISCH HX(A)	19	+	FEEDWATER NOZZLE (NAB INBOARD)
8	●	FUEL POOL COOL WATER DISCH HX(B)	20	+	VESSEL BOTTOM ABOVE SKT JCT
9	●	FUEL POOL COOL WATER INLET PUMP	21	+	VESSEL BOTTOM HEAD DRAIN LINE
10	●	RADWASTE DISCHARE	22	+	SUPPORT SKT RT TOP
11	●	MAIN STEAM LINE DRAIN	23	+	VESSEL BOTTOM HEAD
12	●	MAIN STEAM LINE DRAIN	24	+	SUPPORT SKT RT AT M/G FLANGE



時間 ↑

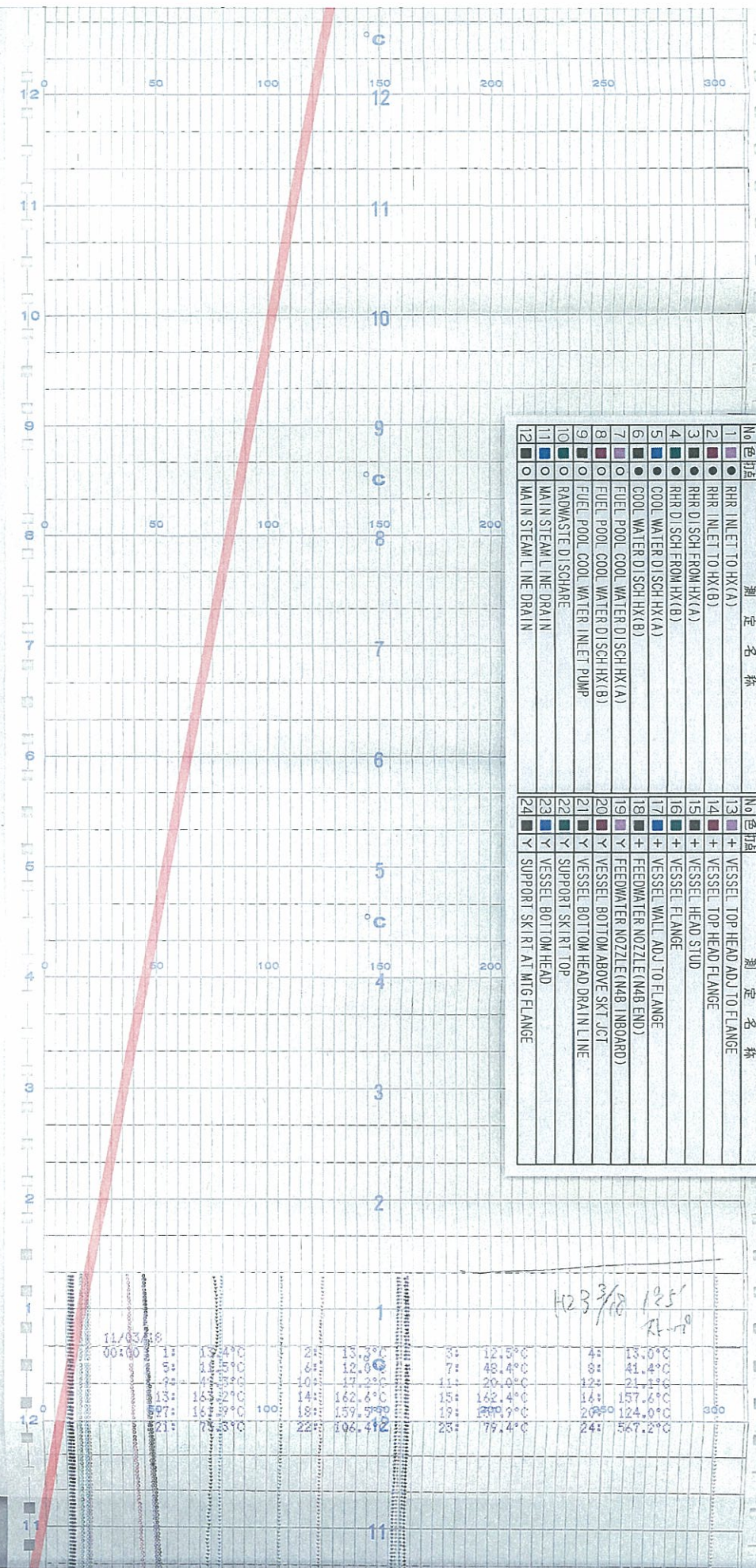
No	色打点	測定名称	No	色打点	測定名称
1	●	RHR INLET TO HX(A)	13	+	VESSEL TOP HEAD ADJ TO FLANGE
2	●	RHR INLET TO HX(B)	14	+	VESSEL TOP HEAD FLANGE
3	●	RHR DISCH FROM HX(A)	15	+	VESSEL HEAD STUD
4	●	RHR DISCH FROM HX(B)	16	+	VESSEL FLANGE
5	●	COOL WATER DISCH HX(A)	17	+	VESSEL WALL ADJ TO FLANGE
6	●	COOL WATER DISCH HX(B)	18	+	FEEDWATER NOZZLE (NAB END)
7	●	FUEL POOL COOL WATER DISCH HX(A)	19	+	FEEDWATER NOZZLE (NAB INBOARD)
8	●	FUEL POOL COOL WATER DISCH HX(B)	20	+	VESSEL BOTTOM ABOVE SKT JCT
9	○	FUEL POOL COOL WATER INLET PUMP	21	+	VESSEL BOTTOM HEAD DRAIN LINE
10	○	RAHWASTE DISCHARE	22	+	SUPPORT SK RT TOP
11	○	MAIN STEAM LINE DRAIN	23	+	VESSEL BOTTOM HEAD
12	○	MAIN STEAM LINE DRAIN	24	+	SUPPORT SK RT AT M/G FLANGE



時間

TRS-E12-R601

No.色打点	測定名称	No.色打点	測定名称
1	RHR INLET TO HX(A)	13	VESSEL TOP HEAD ADJ TO FLANGE
2	RHR INLET TO HX(B)	14	VESSEL TOP HEAD FLANGE
3	RHR DISCH FROM HX(A)	15	VESSEL HEAD STUD
4	RHR DISCH FROM HX(B)	16	VESSEL FLANGE
5	COOL WATER DISCH HX(A)	17	VESSEL WALL ADJ TO FLANGE
6	COOL WATER DISCH HX(B)	18	FEEDWATER NOZZLE (N&B END)
7	FUEL POOL COOL WATER DISCH HX(A)	19	FEEDWATER NOZZLE (N&B INBOARD)
8	FUEL POOL COOL WATER DISCH HX(B)	20	VESSEL BOTTOM ABOVE SKT JCT
9	FUEL POOL COOL WATER INLET PUMP	21	VESSEL BOTTOM HEAD DRAIN LINE
10	RADWASTE DISCHARE	22	SUPPORT SKT RT TOP
11	MAIN STEAM LINE DRAIN	23	VESSEL BOTTOM HEAD
12	MAIN STEAM LINE DRAIN	24	SUPPORT SKT RT AT M/G FLANGE



時間

11/03/88 00:00


1:	120.0°C	13:	157.6°C
2:	120.0°C	14:	157.6°C
3:	120.0°C	15:	162.4°C
4:	120.0°C	16:	162.4°C
5:	120.0°C	17:	162.4°C
6:	120.0°C	18:	162.4°C
7:	120.0°C	19:	162.4°C
8:	120.0°C	20:	162.4°C
9:	120.0°C	21:	162.4°C
10:	120.0°C	22:	162.4°C
11:	120.0°C	23:	162.4°C
12:	120.0°C	24:	162.4°C

1023 3/10 185
R-19

TRS-E12-R601



時間



HD3 3/8 1025
275

TRS-E12-R601

測定名称		測定名称	
1	RHR INLET TO HX(A)	13	VESSEL TOP HEAD ADJ TO FLANGE
2	RHR INLET TO HX(B)	14	VESSEL TOP HEAD FLANGE
3	RHR DISCH FROM HX(A)	15	VESSEL HEAD STUD
4	RHR DISCH FROM HX(B)	16	VESSEL FLANGE
5	COOL WATER DI SCH HX(A)	17	VESSEL WALL ADJ TO FLANGE
6	COOL WATER DI SCH HX(B)	18	FEEDWATER NOZZLE (M48 END)
7	FUEL POOL COOL WATER DI SCH HX(A)	19	FEEDWATER NOZZLE (M48 INBOARD)
8	FUEL POOL COOL WATER DI SCH HX(B)	20	VESSEL BOTTOM ABOVE SKT JCT
9	FUEL POOL COOL WATER INLET PUMP	21	VESSEL BOTTOM HEAD DRAIN LINE
10	RADWASTE DI SCHARE	22	SUPPORT SKIRT TOP
11	MAIN STEAM LINE DRAIN	23	VESSEL BOTTOM HEAD
12	MAIN STEAM LINE DRAIN	24	SUPPORT SKIRT AT MIG FLANGE



時間



時間




CHART NO. F-137


CHART NO. F-137

TRS-E12-R601

No	色打	測定名称	No	色打	測定名称
1	●	RHR INLET TO HX(A)	13	+	VESSEL TOP HEAD ADJ TO FLANGE
2	●	RHR INLET TO HX(B)	14	+	VESSEL TOP HEAD FLANGE
3	●	RHR DISCH FROM HX(A)	15	+	VESSEL HEAD STUD
4	●	RHR DISCH FROM HX(B)	16	+	VESSEL FLANGE
5	●	COOL WATER DISCH HX(A)	17	+	VESSEL WALL ADJ TO FLANGE
6	●	COOL WATER DISCH HX(B)	18	+	FEEDWATER NOZZLE (N48 END)
7	●	FUEL POOL COOL WATER DISCH HX(A)	19	+	FEEDWATER NOZZLE (N48 INBOARD)
8	●	FUEL POOL COOL WATER DISCH HX(B)	20	+	VESSEL BOTTOM ABOVE SKT JCT
9	●	FUEL POOL COOL WATER INLET PUMP	21	+	VESSEL BOTTOM HEAD DRAIN LINE
10	●	RADWASTE DISCHARE	22	+	SUPPORT SKI RTI TOP
11	●	MAIN STEAM LINE DRAIN	23	+	VESSEL BOTTOM HEAD
12	●	MAIN STEAM LINE DRAIN	24	+	SUPPORT SKI RTI AT MTG FLANGE

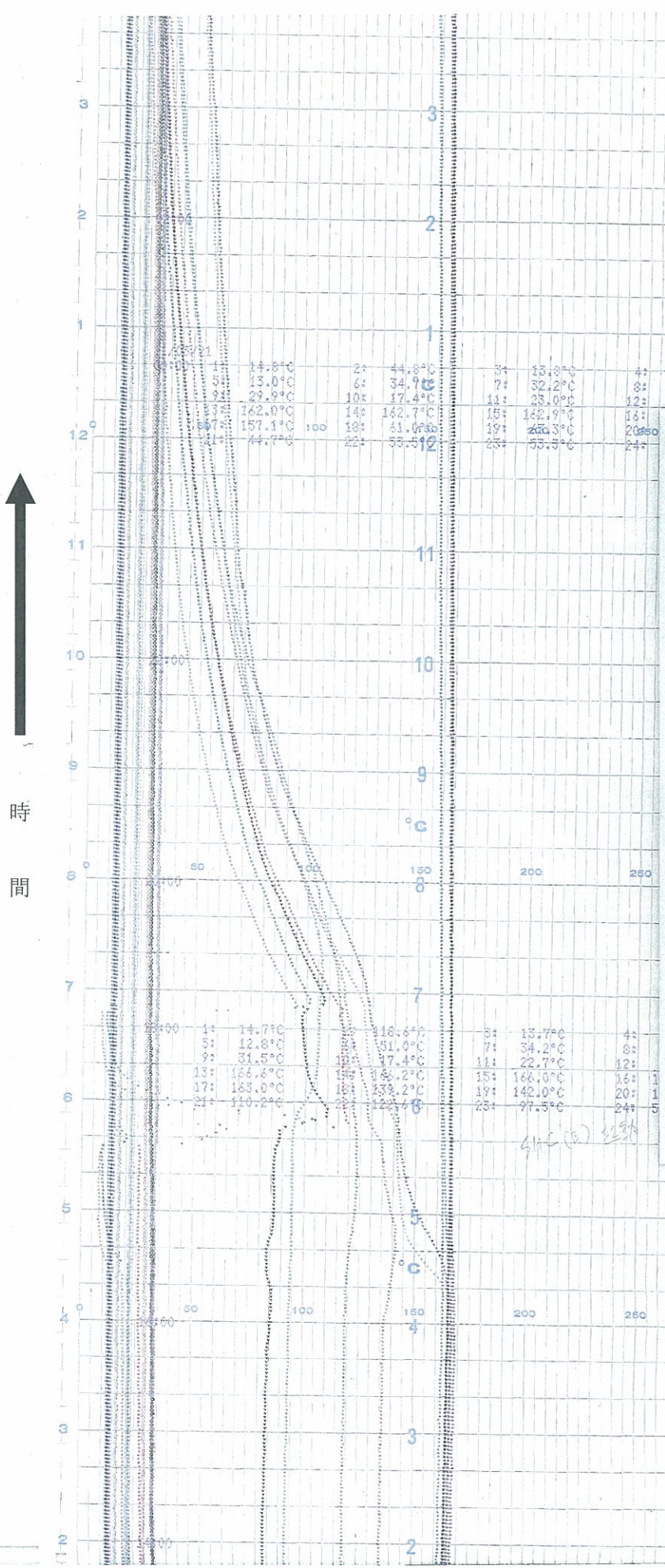
TRS-E12-R601

No	色打	測定名称	No	色打	測定名称
1	●	RHR INLET TO HX(A)	13	+	VESSEL TOP HEAD ADJ TO FLANGE
2	●	RHR INLET TO HX(B)	14	+	VESSEL TOP HEAD FLANGE
3	●	RHR DISCH FROM HX(A)	15	+	VESSEL HEAD STUD
4	●	RHR DISCH FROM HX(B)	16	+	VESSEL FLANGE
5	●	COOL WATER DI SCH HX(A)	17	+	VESSEL WALL ADJ TO FLANGE
6	●	COOL WATER DI SCH HX(B)	18	+	FEEDWATER NOZZLE (N48 END)
7	●	FUEL POOL COOL WATER DI SCH HX(A)	19	+	FEEDWATER NOZZLE (N48 INBOARD)
8	●	FUEL POOL COOL WATER DI SCH HX(B)	20	+	VESSEL BOTTOM ABOVE SKT JCT
9	●	FUEL POOL COOL WATER INLET PUMP	21	+	VESSEL BOTTOM HEAD DRAIN LINE
10	●	RADWASTE DI SCHARE	22	+	SUPPORT SKI RT TOP
11	●	MAIN STEAM LINE DRAIN	23	+	VESSEL BOTTOM HEAD
12	●	MAIN STEAM LINE DRAIN	24	+	SUPPORT SKI RT AT M/G FLANGE



TRS-E12-R601

No.色打	測定名称	No.色打	測定名称
1	RHR INLET TO HX(A)	13	+ VESSEL TOP HEAD ADJ TO FLANGE
2	RHR INLET TO HX(B)	14	+ VESSEL TOP HEAD FLANGE
3	RHR DISCH FROM HX(A)	15	+ VESSEL HEAD STUD
4	RHR DISCH FROM HX(B)	16	+ VESSEL FLANGE
5	COOL WATER DISCH HX(A)	17	+ VESSEL WALL ADJ TO FLANGE
6	COOL WATER DISCH HX(B)	18	+ FEEDWATER NOZZLE (N4B END)
7	FUEL POOL COOL WATER DISCH HX(A)	19	Y FEEDWATER NOZZLE (N4B INBOARD)
8	FUEL POOL COOL WATER DISCH HX(B)	20	Y VESSEL BOTTOM ABOVE SKT JCT
9	FUEL POOL COOL WATER INLET PUMP	21	Y VESSEL BOTTOM HEAD DRAIN LINE
10	RADWASTE DISCHARE	22	Y SUPPORT SKIRT TOP
11	MAIN STEAM LINE DRAIN	23	Y VESSEL BOTTOM HEAD
12	MAIN STEAM LINE DRAIN	24	Y SUPPORT SKIRT AT MTG FLANGE



6号機 RHR Hx TEMP & REACTOR VESSEL TEMP REC(20 / 20)