

Monitoring data at Fukushima Daini Nuclear Power Station

Newly added data
Data in which values have been changed

Data in which the number of significant figures has been changed

(November 19, 2012)

| Date | (unit: $\mu\text{Sv/h}$) | | | | | | | (unit: m/s) | |
|----------------|---------------------------|------------------|-------|-------|-------|------|------|-----------------|---------------|
| | MP-1 | MP-2 | MP-3 | MP-4 | MP-5 | MP-6 | MP-7 | Wind Direction | Wind Velocity |
| 2011/3/15 0:00 | 73.3 | under inspection | 113.0 | 95.7 | 87.9 | - | - | north | 5.0 |
| 2011/3/15 0:10 | 110.0 | under inspection | 82.1 | 78.9 | 80.8 | - | - | north | 5.7 |
| 2011/3/15 0:20 | 55.1 | under inspection | 40.2 | 35.2 | 44.3 | - | - | north | 5.5 |
| 2011/3/15 0:30 | 31.6 | under inspection | 27.2 | 18.1 | 20.2 | - | - | north | 6.5 |
| 2011/3/15 0:40 | 39.3 | under inspection | 24.8 | 17.0 | 20.0 | - | - | north-northeast | 6.2 |
| 2011/3/15 0:50 | 42.7 | under inspection | 33.7 | 20.7 | 20.7 | - | - | north-northeast | 3.9 |
| 2011/3/15 1:00 | 43.5 | under inspection | 29.0 | 21.3 | 29.3 | - | - | north | 2.5 |
| 2011/3/15 1:10 | 33.3 | under inspection | 28.0 | 17.7 | 17.8 | - | - | north | 2.0 |
| 2011/3/15 1:20 | 33.5 | under inspection | 29.2 | 18.2 | 18.2 | - | - | east-northeast | 2.1 |
| 2011/3/15 1:30 | 33.3 | under inspection | 29.8 | 19.4 | 19.2 | - | - | north-northeast | 4.3 |
| 2011/3/15 1:40 | 31.5 | under inspection | 35.0 | 23.2 | 22.2 | - | - | north-northeast | 3.8 |
| 2011/3/15 1:50 | 27.9 | under inspection | 41.1 | 29.2 | 29.3 | - | - | north | 4.8 |
| 2011/3/15 2:00 | 30.4 | under inspection | 107.0 | 67.0 | 61.9 | - | - | north | 4.1 |
| 2011/3/15 2:10 | 37.4 | under inspection | 106.0 | 89.4 | 86.8 | - | - | north | 5.7 |
| 2011/3/15 2:20 | 71.0 | under inspection | 183.0 | 155.0 | 153.0 | - | - | north-northwest | 3.3 |
| 2011/3/15 2:30 | 147.0 | under inspection | 169.0 | 148.0 | 153.0 | - | - | north-northeast | 2.8 |
| 2011/3/15 2:40 | 73.2 | under inspection | 163.0 | 124.0 | 125.0 | - | - | north | 3.6 |
| 2011/3/15 2:50 | 75.4 | under inspection | 101.0 | 71.0 | 74.2 | - | - | north-northeast | 3.4 |
| 2011/3/15 3:00 | 78.7 | under inspection | 170.0 | 115.0 | 101.0 | - | - | north-northeast | 2.7 |
| 2011/3/15 3:10 | 117.0 | under inspection | 118.0 | 91.2 | 97.2 | - | - | north-northeast | 0.9 |
| 2011/3/15 3:20 | 120.0 | under inspection | 86.5 | 58.2 | 65.2 | - | - | east-northeast | 0.4 |
| 2011/3/15 3:30 | 121.0 | under inspection | 77.7 | 46.2 | 52.8 | - | - | east-northeast | 0.5 |
| 2011/3/15 3:40 | 116.0 | under inspection | 97.0 | 59.3 | 61.3 | - | - | east | 0.3 |
| 2011/3/15 3:50 | 109.0 | under inspection | 145.0 | 91.3 | 88.9 | - | - | east | 0.4 |
| 2011/3/15 4:00 | 130.0 | under inspection | 182.0 | 145.0 | 157.0 | - | - | east-northeast | 0.5 |
| 2011/3/15 4:10 | 109.0 | under inspection | 162.0 | 113.0 | 120.0 | - | - | east-northeast | 0.3 |
| 2011/3/15 4:20 | 165.0 | under inspection | 179.0 | 140.0 | 148.0 | - | - | north-northwest | 1.5 |
| 2011/3/15 4:30 | 113.0 | under inspection | 102.0 | 65.0 | 70.0 | - | - | north | 3.9 |
| 2011/3/15 4:40 | 88.4 | under inspection | 95.3 | 50.8 | 55.0 | - | - | north | 3.7 |

Monitoring data at Fukushima Daini Nuclear Power Station



Newly added data
Data in which values have been changed


Data in which the number of significant figures has been changed

(November 19, 2012)

| Date | (unit: $\mu\text{Sv/h}$) | | | | | | | (unit: m/s) | |
|----------------|---------------------------|------------------|------|------|------|------|------|-----------------------|---------------|
| | MP-1 | MP-2 | MP-3 | MP-4 | MP-5 | MP-6 | MP-7 | Wind Direction | Wind Velocity |
| 2011/3/15 4:50 | 90.9 | under inspection | 91.0 | 48.0 | 52.5 | - | - | north-northwest | 2.5 |
| 2011/3/15 5:00 | 87.7 | under inspection | 92.7 | 52.9 | 56.5 | - | - | north | 4.3 |
| 2011/3/15 5:10 | 80.8 | under inspection | 85.6 | 46.2 | 48.9 | - | - | northwest | 3.9 |
| 2011/3/15 5:20 | 75.3 | under inspection | 79.6 | 41.9 | 45.4 | - | - | northwest | 4.5 |
| 2011/3/15 5:30 | 76.8 | under inspection | 78.0 | 41.8 | 45.4 | - | - | north-northwest | 4.6 |
| 2011/3/15 5:40 | 72.4 | under inspection | 76.5 | 44.2 | 45.8 | - | - | north-northwest | 5.3 |
| 2011/3/15 5:50 | 73.3 | under inspection | 72.6 | 39.7 | 42.3 | - | - | north | 3.7 |
| 2011/3/15 6:00 | 64.3 | under inspection | 69.2 | 38.5 | 42.3 | - | - | north | 3.6 |
| 2011/3/15 6:10 | 71.6 | under inspection | 72.2 | 40.9 | 40.9 | - | - | north | 3.4 |
| 2011/3/15 6:20 | 65.4 | under inspection | 70.8 | 40.7 | 42.3 | - | - | north-northeast | 3.0 |
| 2011/3/15 6:30 | 55.5 | under inspection | 67.6 | 38.6 | 38.6 | - | - | northeast | 3.0 |
| 2011/3/15 6:40 | 53.9 | under inspection | 61.7 | 34.3 | 36.2 | - | - | northeast | 5.7 |
| 2011/3/15 6:50 | 51.2 | under inspection | 58.8 | 31.7 | 32.7 | - | - | northeast | 4.2 |
| 2011/3/15 7:00 | 49.9 | under inspection | 55.2 | 29.4 | 31.8 | - | - | northeast | 4.4 |
| 2011/3/15 7:10 | 47.4 | under inspection | 52.8 | 28.5 | 29.6 | - | - | northeast | 4.5 |
| 2011/3/15 7:20 | 45.6 | under inspection | 50.7 | 27.4 | 29.5 | - | - | northeast | 5.2 |
| 2011/3/15 7:30 | 44.4 | under inspection | 50.0 | 26.5 | 27.6 | - | - | northeast | 6.5 |
| 2011/3/15 7:40 | 43.0 | under inspection | 47.8 | 25.6 | 27.6 | - | - | northeast | 5.9 |
| 2011/3/15 7:50 | 41.4 | under inspection | 46.0 | 24.7 | 25.7 | - | - | northeast | 5.2 |
| 2011/3/15 8:00 | 40.5 | under inspection | 44.6 | 23.9 | 25.6 | - | - | east-northeast | 5.1 |
| 2011/3/15 8:10 | 38.9 | under inspection | 43.5 | 23.3 | 24.0 | - | - | northeast | 4.9 |
| 2011/3/15 8:20 | 37.8 | under inspection | 42.2 | 22.7 | 23.9 | - | - | northeast | 4.2 |
| 2011/3/15 8:30 | 36.7 | under inspection | 41.1 | 21.9 | 23.8 | - | - | east-northeast | 3.5 |
| 2011/3/15 8:40 | 35.4 | under inspection | 39.8 | 21.2 | 22.2 | - | - | east-northeast | 3.7 |
| 2011/3/15 8:50 | 34.6 | under inspection | 38.3 | 20.6 | 22.2 | - | - | northeast | 4.5 |
| 2011/3/15 9:00 | 33.7 | under inspection | 37.6 | 20.0 | 21.0 | - | - | east-northeast | 3.2 |
| 2011/3/15 9:10 | 32.6 | under inspection | 36.4 | 19.6 | 20.7 | - | - | northeast | 3.9 |
| 2011/3/15 9:20 | 31.8 | under inspection | 35.1 | 19.1 | 20.5 | - | - | northeast | 4.0 |
| 2011/3/15 9:30 | 31.0 | under inspection | 34.7 | 18.6 | 19.4 | - | - | northeast | 3.6 |


Monitoring data at Fukushima Daini Nuclear Power Station


 Newly added data
 Data in which values have been changed


 Data in which the number of significant figures has been changed
 (November 19 ,2012)

| Date | (unit: $\mu\text{Sv/h}$) | | | | | | | (unit: m/s) | |
|-----------------|---------------------------|------------------|------|------|------|------|------|-----------------------|---------------|
| | MP-1 | MP-2 | MP-3 | MP-4 | MP-5 | MP-6 | MP-7 | Wind Direction | Wind Velocity |
| 2011/3/15 9:40 | 30.1 | under inspection | 33.7 | 18.0 | 19.2 | - | - | northeast | 3.7 |
| 2011/3/15 9:50 | 29.4 | under inspection | 33.0 | 17.7 | 19.0 | - | - | northeast | 3.4 |
| 2011/3/15 10:00 | 28.6 | under inspection | 32.1 | 17.3 | 17.9 | - | - | northeast | 2.3 |
| 2011/3/15 10:10 | 28.1 | under inspection | 31.3 | 17.0 | 17.8 | - | - | east-northeast | 2.9 |
| 2011/3/15 10:20 | 27.6 | under inspection | 30.5 | 16.5 | 17.8 | - | - | east-northeast | 2.4 |
| 2011/3/15 10:30 | 27.0 | under inspection | 29.9 | 16.1 | 16.6 | - | - | east-northeast | 2.0 |
| 2011/3/15 10:40 | 26.4 | under inspection | 29.1 | 15.8 | 16.6 | - | - | east | 2.8 |
| 2011/3/15 10:50 | 25.5 | under inspection | 28.7 | 15.5 | 16.4 | - | - | east-northeast | 3.1 |
| 2011/3/15 11:00 | 25.3 | under inspection | 28.2 | 15.2 | 15.8 | - | - | east | 2.5 |
| 2011/3/15 11:10 | 24.8 | under inspection | 27.7 | 15.0 | 15.5 | - | - | east | 3.6 |
| 2011/3/15 11:20 | 24.2 | under inspection | 27.1 | 14.6 | 15.5 | - | - | east | 3.8 |
| 2011/3/15 11:30 | 23.6 | under inspection | 26.6 | 14.4 | 15.0 | - | - | east | 3.2 |
| 2011/3/15 11:40 | 23.3 | under inspection | 25.8 | 14.1 | 14.8 | - | - | east | 1.4 |
| 2011/3/15 11:50 | 23.0 | under inspection | 25.5 | 13.9 | 14.6 | - | - | south-southeast | 0.5 |
| 2011/3/15 12:00 | 22.8 | under inspection | 25.1 | 13.7 | 14.3 | - | - | south | 0.8 |
| 2011/3/15 12:10 | 22.3 | under inspection | 24.7 | 13.5 | 14.2 | - | - | southeast | 0.9 |
| 2011/3/15 12:20 | 21.9 | under inspection | 24.4 | 13.3 | 14.1 | - | - | east-southeast | 0.6 |
| 2011/3/15 12:30 | 21.6 | under inspection | 23.8 | 13.1 | 13.9 | - | - | east | 1.4 |
| 2011/3/15 12:40 | 21.2 | under inspection | 23.6 | 12.9 | 13.6 | - | - | east-southeast | 2.9 |
| 2011/3/15 12:50 | 20.8 | under inspection | 23.3 | 12.7 | 13.4 | - | - | southeast | 2.1 |
| 2011/3/15 13:00 | 20.6 | under inspection | 23.2 | 12.5 | 13.4 | - | - | southeast | 2.2 |
| 2011/3/15 13:10 | 20.3 | under inspection | 22.7 | 12.3 | 13.3 | - | - | east-southeast | 2.0 |
| 2011/3/15 13:20 | 20.1 | under inspection | 22.5 | 12.1 | 12.5 | - | - | east-southeast | 2.6 |
| 2011/3/15 13:30 | 19.8 | under inspection | 22.1 | 12.0 | 12.5 | - | - | southeast | 3.3 |
| 2011/3/15 13:40 | 19.6 | under inspection | 21.9 | 11.9 | 12.5 | - | - | southeast | 3.4 |
| 2011/3/15 13:50 | 19.4 | under inspection | 21.5 | 11.7 | 12.2 | - | - | southeast | 3.3 |
| 2011/3/15 14:00 | 19.1 | under inspection | 21.3 | 12.6 | 12.0 | - | - | east-southeast | 3.0 |
| 2011/3/15 14:10 | 18.9 | under inspection | 20.9 | 12.4 | 11.9 | - | - | east-southeast | 2.6 |
| 2011/3/15 14:20 | 18.7 | under inspection | 20.7 | 11.4 | 11.9 | - | - | southeast | 1.8 |

Monitoring data at Fukushima Daini Nuclear Power Station

 Newly added data



 Data in which values have been changed


 Data in which the number of significant figures has been changed

(November 19 ,2012)

| Date | (unit: $\mu\text{Sv/h}$) | | | | | | | (unit: m/s) | |
|-----------------|---------------------------|------------------|------|------|------|------|------|-----------------------|---------------|
| | MP-1 | MP-2 | MP-3 | MP-4 | MP-5 | MP-6 | MP-7 | Wind Direction | Wind Velocity |
| 2011/3/15 14:30 | 18.7 | under inspection | 20.4 | 11.3 | 11.8 | - | - | southeast | 1.7 |
| 2011/3/15 14:40 | 18.5 | under inspection | 20.3 | 11.2 | 11.6 | - | - | south-southeast | 1.7 |
| 2011/3/15 14:50 | 18.3 | under inspection | 20.1 | 11.1 | 11.6 | - | - | southeast | 2.0 |
| 2011/3/15 15:00 | 18.1 | under inspection | 19.9 | 11.1 | 11.6 | - | - | southeast | 1.4 |
| 2011/3/15 15:10 | 17.8 | under inspection | 19.8 | 10.9 | 11.5 | - | - | southeast | 1.4 |
| 2011/3/15 15:20 | 17.7 | under inspection | 19.5 | 10.8 | 11.4 | - | - | southeast | 1.0 |
| 2011/3/15 15:30 | 17.6 | under inspection | 19.4 | 10.7 | 11.3 | - | - | south-southeast | 1.6 |
| 2011/3/15 15:40 | 17.4 | under inspection | 19.3 | 10.6 | 11.1 | - | - | southeast | 1.7 |
| 2011/3/15 15:50 | 17.3 | under inspection | 19.2 | 10.5 | 10.9 | - | - | southeast | 0.9 |
| 2011/3/15 16:00 | 17.1 | under inspection | 19.0 | 10.5 | 10.9 | - | - | east-southeast | 1.2 |
| 2011/3/15 16:10 | 16.9 | under inspection | 18.9 | 10.4 | 10.8 | - | - | southeast | 1.1 |
| 2011/3/15 16:20 | 16.9 | under inspection | 18.8 | 10.3 | 10.8 | - | - | southeast | 1.4 |
| 2011/3/15 16:30 | 16.9 | under inspection | 18.6 | 10.2 | 10.8 | - | - | southeast | 1.7 |
| 2011/3/15 16:40 | 16.8 | under inspection | 18.5 | 10.1 | 10.8 | - | - | southeast | 1.9 |
| 2011/3/15 16:50 | 16.8 | under inspection | 18.3 | 10.1 | 10.8 | - | - | south-southeast | 1.8 |
| 2011/3/15 17:00 | 16.7 | under inspection | 18.2 | 10.1 | 10.8 | - | - | south-southeast | 1.7 |
| 2011/3/15 17:10 | 16.5 | under inspection | 18.1 | 10.1 | 10.6 | - | - | south-southeast | 1.8 |
| 2011/3/15 17:20 | 16.4 | under inspection | 18.0 | 10.0 | 10.4 | - | - | southeast | 1.7 |
| 2011/3/15 17:30 | 16.3 | under inspection | 17.8 | 10.0 | 10.5 | - | - | south-southeast | 2.1 |
| 2011/3/15 17:40 | 16.2 | under inspection | 17.8 | 10.0 | 10.4 | - | - | south-southeast | 2.0 |
| 2011/3/15 17:50 | 16.2 | under inspection | 17.6 | 10.0 | 10.3 | - | - | south-southeast | 1.6 |
| 2011/3/15 18:00 | 16.1 | under inspection | 17.7 | 9.9 | 10.2 | - | - | southeast | 1.4 |
| 2011/3/15 18:10 | 16.1 | under inspection | 17.5 | 9.9 | 10.1 | - | - | southeast | 1.2 |
| 2011/3/15 18:20 | 16.0 | under inspection | 17.5 | 9.9 | 10.1 | - | - | east-northeast | 1.2 |
| 2011/3/15 18:30 | 15.9 | under inspection | 17.4 | 9.8 | 10.1 | - | - | east | 1.7 |
| 2011/3/15 18:40 | 15.8 | under inspection | 17.3 | 9.8 | 10.1 | - | - | east | 1.8 |
| 2011/3/15 18:50 | 15.8 | under inspection | 17.2 | 9.7 | 10.1 | - | - | east-southeast | 1.1 |
| 2011/3/15 19:00 | 15.7 | under inspection | 17.2 | 9.7 | 10.0 | - | - | east-southeast | 1.4 |
| 2011/3/15 19:10 | 15.7 | under inspection | 17.1 | 9.7 | 10.0 | - | - | southeast | 1.7 |

Monitoring data at Fukushima Daini Nuclear Power Station

 Newly added data
 Data in which values have been changed

 Data in which the number of significant figures has been changed

(November 19, 2012)

| Date | (unit: $\mu\text{Sv/h}$) | | | | | | | (unit: m/s) | |
|-----------------|---------------------------|------------------|------|------|------|------|------|-----------------------|---------------|
| | MP-1 | MP-2 | MP-3 | MP-4 | MP-5 | MP-6 | MP-7 | Wind Direction | Wind Velocity |
| 2011/3/15 19:20 | 15.7 | under inspection | 17.1 | 9.6 | 10.0 | - | - | southeast | 1.4 |
| 2011/3/15 19:30 | 15.6 | under inspection | 17.0 | 9.7 | 10.0 | - | - | east-southeast | 1.8 |
| 2011/3/15 19:40 | 15.6 | under inspection | 17.0 | 9.6 | 10.0 | - | - | southeast | 2.7 |
| 2011/3/15 19:50 | 15.6 | under inspection | 17.0 | 9.6 | 10.0 | - | - | east-southeast | 2.5 |
| 2011/3/15 20:00 | 15.5 | under inspection | 17.0 | 9.5 | 10.0 | - | - | southeast | 2.1 |
| 2011/3/15 20:10 | 15.5 | under inspection | 17.0 | 9.5 | 10.0 | - | - | east-southeast | 1.7 |
| 2011/3/15 20:20 | 15.4 | under inspection | 17.0 | 9.5 | 10.0 | - | - | east-southeast | 2.3 |
| 2011/3/15 20:30 | 15.3 | under inspection | 16.9 | 9.5 | 9.9 | - | - | southeast | 2.2 |
| 2011/3/15 20:40 | 15.3 | under inspection | 16.8 | 9.4 | 9.9 | - | - | southeast | 2.7 |
| 2011/3/15 20:50 | 15.2 | under inspection | 16.8 | 9.4 | 9.9 | - | - | east | 2.8 |
| 2011/3/15 21:00 | 15.2 | under inspection | 16.6 | 9.4 | 9.7 | - | - | east-southeast | 4.4 |
| 2011/3/15 21:10 | 15.1 | under inspection | 16.5 | 9.4 | 9.7 | - | - | east-southeast | 3.6 |
| 2011/3/15 21:20 | 15.1 | under inspection | 16.5 | 9.4 | 9.7 | - | - | east-southeast | 4.2 |
| 2011/3/15 21:30 | 15.0 | under inspection | 16.4 | 9.4 | 9.7 | - | - | east | 4.4 |
| 2011/3/15 21:40 | 15.0 | under inspection | 16.4 | 9.3 | 9.7 | - | - | east | 5.8 |
| 2011/3/15 21:50 | 15.0 | under inspection | 16.4 | 9.3 | 9.7 | - | - | east | 5.0 |
| 2011/3/15 22:00 | 15.0 | under inspection | 16.3 | 9.3 | 9.5 | - | - | east | 5.3 |
| 2011/3/15 22:10 | 14.9 | under inspection | 16.3 | 9.3 | 9.4 | - | - | east | 4.8 |
| 2011/3/15 22:20 | 14.9 | under inspection | 16.2 | 9.2 | 9.4 | - | - | east | 5.6 |
| 2011/3/15 22:30 | 14.8 | under inspection | 16.1 | 9.1 | 9.4 | - | - | east | 5.9 |
| 2011/3/15 22:40 | 14.8 | under inspection | 16.2 | 9.1 | 9.3 | - | - | east | 5.9 |
| 2011/3/15 22:50 | 14.7 | under inspection | 15.9 | 9.0 | 9.1 | - | - | east | 5.6 |
| 2011/3/15 23:00 | 14.6 | under inspection | 16.0 | 9.2 | 8.9 | - | - | east | 6.1 |
| 2011/3/15 23:10 | 14.4 | under inspection | 15.9 | 9.0 | 8.9 | - | - | east-northeast | 4.8 |
| 2011/3/15 23:20 | 14.4 | under inspection | 15.9 | 9.0 | 8.8 | - | - | east-northeast | 4.2 |
| 2011/3/15 23:30 | 14.3 | under inspection | 15.8 | 9.0 | 8.8 | - | - | east-northeast | 5.3 |
| 2011/3/15 23:40 | 14.3 | under inspection | 15.7 | 9.0 | 8.8 | - | - | northeast | 4.6 |
| 2011/3/15 23:50 | 14.2 | under inspection | 15.7 | 9.0 | 8.8 | - | - | northeast | 4.0 |