

Monitoring data at Fukushima Daini Nuclear Power Station



Newly added data
Data in which values have been changed


Data in which the number of significant figures has been changed

(November 19, 2012)

Date	(unit: $\mu\text{Sv/h}$)							(unit: m/s)	
	MP-1	MP-2	MP-3	MP-4	MP-5	MP-6	MP-7	Wind Direction	Wind Velocity
2011/3/21 0:00	15.2	9.3	15.4	10.8	10.6	11.8	-	north-northwest	2.4
2011/3/21 0:10	15.2	9.2	15.3	10.7	10.5	11.7	-	northwest	1.3
2011/3/21 0:20	15.1	9.2	15.3	10.7	10.5	11.7	-	north-northwest	1.7
2011/3/21 0:30	15.1	9.1	15.2	10.7	10.5	11.7	-	north-northwest	1.6
2011/3/21 0:40	15.1	9.1	15.2	10.6	10.4	11.6	-	north-northwest	2.0
2011/3/21 0:50	15.1	9.1	15.2	10.6	10.4	11.6	-	north	3.2
2011/3/21 1:00	15.1	9.1	15.1	10.6	10.4	11.7	-	north	1.9
2011/3/21 1:10	15.2	9.1	15.2	10.6	10.4	11.6	-	north-northwest	1.8
2011/3/21 1:20	15.2	9.2	15.1	10.6	10.4	11.7	-	northwest	1.4
2011/3/21 1:30	15.4	9.3	15.3	10.7	10.4	11.7	-	north-northwest	1.1
2011/3/21 1:40	15.6	9.4	15.3	10.8	10.5	11.7	-	northwest	1.3
2011/3/21 1:50	15.4	9.4	15.4	10.8	10.6	11.7	-	north	1.3
2011/3/21 2:00	15.8	9.5	15.4	10.8	10.6	11.7	-	north-northwest	1.4
2011/3/21 2:10	15.5	9.5	15.2	10.9	10.9	11.9	-	northwest	1.3
2011/3/21 2:20	16.8	10.5	16.4	11.8	11.6	12.1	-	northwest	1.1
2011/3/21 2:30	16.2	9.9	15.6	12.0	12.5	13.3	-	northwest	0.9
2011/3/21 2:40	15.3	9.2	15.0	10.5	10.4	11.8	-	west-northwest	0.5
2011/3/21 2:50	15.0	9.0	15.0	10.5	10.3	11.5	-	west-northwest	0.6
2011/3/21 3:00	15.0	9.0	15.0	10.5	10.3	11.5	-	west-northwest	0.5
2011/3/21 3:10	15.0	9.0	15.0	10.5	10.3	11.5	-	northwest	0.4
2011/3/21 3:20	15.0	9.0	14.9	10.4	10.2	11.5	-	north-northwest	1.0
2011/3/21 3:30	15.0	9.0	15.0	10.4	10.3	11.5	-	west-northwest	1.0
2011/3/21 3:40	14.9	9.0	15.0	10.5	10.2	11.5	-	northwest	0.7
2011/3/21 3:50	15.0	9.0	15.0	10.5	10.2	11.5	-	northwest	1.4
2011/3/21 4:00	14.9	8.9	15.0	10.4	10.2	11.5	-	west-northwest	0.4
2011/3/21 4:10	14.9	9.0	14.9	10.5	10.2	11.4	-	northwest	0.7
2011/3/21 4:20	14.9	8.9	14.9	10.5	10.2	11.5	-	north-northwest	0.5
2011/3/21 4:30	14.9	8.9	14.9	10.4	10.2	11.4	-	north-northwest	1.9
2011/3/21 4:40	14.8	8.9	14.9	10.4	10.2	11.4	-	north	1.8
2011/3/21 4:50	14.9	8.9	14.9	10.4	10.1	11.5	-	north	1.3
2011/3/21 5:00	15.1	9.0	14.9	10.4	10.2	11.4	-	north	0.9
2011/3/21 5:10	15.6	9.7	15.3	11.0	10.9	11.9	-	northeast	2.5
2011/3/21 5:20	15.0	9.0	15.0	10.7	10.7	11.7	-	north-northeast	2.9
2011/3/21 5:30	14.9	9.0	15.0	10.5	10.3	11.4	-	north-northeast	2.9
2011/3/21 5:40	14.9	9.0	15.0	10.5	10.4	11.5	-	north-northeast	3.7
2011/3/21 5:50	15.0	9.3	15.2	10.7	10.5	11.6	-	northeast	2.9
2011/3/21 6:00	15.0	9.1	15.2	10.7	10.6	11.5	-	northeast	3.3
2011/3/21 6:10	14.8	8.9	15.1	10.7	10.6	11.6	-	north-northeast	3.5

Monitoring data at Fukushima Daini Nuclear Power Station

 Newly added data
 Data in which values have been changed

 Data in which the number of significant figures has been changed

(November 19, 2012)

Date	(unit: $\mu\text{Sv/h}$)							(unit: m/s)	
	MP-1	MP-2	MP-3	MP-4	MP-5	MP-6	MP-7	Wind Direction	Wind Velocity
2011/3/21 6:20	14.7	8.8	14.9	10.4	10.2	11.4	-	north-northeast	3.0
2011/3/21 6:30	14.7	8.8	14.8	10.3	10.2	11.3	-	north-northeast	5.6
2011/3/21 6:40	14.6	8.7	14.7	10.2	10.1	11.3	-	north	6.1
2011/3/21 6:50	14.6	8.6	14.7	10.2	9.9	11.2	-	north-northeast	5.4
2011/3/21 7:00	14.5	8.6	14.6	10.2	9.9	11.2	-	north	6.5
2011/3/21 7:10	14.5	8.6	14.7	10.1	9.8	11.0	-	north	5.8
2011/3/21 7:20	14.5	8.6	15.7	10.8	10.4	11.1	-	north	5.0
2011/3/21 7:30	14.5	8.6	16.0	10.9	10.5	11.2	-	north	4.4
2011/3/21 7:40	14.5	9.0	20.4	13.1	11.9	11.4	-	north	4.3
2011/3/21 7:50	15.6	12.9	24.9	19.1	19.6	13.1	-	north	3.3
2011/3/21 8:00	15.4	10.8	22.8	17.5	18.1	16.1	-	north	4.6
2011/3/21 8:10	21.0	20.4	28.4	22.7	21.7	16.0	-	north	5.4
2011/3/21 8:20	36.3	38.3	34.6	28.4	30.1	23.5	-	north	4.2
2011/3/21 8:30	50.3	42.7	28.5	26.3	28.9	31.8	-	north	3.7
2011/3/21 8:40	34.7	24.6	20.2	18.7	20.1	26.6	-	north-northeast	6.2
2011/3/21 8:50	33.5	18.9	18.8	15.8	16.8	24.2	-	north-northeast	5.3
2011/3/21 9:00	35.2	24.4	18.7	16.7	17.5	20.4	-	north	13.7
2011/3/21 9:10	38.7	17.8	18.0	15.2	16.4	21.2	-	north-northeast	6.6
2011/3/21 9:20	24.5	13.6	17.7	13.7	12.7	15.4	-	north	7.4
2011/3/21 9:30	23.8	12.7	17.4	13.5	12.6	15.3	-	north	7.1
2011/3/21 9:40	22.2	12.1	17.3	13.4	12.5	14.8	-	north	6.3
2011/3/21 9:50	21.8	12.0	17.3	13.3	12.5	14.7	-	north	8.0
2011/3/21 10:00	21.4	11.8	17.1	13.3	12.3	14.6	-	north	8.2
2011/3/21 10:10	21.1	11.7	17.1	13.3	12.3	14.5	-	north	8.8
2011/3/21 10:20	20.9	11.6	17.0	13.2	12.3	14.5	-	north	7.9
2011/3/21 10:30	20.8	11.6	17.0	13.2	12.3	14.4	-	north	6.3
2011/3/21 10:40	20.4	11.4	17.0	13.2	12.3	14.3	-	north	5.0
2011/3/21 10:50	20.1	11.3	16.9	13.2	12.3	14.3	-	north	6.4
2011/3/21 11:00	21.6	11.8	16.9	13.2	12.3	14.4	-	north-northeast	5.6
2011/3/21 11:10	23.9	15.1	18.8	15.2	14.9	16.2	-	north	5.0
2011/3/21 11:20	27.3	18.3	22.1	17.6	17.4	18.2	-	north-northeast	3.5
2011/3/21 11:30	23.4	15.8	22.6	18.7	19.2	18.7	-	north-northeast	6.3
2011/3/21 11:40	21.8	13.0	20.1	15.6	14.9	16.5	-	north	7.0
2011/3/21 11:50	21.2	12.1	20.2	15.1	14.1	15.4	-	north	6.5
2011/3/21 12:00	20.9	12.2	21.9	16.2	15.4	15.3	-	north	6.3
2011/3/21 12:10	20.6	12.0	20.6	15.4	14.3	15.2	-	north-northeast	7.1
2011/3/21 12:20	20.4	11.9	20.7	15.3	14.3	15.1	-	north	8.5
2011/3/21 12:30	20.3	12.2	25.5	18.3	16.9	15.4	-	north-northeast	6.9
2011/3/21 12:40	20.1	12.4	27.7	19.0	16.9	15.5	-	north	6.4
2011/3/21 12:50	19.9	12.1	25.5	17.8	16.9	15.7	-	north	5.5
2011/3/21 13:00	19.5	11.6	23.1	16.2	15.0	15.3	-	north-northeast	6.4
2011/3/21 13:10	19.3	11.3	21.4	15.3	13.9	14.8	-	north-northeast	4.1
2011/3/21 13:20	19.1	11.2	21.1	15.1	13.7	14.7	-	north-northeast	4.3

Monitoring data at Fukushima Daini Nuclear Power Station


Newly added data
Data in which values have been changed


Data in which the number of significant figures has been changed


(November 19 ,2012)

Date	(unit: $\mu\text{Sv/h}$)							(unit: m/s)	
	MP-1	MP-2	MP-3	MP-4	MP-5	MP-6	MP-7	Wind Direction	Wind Velocity
2011/3/21 13:30	18.9	11.1	20.9	14.9	13.6	14.6	-	north-northeast	6.5
2011/3/21 13:40	18.7	11.0	20.6	14.8	13.5	14.5	-	north-northeast	5.7
2011/3/21 13:50	18.5	10.9	20.3	14.6	13.4	14.3	-	northeast	6.5
2011/3/21 14:00	18.3	10.7	20.0	14.5	13.2	14.2	-	northeast	5.6
2011/3/21 14:10	18.1	10.6	19.8	14.4	13.1	14.1	-	northeast	5.0
2011/3/21 14:20	17.9	10.5	19.5	14.2	12.9	13.9	-	northeast	6.4
2011/3/21 14:30	17.7	10.4	19.3	14.0	12.7	13.8	-	northeast	6.3
2011/3/21 14:40	17.6	10.3	19.2	14.1	12.8	13.8	-	northeast	7.7
2011/3/21 14:50	17.5	10.2	19.0	13.9	12.7	13.7	-	northeast	5.7
2011/3/21 15:00	17.4	10.2	18.8	13.9	12.6	13.7	7.29	northeast	6.2
2011/3/21 15:10	17.2	10.2	18.7	13.9	12.7	13.8	-	northeast	6.5
2011/3/21 15:20	17.1	10.1	18.6	13.8	12.6	13.7	-	northeast	6.2
2011/3/21 15:30	17.0	10.1	18.4	13.7	12.5	13.6	-	northeast	5.0
2011/3/21 15:40	16.9	10.1	18.3	13.6	12.5	13.6	-	northeast	4.8
2011/3/21 15:50	16.8	10.0	18.1	13.5	12.4	13.5	-	northeast	4.8
2011/3/21 16:00	16.8	10.0	18.0	13.4	12.3	13.4	-	east-northeast	4.4
2011/3/21 16:10	17.4	10.8	18.7	14.3	13.1	14.3	-	east-northeast	3.1
2011/3/21 16:20	17.7	11.4	19.3	15.0	13.6	15.1	-	east-northeast	3.0
2011/3/21 16:30	18.0	11.8	20.0	15.7	14.3	15.9	-	east	2.8
2011/3/21 16:40	18.0	11.9	19.8	15.7	14.4	16.0	-	east	2.9
2011/3/21 16:50	18.2	12.1	19.8	15.8	14.4	16.0	-	east	3.2
2011/3/21 17:00	18.4	12.3	20.1	16.1	14.7	16.3	-	east-northeast	3.1
2011/3/21 17:10	18.3	12.2	20.0	15.9	14.6	16.2	-	east	3.3
2011/3/21 17:20	18.1	12.1	19.7	15.8	14.5	16.0	-	east	3.5
2011/3/21 17:30	18.0	12.0	19.5	15.7	14.4	15.9	-	east	3.6
2011/3/21 17:40	17.8	11.9	19.3	15.5	14.3	15.8	-	east-northeast	3.3
2011/3/21 17:50	17.7	11.7	19.2	15.3	14.1	15.6	-	east-northeast	2.9
2011/3/21 18:00	17.6	11.6	19.0	15.2	14.1	15.5	-	east-northeast	2.6
2011/3/21 18:10	17.5	11.5	18.9	15.1	13.9	15.4	-	northeast	2.6
2011/3/21 18:20	17.4	11.4	18.8	15.0	13.8	15.3	-	northeast	2.0
2011/3/21 18:30	17.3	11.3	18.6	14.9	13.8	15.2	-	northeast	1.9
2011/3/21 18:40	17.2	11.3	18.5	14.8	13.7	15.1	-	northeast	2.2
2011/3/21 18:50	17.2	11.1	18.4	14.7	13.6	15.0	-	northeast	1.6
2011/3/21 19:00	17.1	11.1	18.3	14.6	13.5	15.0	-	northeast	1.4
2011/3/21 19:10	17.0	11.0	18.2	14.5	13.5	14.8	-	northeast	1.1
2011/3/21 19:20	16.9	11.0	18.0	14.4	13.4	14.8	-	northeast	1.2
2011/3/21 19:30	16.8	10.9	17.9	14.3	13.3	14.7	-	north-northeast	2.2
2011/3/21 19:40	16.7	10.8	17.8	14.3	13.2	14.6	-	north-northeast	1.8
2011/3/21 19:50	16.7	10.7	17.8	14.2	13.2	14.6	-	north-northeast	2.0
2011/3/21 20:00	16.6	10.7	17.7	14.1	13.1	14.5	-	north	2.2
2011/3/21 20:10	16.6	10.7	17.6	14.0	13.1	14.4	-	north	1.8
2011/3/21 20:20	16.5	10.6	17.5	14.0	13.0	14.4	-	northwest	1.5
2011/3/21 20:30	16.4	10.5	17.4	13.9	13.0	14.3	-	north	1.3
2011/3/21 20:40	16.4	10.5	17.4	13.8	12.9	14.2	-	north-northwest	2.2

Monitoring data at Fukushima Daini Nuclear Power Station

 Newly added data

 Data in which values have been changed

 Data in which the number of significant figures has been changed

(November 19, 2012)

Date	(unit: $\mu\text{Sv/h}$)							(unit: m/s)	
	MP-1	MP-2	MP-3	MP-4	MP-5	MP-6	MP-7	Wind Direction	Wind Velocity
2011/3/21 20:50	16.3	10.5	17.3	13.8	12.9	14.2	-	north-northwest	2.4
2011/3/21 21:00	16.2	10.4	17.2	13.8	12.9	14.1	-	north-northwest	2.4
2011/3/21 21:10	16.6	10.6	17.2	13.7	12.8	14.1	-	north	2.2
2011/3/21 21:20	27.8	20.0	18.9	14.2	13.1	14.2	-	northwest	2.1
2011/3/21 21:30	24.8	19.8	26.2	19.7	17.7	16.5	-	west-northwest	3.6
2011/3/21 21:40	20.4	16.3	25.1	23.4	28.7	21.9	-	north-northwest	2.0
2011/3/21 21:50	21.2	15.9	22.7	20.4	25.8	21.8	-	west-northwest	2.7
2011/3/21 22:00	25.8	17.1	21.7	17.7	20.2	17.8	-	west	4.7
2011/3/21 22:10	24.0	25.6	26.3	22.5	21.2	18.4	-	west	8.2
2011/3/21 22:20	20.7	15.3	28.0	29.9	33.1	26.5	-	west	5.7
2011/3/21 22:30	21.2	15.0	20.8	20.3	26.2	18.4	-	north-northwest	0.3
2011/3/21 22:40	21.5	16.2	21.3	18.3	20.5	16.8	-	northwest	0.6
2011/3/21 22:50	21.0	15.6	19.4	17.0	19.2	16.9	-	west-southwest	0.3
2011/3/21 23:00	21.3	14.6	20.2	16.7	16.6	15.6	-	west-northwest	0.1
2011/3/21 23:10	19.5	13.2	18.9	15.4	16.5	15.9	-	northwest	0.3
2011/3/21 23:20	19.0	12.6	18.0	15.1	15.4	15.4	-	west-northwest	0.2
2011/3/21 23:30	18.6	12.6	17.8	15.0	15.1	14.8	-	west	3.6
2011/3/21 23:40	18.4	11.9	17.6	14.8	14.9	14.9	-	north-northwest	0.8
2011/3/21 23:50	18.4	12.1	17.6	14.5	14.5	14.9	-	north-northwest	0.4