


Monitoring data at Fukushima Daini Nuclear Power Station


Newly added data  
Data in which values have been changed


Data in which the number of significant figures has been changed  
(November 19, 2012)

Date	(unit: $\mu\text{Sv/h}$ )							(unit: m/s)	
	MP-1	MP-2	MP-3	MP-4	MP-5	MP-6	MP-7	Wind Direction	Wind Velocity
2011/3/23 0:00	16.3	9.7	15.3	12.2	11.5	12.6	-	north-northwest	2.7
2011/3/23 0:10	16.3	9.6	15.2	12.1	11.4	12.5	-	northwest	3.9
2011/3/23 0:20	16.1	9.6	15.1	12.1	11.3	12.4	-	north-northwest	5.0
2011/3/23 0:30	16.1	9.4	15.0	11.9	11.2	12.3	-	northwest	4.8
2011/3/23 0:40	15.9	9.3	15.0	11.8	11.0	12.2	-	northwest	4.4
2011/3/23 0:50	15.7	9.2	14.8	11.8	11.0	12.1	-	north-northwest	4.3
2011/3/23 1:00	15.7	9.2	14.8	11.8	10.9	12.1	-	north-northwest	4.5
2011/3/23 1:10	15.6	9.2	14.8	11.7	10.9	12.0	-	north	5.7
2011/3/23 1:20	15.5	9.1	14.7	11.7	10.9	11.9	-	north	6.6
2011/3/23 1:30	15.5	9.1	14.7	11.7	10.8	11.9	-	north	8.2
2011/3/23 1:40	15.4	9.0	14.6	11.6	10.8	11.8	-	north	8.2
2011/3/23 1:50	15.4	9.0	14.6	11.5	10.7	11.8	-	north	7.4
2011/3/23 2:00	15.3	9.0	14.5	11.5	10.7	11.8	-	north	9.1
2011/3/23 2:10	15.2	9.0	14.5	11.5	10.7	11.8	-	north	8.6
2011/3/23 2:20	15.2	9.0	14.5	11.5	10.7	11.8	-	north	9.9
2011/3/23 2:30	15.2	8.9	14.5	11.5	10.7	11.8	-	north-northwest	8.4
2011/3/23 2:40	15.1	8.9	14.5	11.4	10.7	11.7	-	north	9.7
2011/3/23 2:50	15.1	8.9	14.4	11.4	10.6	11.7	-	north	9.0
2011/3/23 3:00	15.0	8.9	14.4	11.4	10.6	11.7	-	north	9.9
2011/3/23 3:10	15.0	8.8	14.4	11.4	10.6	11.7	-	north	7.7
2011/3/23 3:20	15.0	8.8	14.4	11.4	10.6	11.7	-	north	7.7
2011/3/23 3:30	15.0	8.8	14.4	11.4	10.6	11.7	-	north	7.7
2011/3/23 3:40	14.9	8.8	14.3	11.3	10.6	11.7	-	north	8.6
2011/3/23 3:50	14.9	8.8	14.4	11.3	10.6	11.7	-	north-northwest	8.3
2011/3/23 4:00	14.9	8.8	14.3	11.3	10.6	11.6	-	north	8.6
2011/3/23 4:10	14.8	8.8	14.3	11.3	10.6	11.6	-	north	8.5
2011/3/23 4:20	14.8	8.8	14.3	11.3	10.6	11.6	-	north	8.0
2011/3/23 4:30	14.7	8.8	14.3	11.3	10.6	11.6	-	north	7.8
2011/3/23 4:40	14.7	8.8	14.3	11.3	10.5	11.6	-	north	8.3
2011/3/23 4:50	14.7	8.7	14.2	11.3	10.5	11.6	-	north	7.7
2011/3/23 5:00	14.6	8.7	14.2	11.2	10.5	11.6	-	north	7.5
2011/3/23 5:10	14.7	8.7	14.2	11.2	10.5	11.6	-	north	7.1
2011/3/23 5:20	14.6	8.7	14.2	11.2	10.5	11.6	-	north	7.6
2011/3/23 5:30	14.6	8.7	14.1	11.2	10.5	11.6	-	north	7.5
2011/3/23 5:40	14.6	8.7	14.2	11.2	10.5	11.5	-	north	8.7
2011/3/23 5:50	14.5	8.7	14.2	11.2	10.5	11.6	-	north	8.6
2011/3/23 6:00	14.5	8.6	14.1	11.2	10.4	11.6	-	north	8.2
2011/3/23 6:10	14.5	8.7	14.1	11.2	10.5	11.5	-	north	8.7
2011/3/23 6:20	14.5	8.7	14.1	11.1	10.5	11.5	-	north	9.1
2011/3/23 6:30	14.5	8.6	14.1	11.2	10.4	11.5	-	north	8.5
2011/3/23 6:40	14.5	8.6	14.1	11.1	10.4	11.5	-	north	9.9
2011/3/23 6:50	14.4	8.6	14.0	11.1	10.4	11.5	-	north	8.9
2011/3/23 7:00	14.4	8.6	14.1	11.1	10.4	11.5	-	north	9.6
2011/3/23 7:10	14.4	8.6	14.1	11.1	10.4	11.5	-	north	8.6
2011/3/23 7:20	14.3	8.6	14.0	11.1	10.4	11.5	-	north	8.6
2011/3/23 7:30	14.4	8.6	14.0	11.1	10.4	11.4	-	north	8.0
2011/3/23 7:40	14.3	8.6	14.0	11.1	10.4	11.4	-	north	9.4
2011/3/23 7:50	14.3	8.6	14.0	11.1	10.4	11.5	-	north	8.9
2011/3/23 8:00	14.3	8.6	14.0	11.1	10.4	11.4	-	north	7.7
2011/3/23 8:10	15.7	8.9	14.0	11.1	10.4	11.5	-	north	8.1
2011/3/23 8:20	16.2	9.3	14.4	11.4	10.6	12.0	-	north	7.9
2011/3/23 8:30	19.7	11.1	15.6	13.1	13.8	14.2	-	north	7.4

## Monitoring data at Fukushima Daini Nuclear Power Station

 Newly added data



 Data in which values have been changed


 Data in which the number of significant figures has been changed

(November 19, 2012)

Date	(unit: $\mu\text{Sv/h}$ )							(unit: $\text{m/s}$ )	
	MP-1	MP-2	MP-3	MP-4	MP-5	MP-6	MP-7	Wind Direction	Wind Velocity
2011/3/23 8:40	17.4	10.6	17.4	13.3	12.4	13.8	-	north	7.2
2011/3/23 8:50	17.5	10.8	18.6	13.1	12.1	12.8	-	north-northeast	7.7
2011/3/23 9:00	16.8	9.6	17.1	12.3	11.6	12.6	-	north-northeast	9.0
2011/3/23 9:10	16.5	9.4	16.5	12.3	11.6	12.5	-	north-northeast	8.9
2011/3/23 9:20	16.3	9.3	16.2	12.1	11.4	12.4	-	north-northeast	10.2
2011/3/23 9:30	16.1	9.2	16.1	12.0	11.4	12.4	-	north-northeast	10.3
2011/3/23 9:40	16.0	9.2	15.9	11.9	11.2	12.3	-	north-northeast	8.2
2011/3/23 9:50	15.9	9.1	15.8	11.9	11.2	12.2	-	north-northeast	8.2
2011/3/23 10:00	15.8	9.1	15.7	11.8	11.2	12.2	-	north-northeast	9.2
2011/3/23 10:10	15.7	9.1	15.6	11.8	11.1	12.1	-	north-northeast	10.1
2011/3/23 10:20	15.6	9.1	15.5	11.8	11.1	12.1	-	north-northeast	7.5
2011/3/23 10:30	15.5	9.0	15.5	11.7	11.1	12.1	-	north-northeast	7.0
2011/3/23 10:40	15.5	9.0	15.4	11.7	11.1	12.1	-	north-northeast	7.7
2011/3/23 10:50	15.4	8.9	15.4	11.8	11.2	12.0	-	north-northeast	8.0
2011/3/23 11:00	15.3	8.9	15.2	11.7	10.9	11.9	-	north-northeast	7.4
2011/3/23 11:10	15.2	8.9	15.4	11.7	11.2	12.0	-	north-northeast	7.1
2011/3/23 11:20	15.4	9.3	15.9	11.9	11.3	12.0	-	north-northeast	8.6
2011/3/23 11:30	15.3	9.1	15.5	12.6	11.7	12.1	-	north	6.0
2011/3/23 11:40	15.1	9.1	15.3	11.7	11.2	12.0	-	north-northeast	5.4
2011/3/23 11:50	15.1	9.0	15.2	11.7	11.1	12.0	-	north-northeast	6.5
2011/3/23 12:00	15.0	9.0	15.1	11.6	11.0	11.9	-	north	6.0
2011/3/23 12:10	14.9	8.9	15.0	11.6	11.0	11.9	-	north	6.2
2011/3/23 12:20	14.9	8.9	14.9	11.5	10.9	11.9	-	north	4.7
2011/3/23 12:30	14.9	9.0	15.0	11.6	10.9	11.9	-	north-northwest	3.1
2011/3/23 12:40	15.8	9.3	15.4	12.0	11.1	12.1	-	north	2.5
2011/3/23 12:50	20.5	11.7	17.4	12.8	12.1	12.9	-	northeast	2.5
2011/3/23 13:00	18.0	10.4	16.2	12.9	12.3	14.3	-	north-northeast	4.7
2011/3/23 13:10	20.9	12.9	17.1	13.5	12.3	14.2	-	north-northeast	4.4
2011/3/23 13:20	17.5	10.0	16.4	12.8	12.1	14.0	-	north-northeast	3.8
2011/3/23 13:30	17.7	10.3	16.2	12.7	11.9	13.5	-	north-northeast	5.7
2011/3/23 13:40	17.8	10.4	16.3	12.8	12.1	13.9	-	northeast	8.6
2011/3/23 13:50	17.5	10.3	16.1	12.8	12.1	13.8	-	northeast	7.6
2011/3/23 14:00	17.4	10.1	16.0	12.7	12.0	13.6	-	northeast	7.2
2011/3/23 14:10	17.1	9.9	15.9	12.5	11.9	13.5	-	north-northeast	6.6


## Monitoring data at Fukushima Daini Nuclear Power Station



 Newly added data  
 Data in which values have been changed


 Data in which the number of significant figures has been changed  
 (November 19, 2012)

Date	(unit: $\mu\text{Sv/h}$ )							(unit: $\text{m/s}$ )	
	MP-1	MP-2	MP-3	MP-4	MP-5	MP-6	MP-7	Wind Direction	Wind Velocity
2011/3/23 14:20	16.9	9.8	16.0	12.5	11.8	13.4	-	north-northeast	5.9
2011/3/23 14:30	16.8	9.7	15.7	12.4	11.7	13.2	-	northeast	3.6
2011/3/23 14:40	16.7	9.7	15.6	12.3	11.7	13.2	-	east-northeast	3.2
2011/3/23 14:50	16.6	9.6	15.6	12.3	11.7	13.2	-	east-northeast	3.5
2011/3/23 15:00	16.5	9.6	15.5	12.3	11.7	13.1	8.24	east-northeast	2.9
2011/3/23 15:10	16.4	9.8	15.8	12.4	11.7	13.0	-	northeast	4.0
2011/3/23 15:20	16.1	9.4	15.2	12.1	11.4	12.8	-	northeast	5.0
2011/3/23 15:30	16.0	9.3	15.1	12.0	11.2	12.7	-	northeast	4.1
2011/3/23 15:40	15.9	9.2	15.1	11.9	11.2	12.6	-	north-northeast	4.4
2011/3/23 15:50	15.8	9.2	15.0	11.8	11.1	12.6	-	north-northeast	3.7
2011/3/23 16:00	15.7	9.2	14.9	11.7	11.0	12.5	-	northeast	2.1
2011/3/23 16:10	15.6	9.1	14.8	11.7	11.1	12.5	-	northeast	2.5
2011/3/23 16:20	15.4	9.1	14.8	11.6	11.0	12.4	-	north-northeast	4.1
2011/3/23 16:30	15.4	9.0	14.7	11.6	10.9	12.3	-	northeast	2.0
2011/3/23 16:40	15.3	9.0	14.7	11.6	10.9	12.3	-	northeast	1.6
2011/3/23 16:50	15.3	9.0	14.7	11.6	10.9	12.3	-	north-northeast	0.7
2011/3/23 17:00	15.3	9.1	14.8	11.7	10.9	12.2	-	north-northeast	0.9
2011/3/23 17:10	15.2	9.0	14.8	11.6	10.9	12.1	-	north	0.4
2011/3/23 17:20	15.2	9.0	14.6	11.5	10.9	12.0	-	north	0.5
2011/3/23 17:30	15.1	8.9	14.5	11.4	10.8	12.0	-	north-northeast	2.3
2011/3/23 17:40	15.0	8.8	14.4	11.3	10.7	12.0	-	north-northwest	2.6
2011/3/23 17:50	14.9	8.8	14.3	11.3	10.6	11.9	-	north	5.5
2011/3/23 18:00	14.8	8.7	14.3	11.3	10.6	11.9	-	north-northwest	6.9
2011/3/23 18:10	14.8	8.7	14.3	11.2	10.5	11.8	-	north-northwest	6.1
2011/3/23 18:20	14.7	8.7	14.2	11.2	10.5	11.8	-	north-northwest	5.8
2011/3/23 18:30	14.7	8.7	14.2	11.1	10.4	11.8	-	north-northwest	6.1
2011/3/23 18:40	14.6	8.6	14.1	11.1	10.4	11.7	-	north-northwest	5.2
2011/3/23 18:50	14.6	8.6	14.1	11.1	10.4	11.7	-	north-northwest	5.2
2011/3/23 19:00	14.5	8.5	14.0	11.0	10.4	11.7	-	north-northwest	4.2
2011/3/23 19:10	14.5	8.6	14.0	11.0	10.4	11.6	-	north-northwest	5.8
2011/3/23 19:20	14.4	8.5	13.9	11.0	10.4	11.6	-	north-northwest	6.0
2011/3/23 19:30	14.4	8.5	13.9	11.0	10.3	11.5	-	northwest	4.2
2011/3/23 19:40	14.4	8.5	13.9	11.0	10.3	11.5	-	north-northwest	3.6
2011/3/23 19:50	14.3	8.5	13.9	10.9	10.2	11.5	-	northwest	3.8
2011/3/23 20:00	14.3	8.4	13.9	10.9	10.2	11.4	-	northwest	5.0
2011/3/23 20:10	14.3	8.4	13.8	10.9	10.2	11.4	-	northwest	6.6
2011/3/23 20:20	14.2	8.4	13.7	10.8	10.2	11.4	-	northwest	8.5

## Monitoring data at Fukushima Daini Nuclear Power Station

 Newly added data

 Data in which values have been changed  
 Data in which the number of significant figures has been changed

 Data in which the number of significant figures has been changed

(November 19, 2012)

Date	(unit: $\mu\text{Sv/h}$ )							(unit: $\text{m/s}$ )	
	MP-1	MP-2	MP-3	MP-4	MP-5	MP-6	MP-7	Wind Direction	Wind Velocity
2011/3/23 20:30	14.2	8.4	13.8	10.8	10.2	11.4	-	northwest	8.3
2011/3/23 20:40	14.2	8.4	13.8	10.8	10.2	11.4	-	northwest	7.5
2011/3/23 20:50	14.1	8.4	13.7	10.8	10.1	11.3	-	northwest	6.1
2011/3/23 21:00	14.1	8.4	13.7	10.8	10.1	11.3	-	northwest	6.7
2011/3/23 21:10	14.1	8.3	13.7	10.7	10.1	11.3	-	northwest	6.9
2011/3/23 21:20	14.0	8.3	13.6	10.7	10.0	11.3	-	northwest	5.5
2011/3/23 21:30	14.0	8.3	13.6	10.7	10.0	11.2	-	north-northwest	4.0
2011/3/23 21:40	14.0	8.3	13.6	10.7	10.0	11.2	-	north-northwest	3.3
2011/3/23 21:50	14.0	8.3	13.6	10.7	10.0	11.2	-	north-northwest	4.7
2011/3/23 22:00	14.0	8.2	13.6	10.7	10.0	11.2	-	north-northwest	6.5
2011/3/23 22:10	14.0	8.3	13.5	10.6	10.0	11.2	-	northwest	7.2
2011/3/23 22:20	13.9	8.2	13.6	10.6	10.0	11.2	-	northwest	6.1
2011/3/23 22:30	13.9	8.2	13.5	10.6	10.0	11.2	-	north-northwest	6.4
2011/3/23 22:40	13.9	8.2	13.5	10.6	10.0	11.1	-	northwest	6.6
2011/3/23 22:50	13.9	8.2	13.5	10.6	9.9	11.1	-	north-northwest	6.5
2011/3/23 23:00	13.8	8.2	13.4	10.5	9.9	11.1	-	northwest	6.7
2011/3/23 23:10	13.8	8.1	13.4	10.6	9.9	11.1	-	west-northwest	7.1
2011/3/23 23:20	13.8	8.2	13.4	10.5	9.9	11.1	-	northwest	4.7
2011/3/23 23:30	13.8	8.1	13.4	10.5	9.9	11.0	-	northwest	7.0
2011/3/23 23:40	13.8	8.2	13.4	10.5	9.8	11.0	-	northwest	6.4
2011/3/23 23:50	13.7	8.1	13.4	10.5	9.8	11.0	-	northwest	6.1