




Monitoring data at Fukushima Daini Nuclear Power Station



 Newly added data
 Data in which values have been changed


 Data in which the number of significant figures has been changed

(November 19, 2012)

Date	(unit: $\mu\text{Sv/h}$)							(unit: m/s)	
	MP-1	MP-2	MP-3	MP-4	MP-5	MP-6	MP-7	Wind Direction	Wind Velocity
2011/3/31 0:00	7.8	4.1	7.2	5.6	5.0	6.1	-	north-northwest	4.4
2011/3/31 0:10	7.8	4.1	7.2	5.5	4.9	6.1	-	north-northwest	3.1
2011/3/31 0:20	7.8	4.1	7.2	5.6	4.9	6.1	-	north	2.5
2011/3/31 0:30	7.8	4.1	7.2	5.5	4.9	6.1	-	north-northeast	2.5
2011/3/31 0:40	7.7	4.1	7.1	5.5	4.9	6.1	-	north-northeast	1.0
2011/3/31 0:50	7.8	4.1	7.2	5.5	4.9	6.1	-	north-northeast	0.7
2011/3/31 1:00	7.7	4.1	7.1	5.5	4.9	6.1	-	north	0.2
2011/3/31 1:10	7.7	4.0	7.1	5.5	4.9	6.1	-	west-northwest	0.2
2011/3/31 1:20	7.7	4.1	7.1	5.5	4.9	6.1	-	northwest	0.7
2011/3/31 1:30	7.7	4.1	7.2	5.5	4.9	6.1	-	north-northwest	0.2
2011/3/31 1:40	7.7	4.0	7.1	5.5	4.9	6.1	-	northeast	1.1
2011/3/31 1:50	7.7	4.0	7.1	5.5	4.9	6.1	-	north-northeast	1.2
2011/3/31 2:00	7.7	4.0	7.1	5.5	4.9	6.1	-	east-northeast	0.8
2011/3/31 2:10	7.7	4.0	7.1	5.5	4.9	6.1	-	east-northeast	0.4
2011/3/31 2:20	7.7	4.0	7.1	5.5	4.9	6.1	-	east	0.4
2011/3/31 2:30	7.7	4.0	7.1	5.5	4.9	6.1	-	west-southwest	0
2011/3/31 2:40	7.6	4.0	7.1	5.5	4.9	6.1	-	east-southeast	1.8
2011/3/31 2:50	7.7	4.0	7.1	5.5	4.9	6.1	-	southeast	2.2
2011/3/31 3:00	7.6	4.0	7.1	5.5	4.9	6.1	-	south-southeast	1.3
2011/3/31 3:10	7.6	4.0	7.1	5.5	4.9	6.1	-	south-southeast	1.4
2011/3/31 3:20	7.6	4.0	7.1	5.5	4.9	6.1	-	southwest	1.5
2011/3/31 3:30	7.6	4.0	7.1	5.5	4.8	6.1	-	south-southwest	1.4
2011/3/31 3:40	7.6	4.0	7.1	5.5	4.9	6.1	-	south-southwest	1.6
2011/3/31 3:50	7.6	4.0	7.1	5.5	4.9	6.1	-	south-southeast	0.5
2011/3/31 4:00	7.6	4.0	7.1	5.5	4.9	6.1	-	southeast	1.4
2011/3/31 4:10	7.6	4.0	7.1	5.5	4.8	6.1	-	south	2.0
2011/3/31 4:20	7.6	4.0	7.1	5.5	4.9	6.1	-	south	1.4
2011/3/31 4:30	7.6	4.0	7.1	5.5	4.9	6.1	-	south-southwest	1.6
2011/3/31 4:40	7.6	4.0	7.1	5.5	4.8	6.1	-	south-southwest	1.6
2011/3/31 4:50	7.6	4.0	7.1	5.5	4.8	6.0	-	south-southwest	1.46
2011/3/31 5:00	7.6	4.0	7.0	5.5	4.8	6.1	-	southwest	2.1
2011/3/31 5:10	7.6	4.0	7.1	5.5	4.8	6.0	-	west-southwest	2.2
2011/3/31 5:20	7.6	4.0	7.0	5.5	4.8	6.0	-	west-southwest	2.6
2011/3/31 5:30	7.6	4.0	7.1	5.4	4.8	6.0	-	west-southwest	3.4

Monitoring data at Fukushima Daini Nuclear Power Station

 Newly added data
 Data in which values have been changed

 Data in which the number of significant figures has been changed

(November 19, 2012)

Date	(unit: $\mu\text{Sv/h}$)							(unit: m/s)	
	MP-1	MP-2	MP-3	MP-4	MP-5	MP-6	MP-7	Wind Direction	Wind Velocity
2011/3/31 5:40	7.6	4.0	7.0	5.5	4.8	6.0	-	west-southwes	4.0
2011/3/31 5:50	7.5	4.0	7.0	5.5	4.8	6.0	-	west-southwes	2.8
2011/3/31 6:00	7.5	4.0	7.0	5.5	4.8	6.1	-	west-southwes	3.6
2011/3/31 6:10	7.6	4.0	7.0	5.4	4.8	6.0	-	southwes	1.3
2011/3/31 6:20	7.6	4.0	7.1	5.5	4.8	6.0	-	southwes	1.9
2011/3/31 6:30	7.5	4.0	7.1	5.4	4.8	6.0	-	southwes	2
2011/3/31 6:40	7.5	4.0	7.0	5.4	4.8	6.0	-	southwes	1.0
2011/3/31 6:50	7.5	4.0	7.1	5.5	4.8	6.0	-	southwes	1
2011/3/31 7:00	7.5	4.0	7.0	5.4	4.8	6.0	-	west-southwes	0.9
2011/3/31 7:10	7.5	4.0	7.0	5.4	4.8	6.0	-	west-southwes	1.9
2011/3/31 7:20	7.6	4.0	7.0	5.4	4.8	6.1	-	west-southwes	2.9
2011/3/31 7:30	7.5	4.0	7.0	5.4	4.8	6.0	-	west	3
2011/3/31 7:40	7.6	4.0	7.0	5.5	4.8	6.0	-	west	4.7
2011/3/31 7:50	7.5	4.0	7.0	5.4	4.8	6.0	-	west-northwest	4.7
2011/3/31 8:00	7.5	4.0	7.0	5.4	4.8	6.0	-	west	3.5
2011/3/31 8:10	7.5	4.0	7.0	5.4	4.8	6.0	-	west-northwest	2.3
2011/3/31 8:20	7.5	4.0	7.0	5.4	4.8	6.0	-	west-northwest	4.4
2011/3/31 8:30	7.5	4.0	7.0	5.4	4.8	6.0	-	north-northwest	4.5
2011/3/31 8:40	7.5	4.0	7.0	5.4	4.8	6.0	-	north	5.8
2011/3/31 8:50	7.5	4.0	7.0	5.4	4.8	6.0	-	north-northwest	5.2
2011/3/31 9:00	7.5	4.0	7.0	5.4	4.8	6.0	-	north-northwest	5.2
2011/3/31 9:10	7.5	4.0	7.0	5.4	4.8	6.0	-	north-northwest	4.7
2011/3/31 9:20	7.5	4.0	7.0	5.4	4.8	6.0	-	north-northwest	2.5
2011/3/31 9:30	7.5	4.0	7.0	5.4	4.8	6.0	-	north	2.5
2011/3/31 9:40	7.5	4.0	7.0	5.4	4.8	6.0	-	north	3.0
2011/3/31 9:50	7.5	4.0	7.0	5.4	4.8	6.0	-	north-northeast	2.7
2011/3/31 10:00	7.5	4.0	7.0	5.4	4.8	6.0	-	north-northeast	2.5
2011/3/31 10:10	7.5	4.0	7.0	5.4	4.8	6.0	-	northeast	3.0
2011/3/31 10:20	7.5	4.0	7.0	5.4	4.8	6.0	-	northeast	3.0
2011/3/31 10:30	7.5	4.0	7.0	5.4	4.8	6.1	-	northeast	3.1
2011/3/31 10:40	7.6	4.1	7.0	5.5	4.8	6.1	-	northeast	4.1
2011/3/31 10:50	7.6	4.0	7.0	5.5	4.8	6.1	-	northeast	4.2
2011/3/31 11:00	7.5	4.0	7.0	5.4	4.8	6.1	-	east-northeast	5.4
2011/3/31 11:10	7.5	4.0	7.0	5.4	4.8	6.0	-	east-northeast	5.0
2011/3/31 11:20	7.6	4.0	7.1	5.4	4.8	6.1	-	east-northeast	5.0
2011/3/31 11:30	7.5	4.0	7.0	5.4	4.8	6.0	-	east-northeast	5.9
2011/3/31 11:40	7.5	4.0	7.0	5.4	4.8	6.0	-	east	6.1

Monitoring data at Fukushima Daini Nuclear Power Station


Newly added data
Data in which values have been changed


Data in which the number of significant figures has been changed


(November 19, 2012)

Date	(unit: $\mu\text{Sv/h}$)							(unit: m/s)	
	MP-1	MP-2	MP-3	MP-4	MP-5	MP-6	MP-7	Wind Direction	Wind Velocity
2011/3/31 11:50	7.5	4.0	6.9	5.4	4.8	6.0	-	south-southwest	1.7
2011/3/31 12:00	7.6	4.0	7.0	5.4	4.8	6.0	3.25	east	4.0
2011/3/31 12:10	7.6	4.0	7.0	5.4	4.8	6.0	-	east-northeast	4.6
2011/3/31 12:20	7.6	4.0	7.0	5.4	4.8	6.0	-	east-northeast	6.0
2011/3/31 12:30	7.6	4.0	7.0	5.4	4.8	6.0	-	northeast	5.1
2011/3/31 12:40	7.6	4.0	7.0	5.4	4.8	6.0	-	northeast	3.0
2011/3/31 12:50	7.6	4.0	7.0	5.4	4.8	6.0	-	northeast	3.5
2011/3/31 13:00	7.6	4.0	7.0	5.4	4.8	6.1	-	northeast	3.9
2011/3/31 13:10	7.6	4.0	7.0	5.4	4.8	6.0	-	northeast	2.9
2011/3/31 13:20	7.6	4.0	7.0	5.4	4.7	6.0	-	northeast	3.7
2011/3/31 13:30	7.6	4.0	7.0	5.4	4.8	6.0	-	east-northeast	2.7
2011/3/31 13:40	7.6	4.0	7.0	5.4	4.8	6.0	-	east-southeast	2.0
2011/3/31 13:50	7.6	4.0	6.9	5.4	4.7	6.0	-	east-southeast	1.7
2011/3/31 14:00	7.6	4.0	6.9	5.4	4.7	6.0	-	east-northeast	3.2
2011/3/31 14:10	7.6	4.0	7.0	5.4	4.7	6.0	-	east	2.6
2011/3/31 14:20	7.5	4.0	6.9	5.4	4.7	6.0	-	northeast	6.0
2011/3/31 14:30	7.5	4.0	6.9	5.4	4.7	6.0	-	northeast	6.0
2011/3/31 14:40	7.5	4.0	6.9	5.4	4.7	6.0	-	northwest	5.9
2011/3/31 14:50	7.5	4.0	6.9	5.3	4.7	6.0	-	northwest	6.9
2011/3/31 15:00	7.5	4.0	6.9	5.0	4.7	5.9	-	west-northwest	9.9
2011/3/31 15:10	7.5	4.0	6.9	5.0	4.7	6.0	-	north-northwest	7.8
2011/3/31 15:20	7.5	4.0	6.9	5.0	4.7	6.0	-	northwest	5.3
2011/3/31 15:30	7.5	4.0	6.9	5.0	4.7	6.0	-	north-northwest	5.2
2011/3/31 15:40	7.5	4.0	6.9	5.0	4.7	6.0	-	north-northwest	4.6
2011/3/31 15:50	7.5	4.0	6.9	5.0	4.7	6.0	-	north	3.2
2011/3/31 16:00	7.5	4.0	6.9	5.0	4.7	6.0	-	north-northeast	2.5
2011/3/31 16:10	7.5	4.0	6.9	5.0	4.7	6.0	-	northeast	4.4
2011/3/31 16:20	7.5	4.0	6.9	5.0	4.7	6.0	-	northeast	4.5
2011/3/31 16:30	7.6	4.0	6.9	5.0	4.7	6.0	-	northeast	3.3
2011/3/31 16:40	7.5	4.0	7.0	5.1	4.8	6.0	-	northeast	3.8
2011/3/31 16:50	7.5	4.0	6.9	5.0	4.7	5.9	-	northeast	3.0
2011/3/31 17:00	7.5	3.9	6.9	5.0	4.7	6.0	-	northeast	2.2
2011/3/31 17:10	7.5	4.0	6.9	5.0	4.7	6.0	-	north-northeast	1.8
2011/3/31 17:20	7.5	4.0	6.9	5.0	4.7	6.0	-	north	1.0
2011/3/31 17:30	7.5	3.9	6.9	5.0	4.7	5.9	-	north	1.8
2011/3/31 17:40	7.5	3.9	6.9	5.0	4.7	5.9	-	north	1.6
2011/3/31 17:50	7.5	4.0	6.9	5.0	4.7	6.0	-	northwest	3.0
2011/3/31 18:00	7.5	4.0	6.9	5.0	4.7	6.0	-	west-northwest	3.3
2011/3/31 18:10	7.5	4.0	6.9	5.0	4.7	6.0	-	northeast	1.0
2011/3/31 18:20	7.5	4.0	6.9	5.0	4.7	5.9	-	north-northwest	1.6
2011/3/31 18:30	7.5	4.0	6.9	5.0	4.7	6.0	-	north-northwest	2.8

Monitoring data at Fukushima Daini Nuclear Power Station

 Newly added data

 Data in which values have been changed

 Data in which the number of significant figures has been changed

(November 19, 2012)

Date	(unit: $\mu\text{Sv/h}$)							(unit: m/s)	
	MP-1	MP-2	MP-3	MP-4	MP-5	MP-6	MP-7	Wind Direction	Wind Velocity
2011/3/31 18:40	7.5	4.0	6.9	5.0	4.7	6.0	-	north-northwest	4.8
2011/3/31 18:50	7.5	4.0	6.8	5.0	4.7	6.0	-	northwest	5.2
2011/3/31 19:00	7.4	4.0	6.8	5.0	4.7	5.9	-	north-northwest	5.6
2011/3/31 19:10	7.4	3.9	6.8	5.0	4.7	5.9	-	north-northwest	7.0
2011/3/31 19:20	7.4	3.9	6.8	4.9	4.7	5.9	-	north-northwest	7.1
2011/3/31 19:30	7.4	3.9	6.8	5.0	4.7	5.9	-	north-northwest	6.7
2011/3/31 19:40	7.4	3.9	6.8	4.9	4.7	5.9	-	north-northwest	6.3
2011/3/31 19:50	7.4	3.9	6.8	5.0	4.7	5.9	-	north-northwest	6.8
2011/3/31 20:00	7.4	3.9	6.8	5.0	4.7	5.9	-	north-northwest	7.8
2011/3/31 20:10	7.4	3.9	6.8	5.0	4.7	5.9	-	northwest	8.1
2011/3/31 20:20	7.4	3.9	6.8	4.9	4.6	5.9	-	north-northwest	6.7
2011/3/31 20:30	7.4	3.9	6.8	4.9	4.6	5.9	-	north-northwest	5.5
2011/3/31 20:40	7.4	3.9	6.8	4.9	4.7	5.9	-	north-northwest	6.0
2011/3/31 20:50	7.4	3.9	6.8	4.9	4.6	5.9	-	north-northwest	5.7
2011/3/31 21:00	7.4	3.9	6.8	4.9	4.6	5.9	-	north-northwest	5.7
2011/3/31 21:10	7.4	3.9	6.8	4.9	4.6	5.9	-	north-northwest	5.6
2011/3/31 21:20	7.4	3.9	6.8	4.9	4.6	5.9	-	north-northwest	6.0
2011/3/31 21:30	7.4	3.9	6.8	4.9	4.6	5.9	-	north-northwest	5.5
2011/3/31 21:40	7.4	3.9	6.8	4.9	4.6	5.9	-	north-northwest	4.6
2011/3/31 21:50	7.4	3.9	6.8	4.9	4.6	5.9	-	north-northwest	5.2
2011/3/31 22:00	7.4	3.9	6.7	4.9	4.7	5.9	-	north-northwest	4.8
2011/3/31 22:10	7.4	3.9	6.8	4.9	4.6	5.9	-	north	4.8
2011/3/31 22:20	7.3	3.9	6.8	4.9	4.6	5.9	-	north-northwest	4.6
2011/3/31 22:30	7.4	3.9	6.8	4.9	4.6	5.9	-	north-northwest	6.3
2011/3/31 22:40	7.3	3.9	6.7	4.9	4.6	5.9	-	northwest	6.3
2011/3/31 22:50	7.3	3.9	6.8	4.9	4.6	5.9	-	northwest	5.2
2011/3/31 23:00	7.3	3.9	6.7	4.9	4.6	5.9	-	northwest	6.4
2011/3/31 23:10	7.3	3.9	6.7	4.9	4.6	5.9	-	northwest	6.9
2011/3/31 23:20	7.3	3.9	6.7	4.9	4.6	5.9	-	northwest	7.4
2011/3/31 23:30	7.3	3.9	6.7	4.9	4.6	5.9	-	northwest	7.4
2011/3/31 23:40	7.3	3.8	6.7	4.9	4.6	5.9	-	northwest	7.9
2011/3/31 23:50	7.3	3.9	6.7	4.9	4.6	5.8	-	north-northwest	7.1