

Monitoring data at Fukushima Daini Nuclear Power Station


Newly added data
Data in which values have been changed



Data in which the number of significant figures has been changed


(November 19 ,2012)

Date	(unit: $\mu\text{Sv/h}$)							(unit: m/s)	
	MP-1	MP-2	MP-3	MP-4	MP-5	MP-6	MP-7	Wind Direction	Wind Velocity
2011/4/3 0:00	6.4	3.4	5.9	4.3	4.0	4.4	-	northwest	2.1
2011/4/3 0:10	4.7	3.4	5.1	3.9	3.8	4.8	-	west	2.1
2011/4/3 0:20	4.7	3.4	5.1	3.9	3.8	4.8	-	west	1.9
2011/4/3 0:30	4.7	3.4	5.1	3.9	3.8	4.8	-	north	3.5
2011/4/3 0:40	4.7	3.4	5.1	3.9	3.8	4.8	-	northwest	4.1
2011/4/3 0:50	4.7	3.4	5.1	3.9	3.8	4.8	-	west-northwest	4.4
2011/4/3 1:00	4.7	3.4	5.1	3.9	3.8	4.8	-	west	6.8
2011/4/3 1:10	4.7	3.4	5.1	3.9	3.8	4.8	-	west	6.3
2011/4/3 1:20	4.7	3.4	5.1	3.9	3.8	4.8	-	west	7.4
2011/4/3 1:30	4.7	3.4	5.1	3.9	3.8	4.8	-	west	4.7
2011/4/3 1:40	4.7	3.4	5.1	3.9	3.8	4.8	-	west	6.3
2011/4/3 1:50	4.7	3.4	5.1	3.9	3.8	4.8	-	west	6.0
2011/4/3 2:00	4.7	3.4	5.1	3.9	3.8	4.8	-	west	5.0
2011/4/3 2:10	4.7	3.4	5.1	3.9	3.8	4.8	-	west	5.6
2011/4/3 2:20	4.7	3.4	5.1	3.9	3.8	4.8	-	west	4.8
2011/4/3 2:30	4.7	3.4	5.1	3.9	3.8	4.8	-	west-northwest	5.0
2011/4/3 2:40	4.7	3.4	5.1	3.9	3.8	4.8	-	west	6.0
2011/4/3 2:50	4.7	3.4	5.1	3.9	3.8	4.8	-	west	2.8
2011/4/3 3:00	4.7	3.4	5.1	3.9	3.8	4.8	-	west	1.8
2011/4/3 3:10	4.7	3.4	5.1	3.9	3.8	4.8	-	north-northeast	1.6
2011/4/3 3:20	4.7	3.4	5.1	3.9	3.8	4.8	-	northeast	0.6
2011/4/3 3:30	4.7	3.4	5.1	3.9	3.8	4.8	-	west-northwest	2.8
2011/4/3 3:40	4.7	3.4	5.1	3.9	3.7	4.8	-	northwest	3.4
2011/4/3 3:50	4.7	3.4	5.0	3.9	3.7	4.8	-	west	3.2
2011/4/3 4:00	4.7	3.4	5.1	3.9	3.8	4.8	-	north-northwest	2.2
2011/4/3 4:10	4.7	3.4	5.1	3.9	3.8	4.8	-	west-northwest	4.4
2011/4/3 4:20	4.7	3.4	5.0	3.9	3.7	4.8	-	west	3.3
2011/4/3 4:30	4.7	3.4	5.0	3.9	3.7	4.8	-	north	2.9
2011/4/3 4:40	4.7	3.4	5.1	3.9	3.8	4.8	-	north	4.2
2011/4/3 4:50	4.7	3.4	5.0	3.9	3.7	4.8	-	north	5.9
2011/4/3 5:00	4.7	3.4	5.0	3.8	3.7	4.8	-	northwest	5.5
2011/4/3 5:10	4.7	3.4	5.1	3.9	3.7	4.8	-	west	7.7
2011/4/3 5:20	4.6	3.4	5.0	3.8	3.7	4.8	-	west-northwest	7.8
2011/4/3 5:30	4.6	3.4	5.0	3.9	3.8	4.8	-	west-northwest	6.3
2011/4/3 5:40	4.7	3.4	5.0	3.8	3.7	4.8	-	west-northwest	4.4
2011/4/3 5:50	4.7	3.4	5.1	3.9	3.7	4.8	-	west	4.6
2011/4/3 6:00	4.7	3.4	5.0	3.8	3.7	4.8	-	west	4.0
2011/4/3 6:10	4.7	3.4	5.0	3.8	3.7	4.8	-	west	4.0
2011/4/3 6:20	4.7	3.4	5.0	3.8	3.7	4.8	-	west	2.9
2011/4/3 6:30	4.6	3.4	5.0	3.8	3.7	4.8	-	west-northwest	2.7
2011/4/3 6:40	4.6	3.4	5.0	3.8	3.7	4.8	-	north-northeast	0.8
2011/4/3 6:50	4.6	3.4	5.0	3.8	3.7	4.8	-	north-northeast	0.5
2011/4/3 7:00	4.6	3.4	5.0	3.8	3.7	4.8	-	west	0.4
2011/4/3 7:10	4.6	3.4	5.0	3.8	3.7	4.8	-	west	1.1
2011/4/3 7:20	4.6	3.4	5.0	3.8	3.7	4.8	-	north-northwest	2.5

Monitoring data at Fukushima Daini Nuclear Power Station

 Newly added data



 Data in which values have been changed
 Data in which the number of significant figures has been changed


 Data in which the number of significant figures has been changed

(November 19, 2012)

Date	(unit: $\mu\text{Sv/h}$)							(unit: m/s)	
	MP-1	MP-2	MP-3	MP-4	MP-5	MP-6	MP-7	Wind Direction	Wind Velocity
2011/4/3 7:30	4.6	3.4	5.0	3.8	3.7	4.8	-	north-northwest	4.3
2011/4/3 7:40	4.6	3.4	5.0	3.8	3.7	4.8	-	northwest	2.6
2011/4/3 7:50	4.6	3.4	5.0	3.8	3.7	4.8	-	north	3.7
2011/4/3 8:00	4.6	3.4	5.0	3.8	3.7	4.8	-	north-northeast	1.7
2011/4/3 8:10	4.6	3.4	5.0	3.8	3.7	4.7	-	north-northwest	2.2
2011/4/3 8:20	4.6	3.4	5.0	3.8	3.7	4.8	-	west-northwest	2.9
2011/4/3 8:30	4.6	3.4	5.0	3.8	3.7	4.7	-	west-northwest	3.8
2011/4/3 8:40	4.6	3.4	5.0	3.8	3.7	4.8	-	west-northwest	5.2
2011/4/3 8:50	4.6	3.4	5.0	3.8	3.7	4.8	-	west-northwest	5.1
2011/4/3 9:00	4.6	3.4	5.0	3.8	3.7	4.8	-	west-northwest	6.9
2011/4/3 9:10	4.6	3.4	5.0	3.8	3.7	4.7	-	northwest	4.5
2011/4/3 9:20	4.6	3.4	5.0	3.8	3.7	4.8	-	northwest	3.5
2011/4/3 9:30	4.6	3.4	5.0	3.8	3.7	4.8	-	northwest	3.9
2011/4/3 9:40	4.6	3.4	5.0	3.8	3.7	4.8	-	northwest	5.5
2011/4/3 9:50	4.6	3.3	5.0	3.8	3.7	4.7	-	northwest	4.1
2011/4/3 10:00	4.6	3.4	5.0	3.8	3.7	4.7	-	northwest	3.8
2011/4/3 10:10	4.6	3.4	5.0	3.8	3.7	4.7	-	north-northwest	5.8
2011/4/3 10:20	4.6	3.4	5.0	3.8	3.7	4.7	-	west-northwest	4.3
2011/4/3 10:30	4.6	3.4	5.0	3.8	3.7	4.7	-	north-northwest	3.9
2011/4/3 10:40	4.6	3.4	5.0	3.8	3.7	4.7	-	north-northwest	3.7
2011/4/3 10:50	4.6	3.4	5.0	3.8	3.7	4.7	-	northwest	4.1
2011/4/3 11:00	4.6	3.4	5.0	3.8	3.7	4.7	-	north	4.4
2011/4/3 11:10	4.6	3.4	5.0	3.8	3.7	4.7	-	north	1.8
2011/4/3 11:20	4.6	3.4	5.0	3.8	3.7	4.7	-	northwest	4.5
2011/4/3 11:30	4.6	3.4	5.0	3.8	3.7	4.8	-	northeast	3.0
2011/4/3 11:40	4.6	3.4	5.0	3.8	3.7	4.7	-	northeast	3.0
2011/4/3 11:50	4.6	3.4	5.0	3.8	3.7	4.7	-	east-northeast	2.7
2011/4/3 12:00	4.6	3.4	5.0	3.8	3.7	4.7	2.74	east-northeast	3.9
2011/4/3 12:10	4.6	3.4	5.0	3.8	3.7	4.7	-	northeast	3.9
2011/4/3 12:20	4.6	3.4	5.0	3.8	3.7	4.7	-	northeast	3.3
2011/4/3 12:30	4.6	3.3	5.0	3.8	3.7	4.7	-	northeast	4.6
2011/4/3 12:40	4.6	3.4	5.0	3.8	3.7	4.7	-	north-northeast	4.0
2011/4/3 12:50	4.6	3.3	5.0	3.8	3.7	4.7	-	northeast	1.1
2011/4/3 13:00	4.6	3.3	5.0	3.8	3.7	4.7	-	north	0.9
2011/4/3 13:10	4.6	3.3	5.0	3.8	3.7	4.7	-	southeast	0.0
2011/4/3 13:20	4.6	3.3	5.0	3.8	3.7	4.7	-	southwest	4.1
2011/4/3 13:30	4.6	3.3	5.0	3.8	3.7	4.7	-	southwest	1.1
2011/4/3 13:40	4.6	3.3	4.9	3.8	3.7	4.7	-	west	2.9
2011/4/3 13:50	4.6	3.3	5.0	3.8	3.7	4.7	-	west-northwest	4.2
2011/4/3 14:00	4.6	3.3	5.0	3.8	3.7	4.7	-	west-northwest	4.1

Monitoring data at Fukushima Daini Nuclear Power Station

 Newly added data
 Data in which values have been changed

 Data in which the number of significant figures has been changed
 (November 19, 2012)

Date	(unit: $\mu\text{Sv/h}$)							(unit: m/s)	
	MP-1	MP-2	MP-3	MP-4	MP-5	MP-6	MP-7	Wind Direction	Wind Velocity
2011/4/3 14:10	4.6	3.3	5.0	3.8	3.7	4.7	-	west-northwest	4.7
2011/4/3 14:20	4.6	3.3	5.0	3.8	3.7	4.7	-	west	5.6
2011/4/3 14:30	4.6	3.4	5.0	3.8	3.7	4.7	-	west-northwest	6.8
2011/4/3 14:40	4.6	3.3	4.9	3.8	3.7	4.7	-	west	4.4
2011/4/3 14:50	4.5	3.3	4.9	3.8	3.7	4.7	-	west	3.4
2011/4/3 15:00	4.6	3.3	5.0	3.8	3.7	4.7	-	west-northwest	5.5
2011/4/3 15:10	4.6	3.3	4.9	3.8	3.7	4.7	-	west-northwest	3.5
2011/4/3 15:20	4.5	3.3	4.9	3.7	3.6	4.7	-	west	6.3
2011/4/3 15:30	4.5	3.3	4.9	3.8	3.6	4.7	-	west-northwest	6.7
2011/4/3 15:40	4.5	3.3	4.9	3.7	3.6	4.7	-	west-northwest	6.1
2011/4/3 15:50	4.6	3.3	4.9	3.7	3.6	4.7	-	west-northwest	5.7
2011/4/3 16:00	4.5	3.3	4.9	3.7	3.6	4.7	-	west-northwest	4.8
2011/4/3 16:10	4.5	3.3	4.9	3.7	3.6	4.7	-	west	7.7
2011/4/3 16:20	4.5	3.3	4.9	3.8	3.6	4.7	-	west	7.7
2011/4/3 16:30	4.5	3.3	4.9	3.7	3.6	4.6	-	west	4.8
2011/4/3 16:40	4.5	3.3	4.9	3.7	3.6	4.7	-	west	2.7
2011/4/3 16:50	4.5	3.3	4.9	3.7	3.6	4.7	-	west	2.2
2011/4/3 17:00	4.5	3.3	4.9	3.7	3.6	4.7	-	west	3.7
2011/4/3 17:10	4.5	3.3	4.9	3.7	3.6	4.7	-	west	3.4
2011/4/3 17:20	4.5	3.3	4.9	3.7	3.6	4.7	-	west	5.7
2011/4/3 17:30	4.5	3.3	4.9	3.7	3.6	4.6	-	west	2.1
2011/4/3 17:40	4.5	3.3	4.9	3.7	3.6	4.6	-	west-southwest	1.6
2011/4/3 17:50	4.5	3.3	4.9	3.7	3.6	4.6	-	west	4.4
2011/4/3 18:00	4.5	3.3	4.9	3.7	3.6	4.6	-	west	5.1
2011/4/3 18:10	4.5	3.3	4.9	3.7	3.6	4.6	-	west-northwest	6.2
2011/4/3 18:20	4.5	3.3	4.9	3.7	3.6	4.6	-	west-northwest	3.8
2011/4/3 18:30	4.5	3.3	4.9	3.7	3.6	4.7	-	northwest	1.9
2011/4/3 18:40	4.5	3.3	4.9	3.7	3.6	4.6	-	west-northwest	3.3
2011/4/3 18:50	4.5	3.3	4.9	3.7	3.6	4.6	-	north	2.2
2011/4/3 19:00	4.5	3.3	4.9	3.7	3.6	4.6	-	northwest	2.3
2011/4/3 19:10	4.5	3.3	4.9	3.7	3.6	4.6	-	north-northwest	1.9
2011/4/3 19:20	4.5	3.3	4.9	3.7	3.6	4.6	-	north-northwest	3.0
2011/4/3 19:30	4.5	3.3	4.9	3.7	3.6	4.6	-	northwest	3.2
2011/4/3 19:40	4.5	3.3	4.9	3.7	3.6	4.6	-	north-northwest	1.4
2011/4/3 19:50	4.5	3.3	4.9	3.7	3.6	4.6	-	north-northeast	1.4
2011/4/3 20:00	4.5	3.3	4.9	3.7	3.6	4.6	-	northeast	1.0
2011/4/3 20:10	4.5	3.3	4.9	3.7	3.6	4.6	-	north-northeast	2.0
2011/4/3 20:20	4.5	3.3	4.9	3.7	3.6	4.6	-	north-northeast	1.8
2011/4/3 20:30	4.5	3.2	4.9	3.7	3.6	4.6	-	north-northeast	2.8

Monitoring data at Fukushima Daini Nuclear Power Station

Newly added data
 Data in which values have been changed

Data in which the number of significant figures has been changed
 (November 19 ,2012)

Date	(unit: $\mu\text{Sv/h}$)							(unit: m/s)	
	MP-1	MP-2	MP-3	MP-4	MP-5	MP-6	MP-7	Wind Direction	Wind Velocity
2011/4/3 20:40	4.5	3.3	4.9	3.7	3.6	4.6	-	north-northeast	4.1
2011/4/3 20:50	4.5	3.3	4.9	3.7	3.6	4.6	-	north	4.7
2011/4/3 21:00	4.5	3.3	4.9	3.7	3.6	4.6	-	north	3.8
2011/4/3 21:10	4.5	3.3	4.9	3.7	3.6	4.6	-	north	3.0
2011/4/3 21:20	4.5	3.3	4.9	3.7	3.6	4.6	-	north	1.9
2011/4/3 21:30	4.5	3.3	4.9	3.7	3.6	4.6	-	northeast	1.5
2011/4/3 21:40	4.5	3.3	4.9	3.7	3.6	4.6	-	north	3.7
2011/4/3 21:50	4.5	3.3	4.9	3.7	3.6	4.6	-	north	3.3
2011/4/3 22:00	4.5	3.3	4.9	3.7	3.6	4.6	-	north	3.5
2011/4/3 22:10	4.5	3.2	4.9	3.7	3.6	4.6	-	north-northeast	2.5
2011/4/3 22:20	4.5	3.3	4.9	3.7	3.6	4.6	-	north-northeast	3.2
2011/4/3 22:30	4.5	3.3	4.9	3.7	3.6	4.6	-	north-northeast	3.4
2011/4/3 22:40	4.5	3.3	4.9	3.8	3.7	4.6	-	north-northeast	3.1
2011/4/3 22:50	4.5	3.3	4.9	3.8	3.7	4.7	-	north-northeast	3.0
2011/4/3 23:00	4.5	3.3	4.8	3.7	3.6	4.6	-	north-northeast	3.0
2011/4/3 23:10	4.5	3.2	4.8	3.7	3.6	4.6	-	north	3.2
2011/4/3 23:20	4.5	3.3	4.9	3.7	3.6	4.6	-	north	2.2
2011/4/3 23:30	4.5	3.3	4.8	3.7	3.6	4.6	-	north-northeast	1.6
2011/4/3 23:40	4.5	3.3	4.8	3.7	3.6	4.6	-	north	1.6
2011/4/3 23:50	4.5	3.2	4.8	3.7	3.6	4.6	-	north-northeast	1.7