

Monitoring data at Fukushima Daini Nuclear Power Station


Newly added data
Data in which values have been changed


Data in which the number of significant figures has been changed


(November 19 ,2012)

Date	(unit: $\mu\text{Sv/h}$)							(unit: m/s)	
	MP-1	MP-2	MP-3	MP-4	MP-5	MP-6	MP-7	Wind Direction	Wind Velocity
2011/4/6 0:00	4.0	3.0	4.4	3.3	3.3	3.2	-	east	1.1
2011/4/6 0:10	4.0	2.9	4.4	3.3	3.2	3.2	-	east	0.6
2011/4/6 0:20	4.0	2.9	4.4	3.3	3.3	3.2	-	east-southeast	0.6
2011/4/6 0:30	4.0	2.9	4.4	3.3	3.2	3.2	-	south-southeast	0.1
2011/4/6 0:40	4.0	2.9	4.4	3.3	3.2	3.2	-	east-northeast	0.8
2011/4/6 0:50	4.0	2.9	4.4	3.3	3.2	3.2	-	east	0.7
2011/4/6 1:00	4.0	2.9	4.4	3.3	3.2	3.2	-	east-northeast	0.5
2011/4/6 1:10	4.0	2.9	4.4	3.3	3.2	3.2	-	east-southeast	0.6
2011/4/6 1:20	4.0	2.9	4.4	3.3	3.2	3.2	-	south-southwes	0.8
2011/4/6 1:30	4.0	2.9	4.4	3.3	3.2	3.2	-	southwes	0.9
2011/4/6 1:40	4.0	2.9	4.3	3.3	3.2	3.2	-	southeast	0.2
2011/4/6 1:50	4.0	2.9	4.3	3.3	3.2	3.2	-	southeast	0.6
2011/4/6 2:00	4.0	2.9	4.4	3.3	3.2	3.2	-	south	1.4
2011/4/6 2:10	4.0	3.0	4.4	3.3	3.2	3.2	-	south-southeast	0.7
2011/4/6 2:20	4.0	2.9	4.4	3.3	3.2	3.2	-	east-southeast	1.1
2011/4/6 2:30	4.0	2.9	4.3	3.3	3.2	3.2	-	east	1.4
2011/4/6 2:40	4.0	2.9	4.3	3.3	3.2	3.2	-	east-southeast	0.7
2011/4/6 2:50	4.0	2.9	4.4	3.3	3.2	3.2	-	south-southeast	0.9
2011/4/6 3:00	4.0	2.9	4.3	3.3	3.2	3.2	-	southeast	0.2
2011/4/6 3:10	4.0	2.9	4.4	3.3	3.2	3.2	-	east	1.4
2011/4/6 3:20	4.0	2.9	4.3	3.3	3.2	3.2	-	east	1.5
2011/4/6 3:30	4.0	2.9	4.3	3.3	3.2	3.2	-	east-southeast	1.3
2011/4/6 3:40	4.0	2.9	4.3	3.3	3.2	3.2	-	east	1.5
2011/4/6 3:50	4.0	2.9	4.3	3.3	3.2	3.2	-	east-southeast	1.1
2011/4/6 4:00	4.0	2.9	4.3	3.3	3.2	3.2	-	southeast	1.0
2011/4/6 4:10	4.0	2.9	4.3	3.3	3.2	3.2	-	south	1.4
2011/4/6 4:20	4.0	2.9	4.3	3.3	3.2	3.2	-	south-southeast	0.8
2011/4/6 4:30	4.0	2.8	4.6	3.6	3.3	3.1	-	south-southwes	1.2
2011/4/6 4:40	4.0	2.9	4.3	3.3	3.2	3.2	-	south-southwes	1.7
2011/4/6 4:50	4.0	2.9	4.3	3.3	3.2	3.2	-	southwes	1.8
2011/4/6 5:00	4.0	2.9	4.3	3.3	3.2	3.2	-	west-southwes	1.6
2011/4/6 5:10	4.0	2.9	4.3	3.3	3.2	3.2	-	southwes	1.0
2011/4/6 5:20	4.0	2.9	4.3	3.3	3.2	3.2	-	west-southwes	1.2
2011/4/6 5:30	4.0	2.9	4.3	3.3	3.2	3.2	-	west-southwes	1.0
2011/4/6 5:40	4.0	2.9	4.3	3.3	3.2	3.2	-	southwes	1.6
2011/4/6 5:50	4.0	2.9	4.3	3.3	3.2	3.2	-	southwes	1.6
2011/4/6 6:00	4.0	2.9	4.3	3.3	3.2	3.2	-	southwes	1.3
2011/4/6 6:10	4.0	2.9	4.3	3.3	3.2	3.2	-	southwes	1.7
2011/4/6 6:20	4.0	2.9	4.3	3.3	3.2	3.2	-	west-southwes	0.9

Monitoring data at Fukushima Daini Nuclear Power Station

 Newly added data

 Data in which values have been changed

 Data in which the number of significant figures has been changed

(November 19, 2012)

Date	(unit: $\mu\text{Sv/h}$)							(unit: m/s)	
	MP-1	MP-2	MP-3	MP-4	MP-5	MP-6	MP-7	Wind Direction	Wind Velocity
2011/4/6 6:30	4.0	2.9	4.3	3.3	3.2	3.2	-	northwest	0.3
2011/4/6 6:40	4.0	2.9	4.3	3.3	3.2	3.2	-	north	0.3
2011/4/6 6:50	4.0	2.9	4.3	3.3	3.2	3.2	-	north-northwest	0.5
2011/4/6 7:00	4.0	2.9	4.3	3.3	3.2	3.2	-	north-northwest	0.2
2011/4/6 7:10	4.0	2.9	4.3	3.3	3.2	3.2	-	north-northeast	0.8
2011/4/6 7:20	4.0	2.9	4.3	3.3	3.2	3.2	-	north-northeast	0.7
2011/4/6 7:30	4.0	2.9	4.3	3.3	3.2	3.2	-	north-northwest	0.5
2011/4/6 7:40	4.0	2.9	4.3	3.3	3.2	3.2	-	west-southwest	0.5
2011/4/6 7:50	4.0	3.0	4.3	3.3	3.2	3.2	-	south-southwest	1.1
2011/4/6 8:00	4.0	3.0	4.4	3.3	3.2	3.2	-	northeast	1.0
2011/4/6 8:10	4.0	3.0	4.4	3.3	3.3	3.3	-	northeast	1.8
2011/4/6 8:20	4.0	3.0	4.4	3.3	3.3	3.3	-	northeast	0.4
2011/4/6 8:30	4.0	3.0	4.3	3.3	3.2	3.3	-	east-northeast	0.3
2011/4/6 8:40	4.0	3.0	4.3	3.3	3.2	3.3	-	southwest	0.4
2011/4/6 8:50	4.0	3.0	4.3	3.3	3.3	3.3	-	northeast	0.7
2011/4/6 9:00	4.0	2.9	4.3	3.3	3.3	3.3	-	north-northwest	0.0
2011/4/6 9:10	4.0	2.9	4.3	3.3	3.2	3.3	-	east-southeast	1.5
2011/4/6 9:20	4.0	2.9	4.3	3.3	3.2	3.2	-	east-southeast	2.5
2011/4/6 9:30	4.0	2.9	4.3	3.3	3.2	3.2	-	southeast	2.0
2011/4/6 9:40	4.0	2.9	4.3	3.3	3.2	3.2	-	south-southeast	2.0
2011/4/6 9:50	4.0	2.9	4.3	3.3	3.2	3.2	-	southeast	2.3
2011/4/6 10:00	4.0	2.9	4.3	3.3	3.2	3.2	-	southeast	2.7
2011/4/6 10:10	4.0	2.9	4.3	3.3	3.2	3.2	-	southeast	3.3
2011/4/6 10:20	4.0	2.9	4.3	3.3	3.2	3.2	-	southeast	2.7
2011/4/6 10:30	4.0	2.9	4.3	3.3	3.2	3.2	-	southeast	1.4
2011/4/6 10:40	4.0	2.9	4.3	3.3	3.2	3.2	-	south-southeast	2.0
2011/4/6 10:50	4.0	2.9	4.3	3.3	3.2	3.2	-	south-southeast	3.3
2011/4/6 11:00	4.0	2.9	4.3	3.3	3.2	3.2	-	south-southeast	3.1
2011/4/6 11:10	4.0	2.9	4.3	3.3	3.2	3.2	-	south	3.3
2011/4/6 11:20	4.0	2.9	4.3	3.3	3.2	3.2	-	south-southeast	3.5
2011/4/6 11:30	4.0	2.9	4.3	3.3	3.2	3.2	-	south	3.9
2011/4/6 11:40	4.0	2.9	4.3	3.3	3.2	3.2	-	south	3.7
2011/4/6 11:50	4.0	2.9	4.3	3.3	3.2	3.2	-	south	4.1
2011/4/6 12:00	4.0	2.9	4.3	3.3	3.2	3.2	2.32	south	4.7
2011/4/6 12:10	4.0	2.9	4.3	3.3	3.2	3.2	-	south	3.8
2011/4/6 12:20	4.0	2.9	4.3	3.3	3.2	3.2	-	south	3.7
2011/4/6 12:30	4.0	2.9	4.3	3.3	3.2	3.2	-	south	4.2
2011/4/6 12:40	4.0	2.9	4.3	3.3	3.2	3.2	-	south	5.0
2011/4/6 12:50	4.0	2.9	4.3	3.3	3.2	3.2	-	south	4.1
2011/4/6 13:00	4.0	2.9	4.3	3.3	3.2	3.2	-	south	5.0
2011/4/6 13:10	4.0	2.9	4.3	3.3	3.2	3.2	-	south	6.8
2011/4/6 13:20	4.0	2.9	4.3	3.3	3.2	3.2	-	south	6.8

Monitoring data at Fukushima Daini Nuclear Power Station


Newly added data
Data in which values have been changed


Data in which the number of significant figures has been changed


(November 19 ,2012)

Date	(unit: $\mu\text{Sv/h}$)							(unit: m/s)	
	MP-1	MP-2	MP-3	MP-4	MP-5	MP-6	MP-7	Wind Direction	Wind Velocity
2011/4/6 13:30	4.0	2.9	4.3	3.3	3.2	3.2	-	south	7.1
2011/4/6 13:40	4.0	2.9	4.3	3.3	3.2	3.2	-	south	7.3
2011/4/6 13:50	4.0	2.9	4.3	3.3	3.2	3.2	-	south	6.5
2011/4/6 14:00	4.0	2.9	4.3	3.3	3.2	3.2	-	south	7.8
2011/4/6 14:10	4.0	2.9	4.3	3.3	3.2	3.2	-	south	8.2
2011/4/6 14:20	4.0	2.9	4.3	3.3	3.2	3.2	-	south	9.3
2011/4/6 14:30	4.0	2.9	4.3	3.3	3.2	3.2	-	south	7.7
2011/4/6 14:40	4.0	2.9	4.3	3.3	3.2	3.2	-	south	8.4
2011/4/6 14:50	4.0	2.9	4.3	3.2	3.2	3.2	-	south	7.4
2011/4/6 15:00	3.9	2.9	4.2	3.3	3.2	3.2	-	south	8.2
2011/4/6 15:10	3.9	2.9	4.2	3.2	3.2	3.2	-	south-southeast	8.2
2011/4/6 15:20	3.9	2.9	4.2	3.2	3.2	3.2	-	south-southeast	8.5
2011/4/6 15:30	3.9	2.9	4.3	3.2	3.2	3.2	-	south	8.8
2011/4/6 15:40	3.9	2.9	4.2	3.2	3.2	3.2	-	south	6.9
2011/4/6 15:50	3.9	2.9	4.3	3.2	3.2	3.2	-	south-southeast	6.8
2011/4/6 16:00	3.9	2.9	4.2	3.2	3.2	3.2	-	south-southeast	7.4
2011/4/6 16:10	3.9	2.9	4.2	3.2	3.1	3.2	-	south-southeast	6.7
2011/4/6 16:20	3.9	2.9	4.2	3.2	3.1	3.2	-	south-southeast	6.3
2011/4/6 16:30	3.9	2.8	4.2	3.2	3.1	3.2	-	south-southeast	6.1
2011/4/6 16:40	3.9	2.9	4.2	3.2	3.1	3.2	-	south-southeast	9.5
2011/4/6 16:50	3.9	2.9	4.2	3.2	3.1	3.2	-	south-southeast	10.1
2011/4/6 17:00	3.9	2.9	4.2	3.2	3.1	3.2	-	south	8.8
2011/4/6 17:10	3.9	2.9	4.2	3.2	3.1	3.2	-	south	8.9
2011/4/6 17:20	3.9	2.9	4.2	3.2	3.1	3.1	-	south	10.3
2011/4/6 17:30	3.9	2.8	4.2	3.2	3.1	3.1	-	south	8.9
2011/4/6 17:40	3.9	2.9	4.2	3.2	3.1	3.1	-	south	8.8
2011/4/6 17:50	3.9	2.8	4.2	3.2	3.1	3.1	-	south	10.1
2011/4/6 18:00	3.9	2.8	4.2	3.2	3.1	3.1	-	south	9.8
2011/4/6 18:10	3.9	2.8	4.2	3.2	3.1	3.1	-	south	10.1
2011/4/6 18:20	3.9	2.8	4.2	3.2	3.1	3.1	-	south	9.9
2011/4/6 18:30	3.9	2.8	4.2	3.2	3.1	3.1	-	south	10.2
2011/4/6 18:40	3.9	2.8	4.2	3.2	3.1	3.1	-	south	9.3
2011/4/6 18:50	3.9	2.8	4.2	3.2	3.2	3.1	-	south	7.4
2011/4/6 19:00	3.9	2.8	4.2	3.2	3.1	3.1	-	south	7.0
2011/4/6 19:10	3.9	2.8	4.2	3.2	3.1	3.1	-	south-southwes	6.9
2011/4/6 19:20	3.9	2.8	4.2	3.2	3.1	3.1	-	south-southwes	7.4
2011/4/6 19:30	3.9	2.8	4.2	3.2	3.1	3.1	-	south-southwes	7.1
2011/4/6 19:40	3.9	2.8	4.2	3.2	3.1	3.1	-	south	6.3
2011/4/6 19:50	3.9	2.8	4.2	3.2	3.1	3.1	-	south	4.7
2011/4/6 20:00	3.9	2.8	4.2	3.2	3.1	3.1	-	south	4.8
2011/4/6 20:10	3.9	2.8	4.2	3.2	3.1	3.1	-	south-southwes	5.1
2011/4/6 20:20	3.9	2.8	4.2	3.2	3.1	3.1	-	south	4.4
2011/4/6 20:30	3.9	2.8	4.2	3.2	3.1	3.1	-	south-southwes	3.9

Monitoring data at Fukushima Daini Nuclear Power Station

 Newly added data

 Data in which values have been changed

 Data in which the number of significant figures has been changed

(November 19, 2012)

Date	(unit: $\mu\text{Sv/h}$)							(unit: m/s)	
	MP-1	MP-2	MP-3	MP-4	MP-5	MP-6	MP-7	Wind Direction	Wind Velocity
2011/4/6 20:40	3.9	2.8	4.2	3.2	3.1	3.1	-	south-southwes	4.5
2011/4/6 20:50	3.9	2.8	4.2	3.2	3.1	3.1	-	south-southwes	4.8
2011/4/6 21:00	3.9	2.8	4.2	3.2	3.1	3.1	-	south-southwes	4.2
2011/4/6 21:10	3.9	2.8	4.2	3.2	3.1	3.1	-	south-southwes	3.6
2011/4/6 21:20	3.9	2.8	4.2	3.2	3.1	3.1	-	southwes	5.6
2011/4/6 21:30	3.9	2.8	4.2	3.2	3.1	3.1	-	southwes	6.3
2011/4/6 21:40	3.9	2.8	4.2	3.2	3.1	3.1	-	southwes	5.3
2011/4/6 21:50	3.9	2.8	4.2	3.2	3.1	3.1	-	southwes	6.0
2011/4/6 22:00	3.9	2.8	4.2	3.2	3.1	3.1	-	southwes	4.9
2011/4/6 22:10	3.9	2.8	4.2	3.2	3.1	3.1	-	southwes	2.2
2011/4/6 22:20	3.9	2.8	4.2	3.2	3.1	3.1	-	southwes	4.1
2011/4/6 22:30	3.9	2.8	4.2	3.2	3.1	3.1	-	southwes	3.8
2011/4/6 22:40	3.9	2.8	4.2	3.2	3.1	3.1	-	south-southwes	4.7
2011/4/6 22:50	3.9	2.8	4.2	3.2	3.1	3.1	-	south-southwes	5.5
2011/4/6 23:00	3.8	2.8	4.2	3.2	3.1	3.1	-	south-southwes	5.2
2011/4/6 23:10	3.9	2.8	4.2	3.2	3.1	3.1	-	southwes	4.2
2011/4/6 23:20	3.9	2.8	4.2	3.2	3.1	3.1	-	southwes	4.4
2011/4/6 23:30	3.9	2.8	4.2	3.2	3.1	3.1	-	south-southwes	4.7
2011/4/6 23:40	3.9	2.8	4.2	3.2	3.1	3.1	-	south-southwes	5.3
2011/4/6 23:50	3.9	2.8	4.2	3.2	3.1	3.1	-	south-southwes	5.4