



Monitoring data at Fukushima Daini Nuclear Power Station


Newly added data
Data in which values have been changed

Data in which the number of significant figures has been changed
(November 19, 2012)

Date	(unit: $\mu\text{Sv/h}$)							(unit: m/s)	
	MP-1	MP-2	MP-3	MP-4	MP-5	MP-6	MP-7	Wind Direction	Wind Velocity
2011/4/11 0:00	3.3	2.5	3.6	2.8	2.8	2.8	-	south-southwes	10.2
2011/4/11 0:10	3.3	2.5	3.6	2.8	2.8	2.8	-	south-southwes	9.2
2011/4/11 0:20	3.3	2.5	3.6	2.8	2.8	2.8	-	south-southwes	9.7
2011/4/11 0:30	3.3	2.5	3.6	2.8	2.8	2.8	-	south-southwes	7.8
2011/4/11 0:40	3.3	2.5	3.6	2.8	2.8	2.8	-	southwes	5.3
2011/4/11 0:50	3.3	2.5	3.6	2.8	2.8	2.8	-	southwes	4.5
2011/4/11 1:00	3.3	2.5	3.6	2.8	2.8	2.8	-	southwes	6.1
2011/4/11 1:10	3.4	2.5	3.6	2.8	2.8	2.8	-	south-southwes	6.8
2011/4/11 1:20	3.3	2.5	3.6	2.8	2.8	2.8	-	south-southwes	7.4
2011/4/11 1:30	3.3	2.5	3.6	2.8	2.8	2.8	-	south-southwes	6.3
2011/4/11 1:40	3.3	2.5	3.6	2.8	2.8	2.8	-	south-southwes	6.6
2011/4/11 1:50	3.3	2.5	3.6	2.8	2.8	2.8	-	south-southwes	6.3
2011/4/11 2:00	3.3	2.5	3.6	2.8	2.8	2.8	-	south-southwes	6.2
2011/4/11 2:10	3.3	2.5	3.6	2.8	2.8	2.8	-	south-southwes	4.7
2011/4/11 2:20	3.3	2.5	3.6	2.8	2.8	2.8	-	south-southwes	4.4
2011/4/11 2:30	3.3	2.5	3.6	2.8	2.8	2.8	-	southwes	2.5
2011/4/11 2:40	3.3	2.5	3.6	2.8	2.8	2.8	-	south-southwes	3.2
2011/4/11 2:50	3.3	2.5	3.6	2.8	2.8	2.8	-	south-southwes	3.2
2011/4/11 3:00	3.3	2.5	3.6	2.8	2.8	2.8	-	south-southwes	3.3
2011/4/11 3:10	3.3	2.5	3.6	2.8	2.8	2.8	-	south-southwes	3.0
2011/4/11 3:20	3.3	2.5	3.6	2.8	2.8	2.8	-	south	2.2
2011/4/11 3:30	3.3	2.5	3.6	2.8	2.8	2.8	-	south-southwes	4.1
2011/4/11 3:40	3.3	2.5	3.6	2.8	2.8	2.8	-	south	4.4
2011/4/11 3:50	3.3	2.5	3.6	2.8	2.8	2.8	-	south-southwes	4.4
2011/4/11 4:00	3.3	2.5	3.6	2.8	2.8	2.8	-	south-southwes	4.0
2011/4/11 4:10	3.3	2.5	3.6	2.8	2.8	2.8	-	south-southwes	4.7
2011/4/11 4:20	3.3	2.5	3.6	2.8	2.8	2.8	-	south-southwes	5.5
2011/4/11 4:30	3.3	2.5	3.6	2.8	2.8	2.8	-	south-southwes	6.0
2011/4/11 4:40	3.3	2.5	3.6	2.8	2.8	2.8	-	south-southwes	5.6
2011/4/11 4:50	3.3	2.5	3.6	2.8	2.8	2.8	-	south-southwes	5.0
2011/4/11 5:00	3.3	2.5	3.6	2.8	2.8	2.8	-	south-southwes	5.4
2011/4/11 5:10	3.3	2.5	3.6	2.8	2.8	2.8	-	south-southwes	6.4

Monitoring data at Fukushima Daini Nuclear Power Station


 Newly added data
 Data in which values have been changed


 Data in which the number of significant figures has been changed


(November 19, 2012)

Date	(unit: $\mu\text{Sv/h}$)							(unit: m/s)	
	MP-1	MP-2	MP-3	MP-4	MP-5	MP-6	MP-7	Wind Direction	Wind Velocity
2011/4/11 5:20	3.3	2.5	3.6	2.8	2.8	2.8	-	south-southwes	6.7
2011/4/11 5:30	3.3	2.5	3.6	2.8	2.8	2.8	-	south-southwes	7.3
2011/4/11 5:40	3.3	2.5	3.6	2.8	2.8	2.7	-	south-southwes	8.6
2011/4/11 5:50	3.3	2.5	3.5	2.8	2.8	2.8	-	southwes	7.8
2011/4/11 6:00	3.3	2.5	3.6	2.8	2.8	2.7	-	southwes	7.5
2011/4/11 6:10	3.3	2.5	3.5	2.8	2.8	2.7	-	southwes	5.1
2011/4/11 6:20	3.3	2.5	3.6	2.8	2.8	2.8	-	southwes	5.4
2011/4/11 6:30	3.3	2.5	3.6	2.8	2.8	2.7	-	southwes	6.0
2011/4/11 6:40	3.3	2.5	3.6	2.8	2.8	2.8	-	southwes	6.4
2011/4/11 6:50	3.3	2.5	3.5	2.8	2.8	2.8	-	west-southwes	2.9
2011/4/11 7:00	3.3	2.5	3.5	2.8	2.8	2.7	-	west-southwes	2.2
2011/4/11 7:10	3.3	2.5	3.6	2.8	2.8	2.8	-	southwes	2.9
2011/4/11 7:20	3.3	2.5	3.6	2.8	2.8	2.8	-	southwes	3.0
2011/4/11 7:30	3.3	2.5	3.6	2.8	2.8	2.8	-	southwes	3.5
2011/4/11 7:40	3.3	2.5	3.6	2.8	2.8	2.8	-	southwes	3.0
2011/4/11 7:50	3.3	2.5	3.5	2.8	2.8	2.7	-	southwes	1.4
2011/4/11 8:00	3.3	2.5	3.6	2.8	2.8	2.7	-	southwes	1.3
2011/4/11 8:10	3.3	2.5	3.6	2.8	2.8	2.8	-	south-southwes	1.2
2011/4/11 8:20	3.3	2.5	3.5	2.8	2.8	2.7	-	south-southwes	1.8
2011/4/11 8:30	3.3	2.5	3.6	2.8	2.8	2.8	-	south-southwes	1.6
2011/4/11 8:40	3.3	2.5	3.6	2.8	2.8	2.8	-	east-southeast	0.4
2011/4/11 8:50	3.3	2.5	3.6	2.8	2.8	2.7	-	south	0.7
2011/4/11 9:00	3.3	2.5	3.5	2.8	2.8	2.7	-	south	0.9
2011/4/11 9:10	3.3	2.5	3.6	2.8	2.8	2.7	-	east-northeast	1.6
2011/4/11 9:20	3.3	2.5	3.5	2.8	2.8	2.8	-	east-northeast	2.9
2011/4/11 9:30	3.3	2.5	3.6	2.8	2.8	2.7	-	east-northeast	2.7
2011/4/11 9:40	3.3	2.5	3.5	2.8	2.8	2.8	-	east	3.4
2011/4/11 9:50	3.3	2.5	3.6	2.8	2.8	2.8	-	southeast	3.0
2011/4/11 10:00	3.3	2.5	3.5	2.8	2.8	2.7	-	southeast	3.0
2011/4/11 10:10	3.3	2.5	3.5	2.8	2.8	2.8	-	south-southeast	3.4
2011/4/11 10:20	3.3	2.5	3.5	2.8	2.8	2.8	-	south	5.3
2011/4/11 10:30	3.3	2.5	3.5	2.8	2.8	2.8	-	south-southeast	4.9
2011/4/11 10:40	3.3	2.5	3.6	2.8	2.8	2.8	-	southeast	3.2
2011/4/11 10:50	3.3	2.5	3.5	2.8	2.8	2.7	-	southeast	1.9
2011/4/11 11:00	3.3	2.5	3.5	2.8	2.8	2.7	-	southeast	2.2
2011/4/11 11:10	3.3	2.5	3.5	2.8	2.8	2.7	-	south	5.3
2011/4/11 11:20	3.3	2.5	3.5	2.8	2.8	2.8	-	south	6.3
2011/4/11 11:30	3.3	2.5	3.5	2.8	2.8	2.7	-	south	6.2
2011/4/11 11:40	3.3	2.5	3.5	2.8	2.8	2.8	-	south	4.5
2011/4/11 11:50	3.3	2.5	3.5	2.8	2.8	2.8	-	south-southeast	4.1
2011/4/11 12:00	3.3	2.5	3.5	2.8	2.8	2.8	-	south-southeast	4.4

Monitoring data at Fukushima Daini Nuclear Power Station

 Newly added data


 Data in which values have been changed


 Data in which the number of significant figures has been changed


(November 19, 2012)

Date	(unit: $\mu\text{Sv/h}$)							(unit: m/s)	
	MP-1	MP-2	MP-3	MP-4	MP-5	MP-6	MP-7	Wind Direction	Wind Velocity
2011/4/11 12:10	3.3	2.5	3.5	2.8	2.8	2.8	-	south-southeast	3.5
2011/4/11 12:20	3.3	2.5	3.5	2.8	2.8	2.7	-	south-southeast	2.6
2011/4/11 12:30	3.3	2.5	3.5	2.8	2.8	2.7	-	north-northeast	6.8
2011/4/11 12:40	3.3	2.5	3.5	2.8	2.8	2.8	-	north-northeast	6.8
2011/4/11 12:50	3.3	2.5	3.5	2.8	2.8	2.7	-	north-northeast	8.3
2011/4/11 13:00	3.3	2.5	3.5	2.8	2.8	2.7	-	north-northeast	9.1
2011/4/11 13:10	3.3	2.5	3.5	2.8	2.8	2.7	-	north-northeast	5.7
2011/4/11 13:20	3.3	2.5	3.5	2.8	2.8	2.8	-	north	5.8
2011/4/11 13:30	3.3	2.5	3.5	2.8	2.8	2.7	-	north-northeast	5.1
2011/4/11 13:40	3.3	2.5	3.5	2.8	2.8	2.8	-	north-northeast	6.1
2011/4/11 13:50	3.3	2.5	3.5	2.8	2.8	2.7	-	north-northeast	3.8
2011/4/11 14:00	3.3	2.5	3.5	2.8	2.8	2.7	-	north-northeast	6.0
2011/4/11 14:10	3.3	2.5	3.5	2.8	2.8	2.7	-	north	4.0
2011/4/11 14:20	3.3	2.5	3.5	2.8	2.8	2.7	-	north	6.3
2011/4/11 14:30	3.3	2.5	3.5	2.8	2.8	2.7	-	north	4.2
2011/4/11 14:40	3.3	2.5	3.5	2.8	2.8	2.7	-	north	5.5
2011/4/11 14:50	3.3	2.5	3.5	2.8	2.7	2.7	-	north-northwest	3.3
2011/4/11 15:00	3.3	2.5	3.5	2.8	2.7	2.7	-	north	2.0
2011/4/11 15:10	3.3	2.5	3.5	2.8	2.7	2.7	-	north-northwest	2.2
2011/4/11 15:20	3.3	2.5	3.5	2.7	2.7	2.7	-	north	4.0
2011/4/11 15:30	3.3	2.5	3.5	2.7	2.7	2.7	-	north-northwest	3.0
2011/4/11 15:40	3.3	2.5	3.5	2.8	2.7	2.7	-	north-northwest	5.5
2011/4/11 15:50	3.3	2.4	3.5	2.8	2.8	2.7	-	north-northwest	8.5
2011/4/11 16:00	3.2	2.5	3.5	2.7	2.8	2.7	-	north-northwest	9.2
2011/4/11 16:10	3.3	2.4	3.5	2.7	2.8	2.7	-	north-northwest	10.0
2011/4/11 16:20	3.2	2.4	3.5	2.7	2.7	2.7	-	north-northwest	9.6
2011/4/11 16:30	3.2	2.4	3.5	2.7	2.7	2.7	-	north-northwest	8.8
2011/4/11 16:40	3.2	2.4	3.5	2.7	2.7	2.7	-	north-northwest	7.2
2011/4/11 16:50	3.2	2.4	3.5	2.7	2.7	2.7	-	north	8.8
2011/4/11 17:00	3.2	2.4	3.5	2.7	2.7	2.7	-	north	9.6
2011/4/11 17:10	3.2	2.4	3.5	2.7	2.7	2.7	-	north	8.7
2011/4/11 17:20	3.2	2.4	3.5	2.7	2.7	2.7	-	north	9.3
2011/4/11 17:30	3.2	2.4	3.5	2.7	2.7	2.7	-	north	9.0
2011/4/11 17:40	3.2	2.4	3.5	2.7	2.7	2.7	-	north	9.2
2011/4/11 17:50	3.2	2.4	3.5	2.7	2.7	2.6	-	north	8.1
2011/4/11 18:00	3.2	2.4	3.5	2.7	2.7	2.6	-	west-southwest	5.3

Monitoring data at Fukushima Daini Nuclear Power Station

 Newly added data

 Data in which values have been changed

 Data in which the number of significant figures has been changed

(November 19, 2012)

Date	(unit: $\mu\text{Sv/h}$)							(unit: m/s)	
	MP-1	MP-2	MP-3	MP-4	MP-5	MP-6	MP-7	Wind Direction	Wind Velocity
2011/4/11 18:10	3.2	2.4	3.4	2.7	2.7	2.6	-	west	2.3
2011/4/11 18:20	3.2	2.4	3.4	2.7	2.7	2.6	-	northeast	18.0
2011/4/11 18:30	3.2	2.4	3.4	2.7	2.7	2.6	-	northwest	8.5
2011/4/11 18:40	3.2	2.3	3.4	2.7	2.7	2.6	-	north-northeast	28.4
2011/4/11 18:50	3.2	2.4	3.4	2.7	2.7	2.6	-	north-northwest	9.1
2011/4/11 19:00	3.2	2.4	3.4	2.7	2.7	2.6	-	north	10.3
2011/4/11 19:10	3.2	2.4	3.4	2.7	2.7	2.6	-	north-northwest	9.5
2011/4/11 19:20	3.2	2.4	3.4	2.7	2.7	2.6	-	north	10.3
2011/4/11 19:30	3.2	2.4	3.4	2.7	2.7	2.6	-	north	9.3
2011/4/11 19:40	3.2	2.4	3.4	2.7	2.7	2.6	-	north	9.2
2011/4/11 19:50	3.2	2.4	3.4	2.7	2.7	2.6	-	north	9.5
2011/4/11 20:00	3.2	2.4	3.4	2.7	2.7	2.6	-	north	9.0
2011/4/11 20:10	3.2	2.4	3.4	2.7	2.7	2.6	-	north	9.5
2011/4/11 20:20	3.2	2.4	3.4	2.7	2.7	2.6	-	north	10.6
2011/4/11 20:30	3.2	2.4	3.4	2.7	2.7	2.6	-	north	9.8
2011/4/11 20:40	3.2	2.4	3.4	2.7	2.7	2.6	-	north	8.7
2011/4/11 20:50	3.2	2.4	3.4	2.7	2.7	2.6	-	north	9.6
2011/4/11 21:00	3.2	2.3	3.4	2.7	2.7	2.6	-	north	10.2
2011/4/11 21:10	3.2	2.4	3.4	2.7	2.7	2.6	-	north	9.6
2011/4/11 21:20	3.2	2.3	3.4	2.7	2.7	2.6	-	north	10.2
2011/4/11 21:30	3.2	2.4	3.4	2.7	2.7	2.6	-	north	8.8
2011/4/11 21:40	3.2	2.4	3.4	2.7	2.7	2.6	-	north	8.5
2011/4/11 21:50	3.2	2.3	3.4	2.7	2.7	2.6	-	north	7.4
2011/4/11 22:00	3.2	2.3	3.4	2.7	2.7	2.6	-	north	6.6
2011/4/11 22:10	3.2	2.3	3.4	2.7	2.7	2.6	-	north	7.7
2011/4/11 22:20	3.2	2.4	3.4	2.7	2.7	2.6	-	north	7.8
2011/4/11 22:30	3.2	2.4	3.4	2.7	2.7	2.6	-	north	8.1
2011/4/11 22:40	3.2	2.4	3.4	2.7	2.7	2.6	-	north	8.2
2011/4/11 22:50	3.2	2.4	3.4	2.7	2.7	2.6	-	north	8.3
2011/4/11 23:00	3.2	2.3	3.4	2.7	2.7	2.6	-	north	7.9
2011/4/11 23:10	3.2	2.3	3.4	2.7	2.7	2.6	-	north	5.9
2011/4/11 23:20	3.2	2.4	3.4	2.7	2.7	2.6	-	north	7.5
2011/4/11 23:30	3.2	2.4	3.4	2.7	2.7	2.6	-	north	6.7
2011/4/11 23:40	3.2	2.3	3.4	2.7	2.7	2.6	-	north	6.0
2011/4/11 23:50	3.2	2.4	3.4	2.7	2.7	2.6	-	north	6.5