

**Situation of storing and treatment of accumulated water including highly concentrated radioactive materials at Fukushima Daiichi Nuclear Power Station
(2nd Release)**

July 6th 2011

Tokyo Electric Power Company

1. Purpose

This document is to report the following matters in accordance with the instruction of “(Instruction) Regarding installment of treatment facility and storing facility of water including highly concentrated radioactive materials at Fukushima Daiichi Nuclear Power Station of the Tokyo Electric Power Company (NISA No. 6, June 8, 2011),” dated June 9.

<Instruction>

Situation of storing and treatment of the contaminated water in the Power Station and future forecast based upon the current situation have to be reported to NISA as soon as the treatment facility starts its operation. Also, subsequently, continued report has to be submitted to NISA once in a week until the treatment of the accumulated water in the Centralized Radiation Waste Treatment Facility is completed.

2. Situation of storing and treatment of accumulated water in the building (actual record)

Stored amount in each unit building (Unit 1 to 4 (including condenser and trench)), and stored and treated amount in the Accumulated Water Storing Facility (including underpass area close to the High Temperature Incinerator Building), and other related data, on July 5, are shown in the Attachment material-1.

3. Future forecast of storing and treatment

(1) Short term forecast

Water transfer is planned so that the level of the accumulated water in the Unit 1 and 2 building and Unit 3 and 4 building will not exceed OP. 4,000, taking the stored amount in the Accumulated Water Storing Facility and the operating situation of the radioactive material treatment equipment into consideration. Water is transferred to the Process Main Building in principle, by securing the enough capacity for accepting accumulated water in the Process Main Building.

Hence, priority for treatment is placed on the accumulated water in the Process Main Building in order to reserve the capacity for accepting the accumulated water in the building.

Stored amount in each unit building (Unit 1 to 4 (including condenser and trench)), and stored

and treated amount in the Accumulated Water Storing Facility (including underpass area close to the High Temperature Incinerator Building), and other related data, forecasted on July 12, are shown in the Attachment material-2.

(2) Middle term forecast

Regarding the accumulated water in the Unit 1 and 2 building and Unit 3 and 4 building, from the viewpoint of reducing the risks of discharging to the ocean and leaking into the groundwater, water transfer is planned with considering the capacity of the Process Main Building, by setting the intermediate target of the accumulated water level in the building at OP. 3,000, for the purpose of keeping enough reserve for the accumulated water level by reaching to OP. 4,000 and keeping the accumulated water level lower than the groundwater level.

Also, treatment of the accumulated water in the Process Main Building is planned taking the situation of installing the middle and low level waste water tanks, and the operation availability and maintenance period of the radioactive material treatment equipment into consideration.

On the other hand, the accumulated water level in the High Temperature Incinerator Building is kept below OP. 4,200, and the transfer is planned when certain amount of store capacity is reserved in the Process Main Building. Treatment of the accumulated water in the High Temperature Incinerator Building is carried out when enough store capacity of the Process Main Building is reserved for accepting the accumulated water in the High Temperature Incinerator Building.

Stored amount in each unit building (Unit 1 to 4 (including condenser and trench)), and storing and treatment situation in the Accumulated Water Storing Facility (including underpass area close to the High Temperature Incinerator Building), forecasted for 3 months, are shown in the Attachment material-3.

Stored amount in each building and the water storage equipment is forecasted to reduce through the transfer and treatment. According to the forecast for 3 months, water level in the building is estimated to decrease to OP. 3,000 in the middle of August or later, supposing that there is no change in the water injection amount and no effect of rainfall, although the forecast could vary in accordance with the operation availability of the radioactive material treatment equipment, or other parameters.

Also, the water treated by the radioactive material treatment equipment can be stored in the middle and low waste water tanks, which are currently being installed.

END

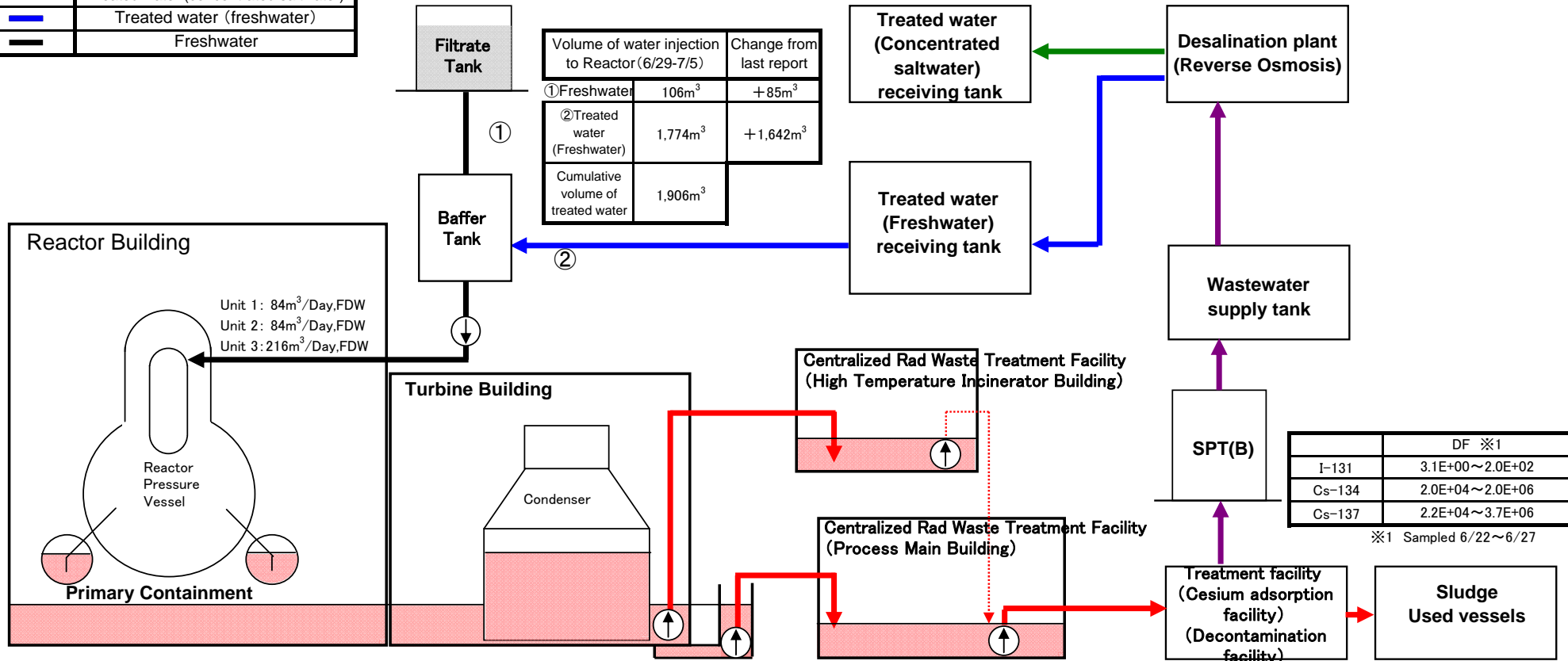
Storage and treatment of high level radioactive accumulated water (July 5, 2011)

Lines	
	High level radioactive water
	Treated water (saltwater)
	Treated water (concentrated saltwater)
	Treated water (freshwater)
	Freshwater

	Stored volume	Change from last report	Storage capacity
Concentrated saltwater receiving	8,143m ³	+4,530m ³	13,000m ³
Freshwater receiving tank	3,671m ³	+1,463m ³	5,000m ³

	Stored volume	Change from last report	Storage capacity
Wastewater supply tank	430m ³	▲423m ³	1,200m ³
SPT(B)	1,092m ³	▲686m ³	3,500m ³

Volume of water injection to Reactor (6/29-7/5)		Change from last report
① Freshwater	106m ³	+85m ³
② Treated water (Freshwater)	1,774m ³	+1,642m ³
Cumulative volume of treated water	1,906m ³	



	Accumulated volume	Change from last report	Water level in Turbine Building	Transfer to
Unit 1	17,010m ³	▲230m ³	OP.4,960	Process Main Building
Unit 2	26,400m ³	▲1,200m ³	OP.3,459	
Unit 3	30,900m ³	▲100m ³	OP.3,723	Process Main Building
Unit 4	23,300m ³	▲300m ³	OP.3,734	
Total	97,610m ³			

Storage facility	Accumulated volume	Change from last report	Water level	Treated volume	Cumulative treated volume	Waste produced	Change from last report	Storage volume
Process Main Building	17,190m ³	▲50m ³	OP.4,861	6,380m ³	13,610m ³	Sludge	109m ³	+51m ³
HTI Building	4,660m ³	+170m ³	OP.3,274			Used vessels	43	+20
Total	21,850m ³			(6/29-7/5)				

SPT(B)		DF ※1
I-131	3.1E+00	~2.0E+02
Cs-134	2.0E+04	~2.0E+06
Cs-137	2.2E+04	~3.7E+06

※1 Sampled 6/22~6/27

Note

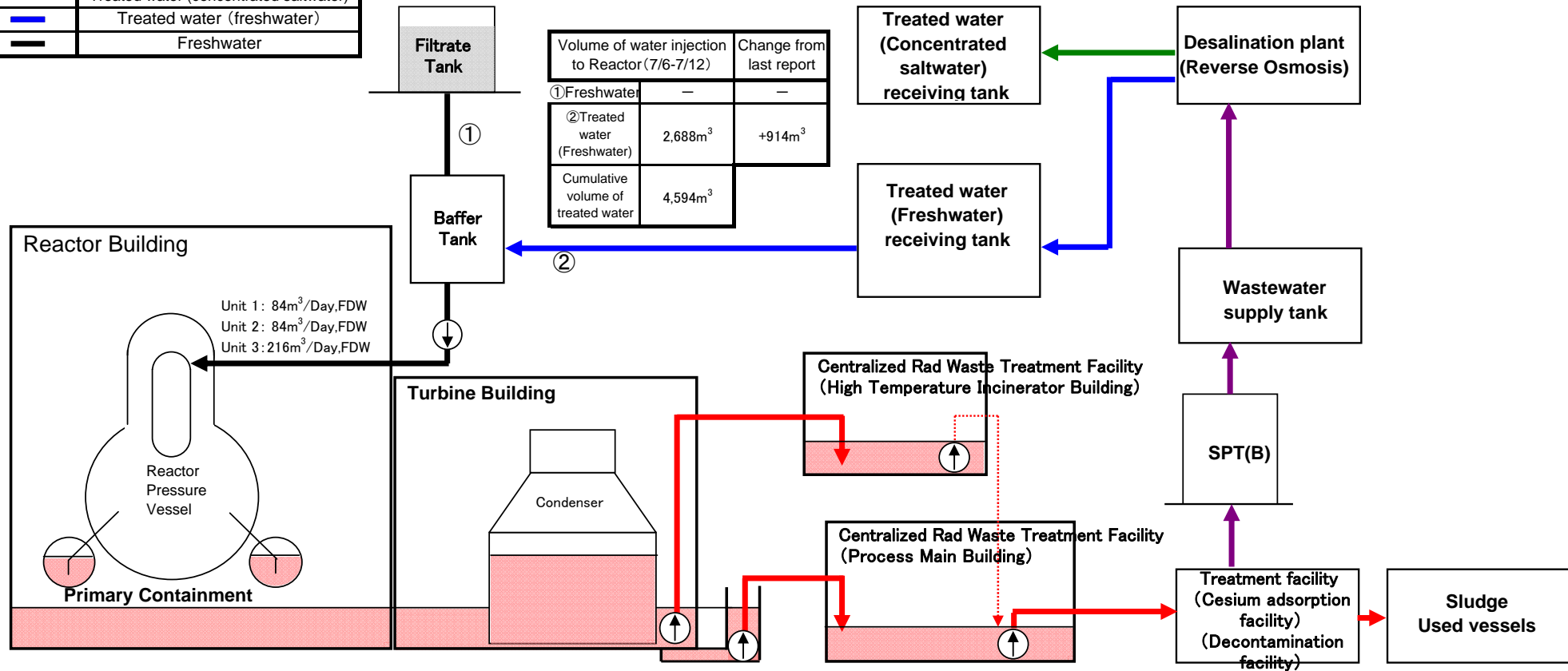
- We continue transfer from Unit 2 and Unit 3 to Process Main Building. (As for Unit 2, we converted the pump system from double operation to single operation, As for Unit 3, we stopped transfer from 9:58 AM on June 28 to 6/30 8:56AM on June 30)
- We changed the injecting water from circulating injecting cooling to the filter tank from 10:59 AM to 1:33 PM, June 29 (we stopped operation of circulating injecting cooling)
- We changed the injecting water from circulating injecting cooling to the filter tank at 7:27 AM, July 1 (we stopped operation of circulating injecting cooling)
- We started operation of circulating injecting cooling which inject treated water by accumulated water treatment system to the reactor via buffer tank at 2:20 PM, July 2. (We started full scale operation at 6:00 PM, July 2)

Storage and treatment of high level radioactive accumulated water (Forecast for July 12, 2011) ^{Attachment-2}

Lines	
	High level radioactive water
	Treated water (saltwater)
	Treated water (concentrated saltwater)
	Treated water (freshwater)
	Freshwater

	Stored volume	Change from now	Storage capacity
Concentrated saltwater receiving	12,175m ³	+4,032m ³	18,000m ³
Freshwater receiving tank	3,671m ³	—	5,000m ³

Volume of water injection to Reactor (7/6-7/12)		Change from last report
① Freshwater	—	—
② Treated water (Freshwater)	2,688m ³	+914m ³
Cumulative volume of treated water	4,594m ³	



	Accumulated volume	Change from now	Water level in Turbine Building	Transfer to
Unit 1	16,980m ³	▲30m ³	OP.3,395	Process Main Building
Unit 2	25,900m ³	▲500m ³	(Unit 2 T/B)	
Unit 3	30,600m ³	▲300m ³	OP.3,682	Process Main Building
Unit 4	23,000m ³	▲300m ³	(Unit 3 T/B)	
Total	96,480m ³			

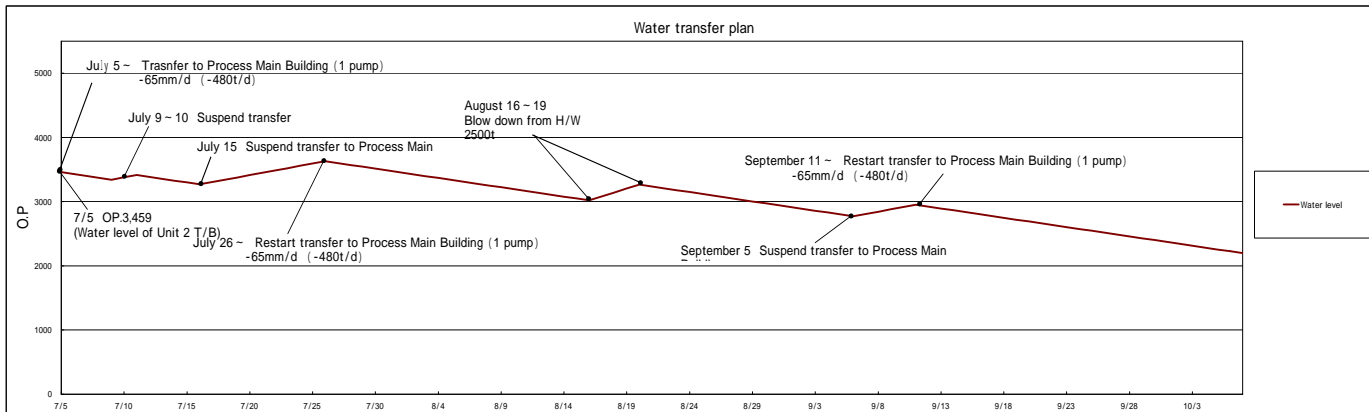
Storage facility	Accumulated volume	Change from now	Water level	Treated volume	Cumulative treated volume	Waste produced		Change from now	Storage volume
						Sludge	Used vessels		
Process Main Building	16,280m ³	▲910m ³	OP.4,624	6,720m ³	20,330m ³	Sludge	163m ³	54m ³	800m ³
HTI Building	4,830m ³	+170m ³	OP.3,414			Used vessels	63本	20本	192本
Total	21,110m ³								

(7/6-7/12)

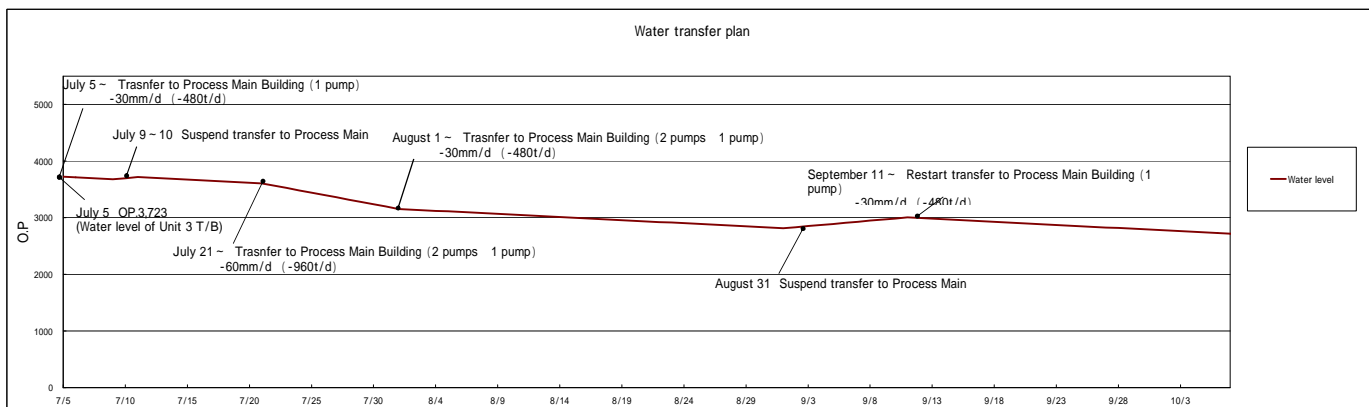
Note

- We plan to transfer from Unit 2 and Unit 3 to Process Main Building
- The capacity factor of the Treatment facility is assumed at 80%

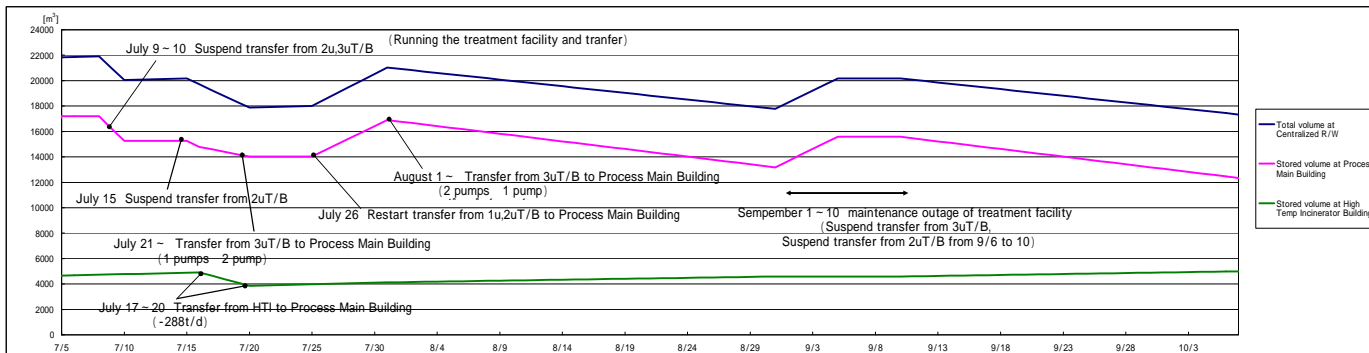
Water level of accumulated water, T/B, Unit 2(mm) (Units 1 & 2 connected)



Water level of accumulated water, T/B, Unit 2(mm) (Units 3 & 4 connected)



Stored volume at Centralized R/W



Capacity of treated water (concentrated saltwater) receiving tank and stored volume of treated water (concentrated)

