

Situation of Storage and Treatment of Accumulated Water including Highly Concentrated Radioactive Materials at Fukushima Daiichi Nuclear Power Station (85th Release)

February 6, 2013
Tokyo Electric Power Company

1. Introduction

This document is to report the following matters in accordance with the instruction of "Installment of treatment facility and storing facility of water including highly concentrated radioactive materials at Fukushima Daiichi Nuclear Power Station of the Tokyo Electric Power Company (Instruction) "(NISA No. 6, June 8, 2011), dated on June 9, 2011.

<Instruction>

TEPCO should report to NISA the situation of storing and treatment of the contaminated water in the Power Station and future forecast based upon the current situation have to be reported to NISA as soon as the treatment facility starts its operation. Also, subsequently, continued report has to be submitted to NISA once a week until the treatment of the accumulated water in the Central Radioactive Waste Treatment Facility is completed.

2. Situation of storing and treatment of accumulated water in the building (actual record)

Stored amounts in each unit building (Units 1 to 4 (including condensers and trenches)), and stored and treated amount in the Accumulated Water Storing Facility (including underpass area close to the High Temperature Incinerator Building), and other related data, as of February 5, are shown in the Attachment -1.

3. Forecast of storing and treatment

(1) Short term forecast

Water transfer is planned so that the levels of the accumulated water in Units 1&2 and Units 3&4 building will be maintained around at the level of OP. 3,000, based on the stored amount in the Accumulated Water Storing Facilities and the operating situation of the radioactive material treatment equipment. Water is transferred to the Process Main Building and/or High Temperature Incinerator Building as Accumulated Water Storing Facilities.

Treatment is implemented considering the situation of storage and transfer of Accumulated Water Storing Facilities.

We assume stored amounts in each unit building (Units 1 to 4 (including condenser and trench)),

and stored and treated amount in the Accumulated Water Storing Facilities (including underpass area close to the High Temperature Incinerator Building), and other related data as of February 12, as shown in Attachment -2.

(2) Middle term forecast

Regarding accumulated water in Unit 1&2 building and Unit 3&4 building, from the viewpoint of reducing the risks of discharging to the ocean and leaking into the groundwater, it is necessary to keep enough capacity for the accumulated water in the building until its level reaches OP. 4,000 and to keep the accumulated water level lower than the groundwater level. On the other hand, based on the view of limiting inflow of underwater to buildings and reducing the amount of emerged accumulated water, we are planning to transfer accumulated water keeping its level in the building around OP. 3,000 considering water tank capacity.

As for accumulated water of the Process Main Building and the High Temperature Incinerator Building, we are planning to treat the accumulated water considering the situation of construction of middle and low level waste water tanks, the operation factor of the radioactive material treatment instruments and duration for maintenance.

We forecast stored amounts in each unit building (Unit 1 to 4 (including condensers and trenches)), and storing and treatment situations in the Accumulated Water Storing Facilities (including underpass areas close to the High Temperature Incinerator Building) for 3 months, as shown in Attachment -3.

Stored amounts in each building and the water storage equipment are forecasted to be unchanged in case transfer and treatment were implemented as scheduled without rain. However, it would be subject to change depending on the operation factor of the radioactive material treatment instruments and so on.

Also, the water treated at the radioactive material treatment equipment (fresh water and condensed salt water) can be stored in the middle and low level waste water tanks.

END

Storage and treatment of high level radioactive accumulated water (as of February 5, 2013)

Classification	
█	High level radioactive water
█	Treated water (saltwater)
█	Treated water (concentrated saltwater)
█	Treated water (freshwater)
█	Freshwater

	Storage volume *1	Change from last report	Storage capacity *2
Concentrated saltwater receiving tank	227,461m ³	+3,154m ³	245,200m ³
Freshwater receiving tank	20,613m ³	-367m ³	31,400m ³
Concentrated waste liquid storage tank	5,498m ³	-6m ³	9,500m ³
Treated water storage tank *3	—	—	28,700m ³ *4

*1 The figures are just for reference when the water level of Desalination System and Evaporative concentration apparatus are not stable.
 *2 Shows the operational limit.
 *3 The treated water from Multi-nuclide Removal Equipment will be stored.
 *4 The figure is subtracted approx. 3,400m³ since the accumulated water of Unit 5-6 has been stored in the water storage tank iv in basement already.

	Chloride concentration
Before/After Desalination	2,000ppm / 3ppm (Sampled on Jan. 15)
Before/After Evaporative Concentration	6,900ppm / 2ppm (Sampled on Dec. 20, 2011)

	Storage volume	Change from last report	Storage volume *2
Waste liquid supply tank	1,045m ³	-48m ³	1,200m ³
SPT(B)	1,831m ³	+470m ³	3,100m ³

*2 Shows the operational limit.

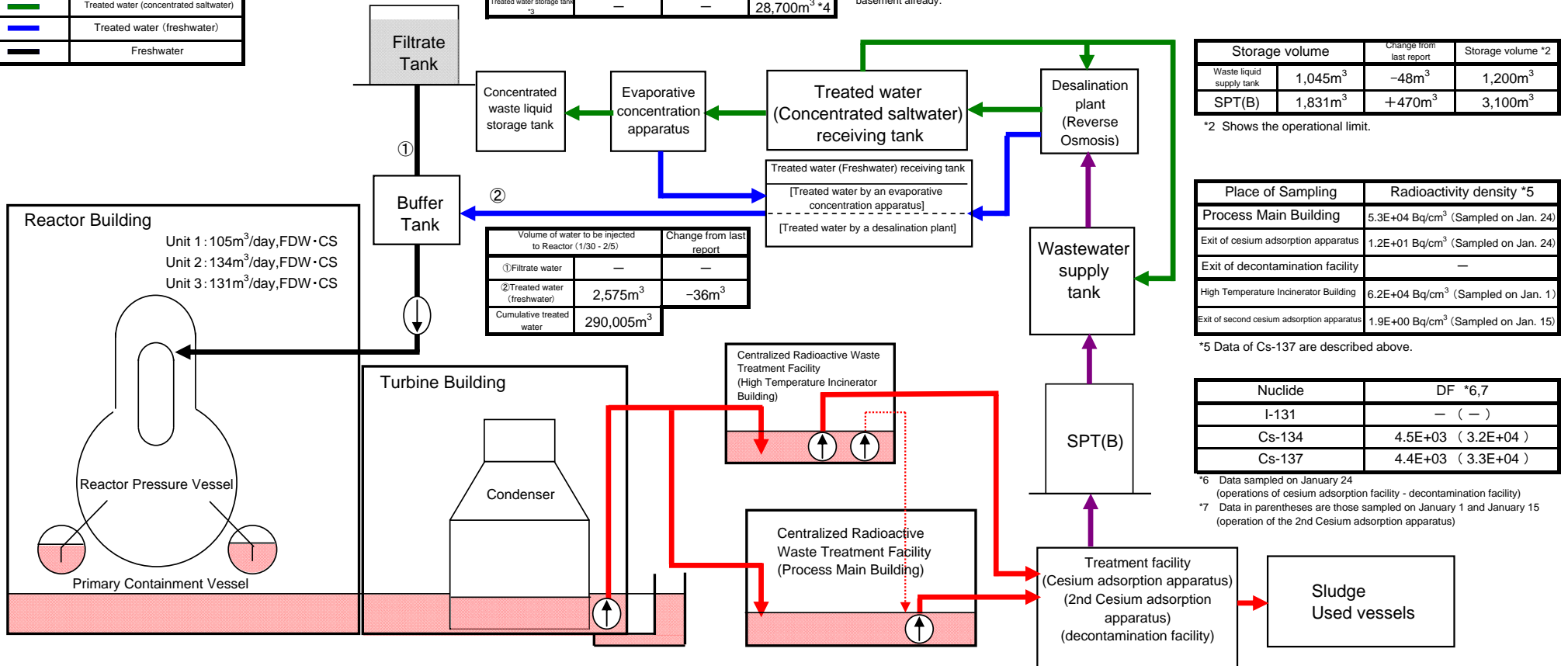
Place of Sampling	Radioactivity density *5
Process Main Building	5.3E+04 Bq/cm ³ (Sampled on Jan. 24)
Exit of cesium adsorption apparatus	1.2E+01 Bq/cm ³ (Sampled on Jan. 24)
Exit of decontamination facility	—
High Temperature Incinerator Building	6.2E+04 Bq/cm ³ (Sampled on Jan. 1)
Exit of second cesium adsorption apparatus	1.9E+00 Bq/cm ³ (Sampled on Jan. 15)

*5 Data of Cs-137 are described above.

Nuclide	DF *6,7
I-131	— (—)
Cs-134	4.5E+03 (3.2E+04)
Cs-137	4.4E+03 (3.3E+04)

*6 Data sampled on January 24

(operations of cesium adsorption facility - decontamination facility)
 *7 Data in parentheses are those sampled on January 1 and January 15 (operation of the 2nd Cesium adsorption apparatus)



	Volume of water to be injected to Reactor (1/30 - 2/5)	Change from last report
① Filtrate water	—	—
② Treated water (freshwater)	2,575m ³	-36m ³
Cumulative treated water	290,005m ³	

Facility	Storage volume	Change from last report	Water level in T/B
Unit 1	Approx.13,900m ³	-100m ³	OP.2,710
Unit 2	Approx.23,500m ³	+200m ³	OP.3,279
Unit 3	Approx.22,600m ³	-300m ³	OP.2,892
Unit 4	Approx.17,500m ³	No Change	OP.2,926
Total	Approx.77,500m ³		

Storage Facility	Storage volume	Change from last report	Water level	Treated volume (1/30-2/5)	Cumulative treated	Waste produced	Change from last report	Storage capacity
Process Main Building	Approx.16,530m ³	+70m ³	OP.4,672	Approx.6,150m ³ *8	Approx.561,760m ³ *8	Sludge 597m ³	No change	700m ³ *2
High Temperature Incinerator Building	Approx.4,060m ³	-200m ³	OP.2,777			Used vessels 474 *9	No change	1,137 *10
Total	Approx.20,590m ³							

*2 Shows the operational limit.

*8 Including approx. 6,150m³ (cumulative treated volume: approx.389,020m³) of treated volume by the 2nd Cesium adsorption apparatus.

*9 Including 68 used vessels of 2nd Cesium adsorption apparatus.

*10 Storage capacity will vary according to stored used vessels of 2nd Cesium adsorption apparatus.

Note:

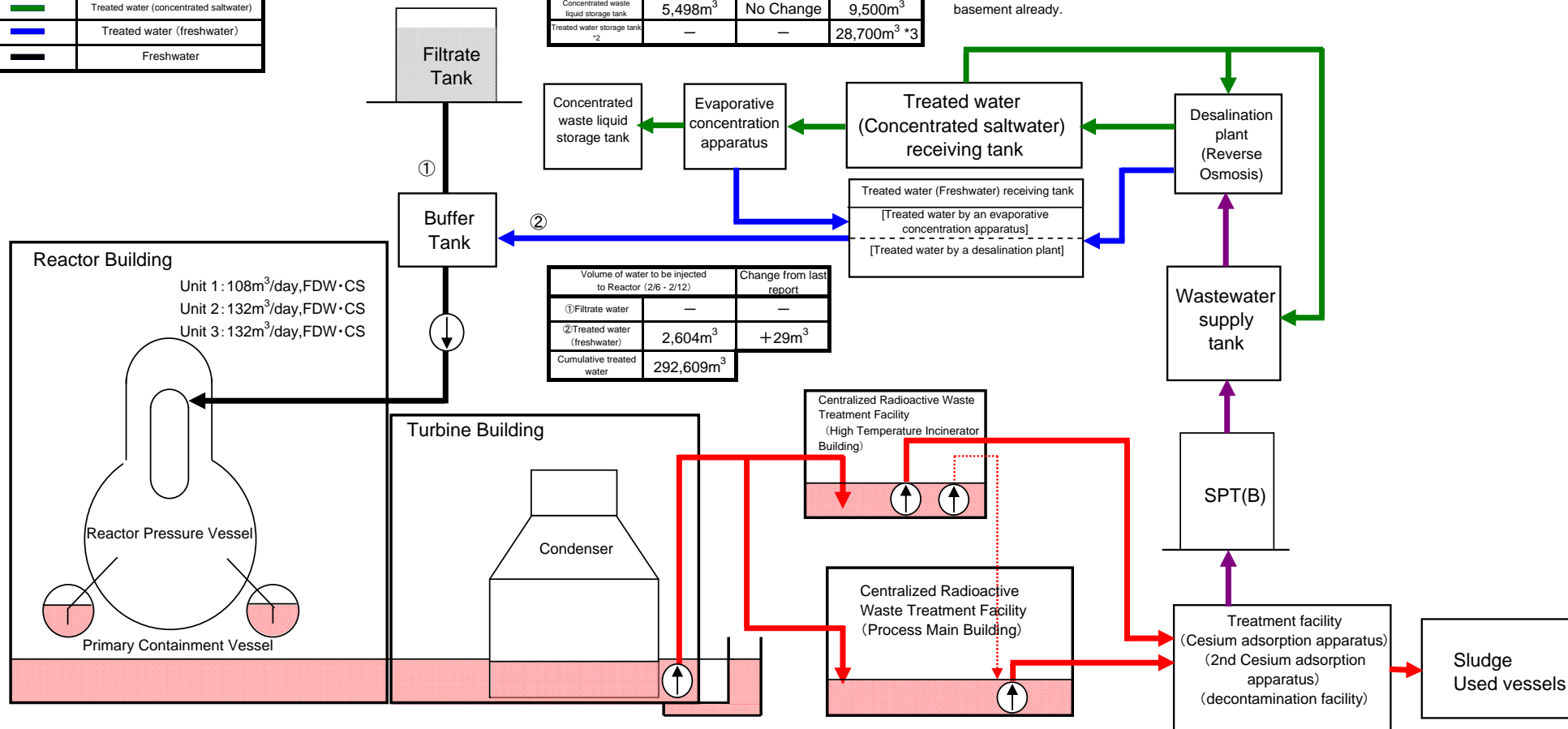
- The previous update: January 29, 2013
- Since February 2, water transfer from Unit 2 to Unit 3 Turbine Building has been under suspension.
- Water transfer from Unit 3 to the High Temperature Incinerator Building is in progress.
- Since November 29, water transfer from Unit 4 has been under suspension.
- 2nd Cesium Adsorption Apparatus are under operation (Availability factor 73.2% (Projected: 75%)).
- Since January 24, Cesium Adsorption Apparatus was stopped continuously.
- From January 30 to 31 and since February 4, water transfer from the trench between the Process Main Building and the High Temperature Incinerator Building is in progress.
- On January 29, 30 and February 1, 2, water transfer from Unit 1 Condensate Storage Tank to Unit 1 Waste Treatment Building was conducted.
- On February 1, storage capacity of the concentrated saltwater receiving tank is increased by operating water storage tank in basement

Storage and treatment of high level radioactive accumulated water (February 12, 2013)

Classification	
█	High level radioactive water
█	Treated water (saltwater)
█	Treated water (concentrated saltwater)
█	Treated water (freshwater)
█	Freshwater

Storage volume			Change from last report	Storage capacity *1
Concentrated saltwater receiving tank	230,401m ³	+2,940m ³	245,200m ³	
Freshwater receiving tank	21,369m ³	+756m ³	31,400m ³	
Concentrated waste liquid storage tank	5,498m ³	No Change	9,500m ³	
Treated water storage tank *2	—	—	28,700m ³ *3	

- *1 Shows the operational limit.
- *2 The treated water from Multi-nuclide Removal Equipment will be stored
- *3 The figure is subtracted approx. 3,400m³ since the accumulated water of Unit 5-6 has been stored in the water storage tank iv in basement already.



Volume of water to be injected to Reactor (2/6 - 2/12)			Change from last report
① Filtrate water	—	—	—
② Treated water (freshwater)	2,604m ³	+29m ³	
Cumulative treated water	292,609m ³		

Facility	Storage volume	Change from last report	Water level in T/B
Unit 1	Approx.13,800m ³	-100m ³	OP.3,038 (Unit 2 T/B)
Unit 2	Approx.21,900m ³	-1,600m ³	
Unit 3	Approx.23,300m ³	+700m ³	OP.2,992 (Unit 3 T/B)
Unit 4	Approx.17,900m ³	+400m ³	
Total	Approx.76,900m³		

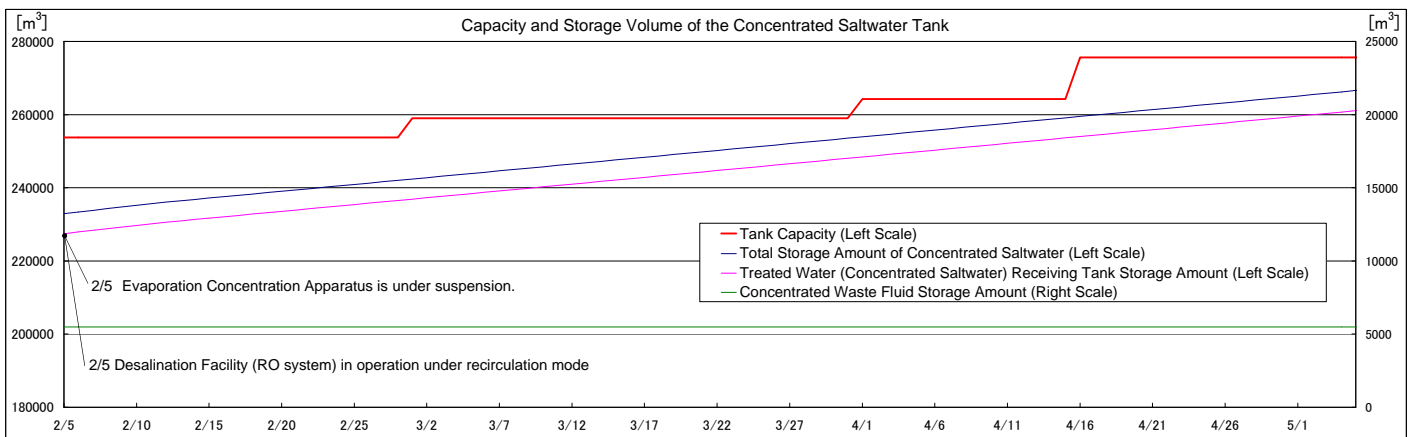
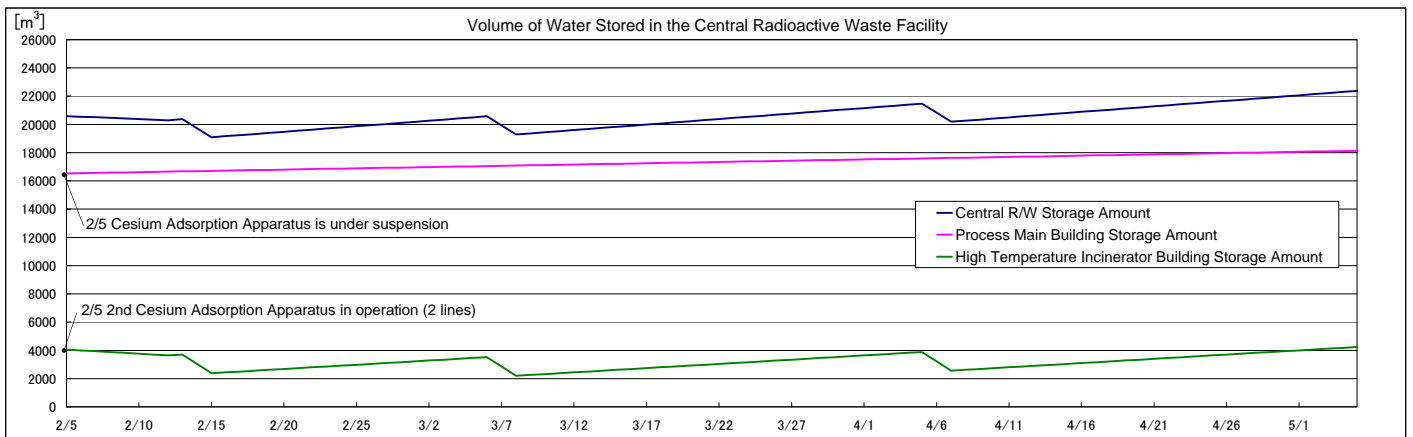
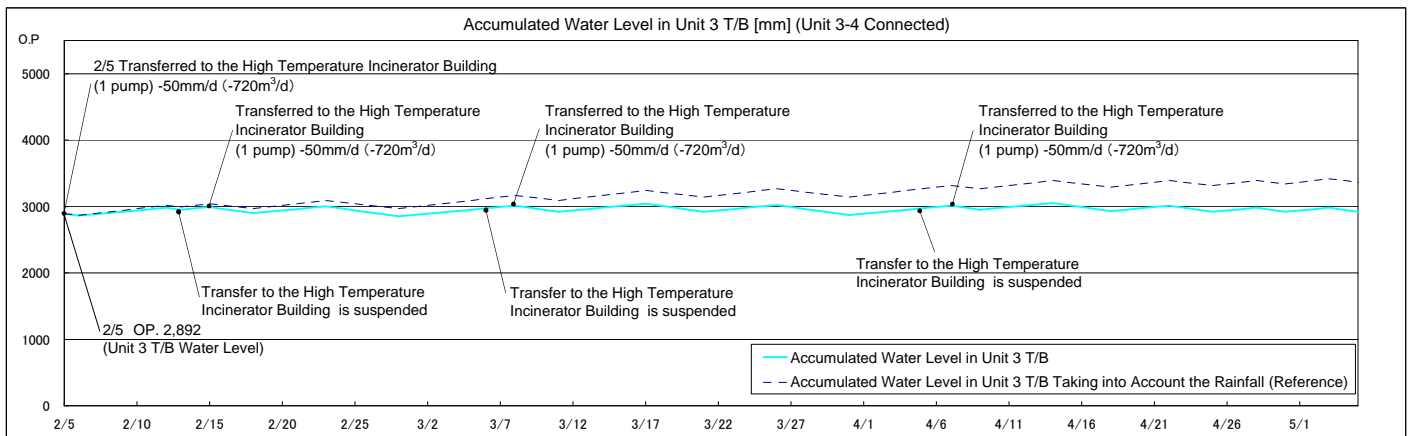
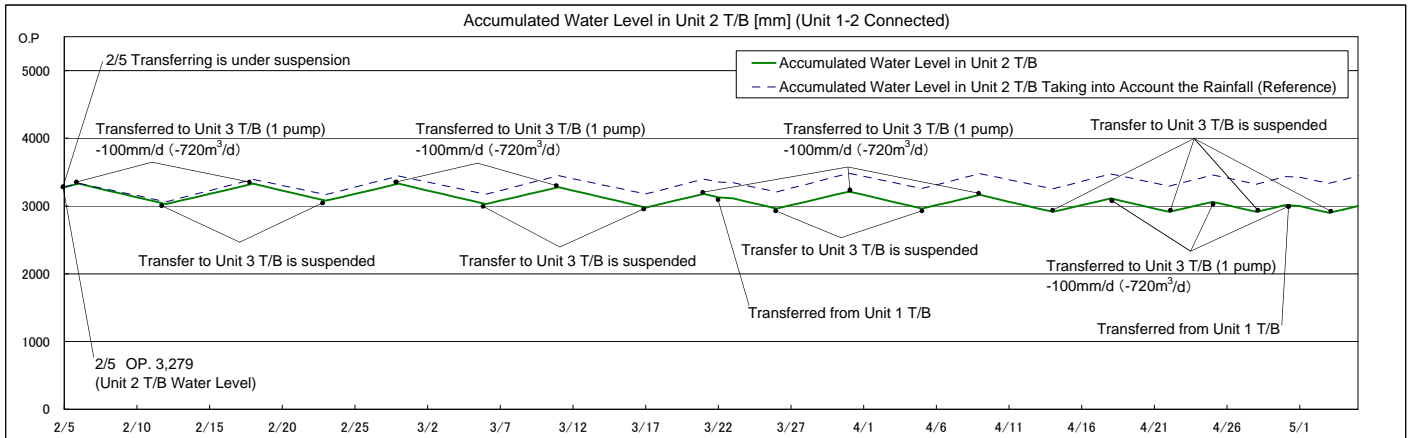
Storage Facility	Storage volume	Change from last report	Water level	Treated volume (2/6 - 2/12)	Cumulative treated	Waste produced		Change from last report	Storage capacity
						Sludge	Used vessels		
Process Main Building	Approx.16,650m ³	+120m ³	OP.4,707	Approx.6,300m ³	Approx.568,060m ³	597m ³	700m ³ *1	No Change	
High Temperature Incinerator Building	Approx.3,410m ³	-650m ³	OP.2,239	*4	*4	474 *5	1,137 *6	No Change	
Total	Approx.20,060m³								

- *1 Shows the operational limit.
- *4 Including approx.6,300m³ (cumulative treated volume: approx.395,320m³) of treated volume by the 2nd Cesium adsorption apparatus.
- *5 Including 68 used vessels of 2nd Cesium adsorption apparatus.
- *6 Storage capacity will vary according to stored used vessels of 2nd Cesium adsorption apparatus.

Note:

- Water transfer from Unit 2 to Unit 3 Turbin Building will be restarted.
- Water transfer from Unit 3 to the High Temperature Incinerator Building will be conducted.
- Water transfer from Unit 4 will be stopped continuously.
- Operation of 2nd Cesium Adsorption Apparatus is scheduled: Availability Factor 75% (Projected)
- Cesium Adsorption Apparatus will be stopped continuously.
- On February 5, water transfer from the trench between the Process Main Building and the High Temperature Incinerator Building to the High Temperature Incinerator Building will be stopped.

Simulation Results of Accumulated Water Treatment in Unit 1-4 T/B



- Note
- The treated water volume is assumed to be 780m³/d (Subject to change depending on the level of water accumulated in T/B).
 - The accumulated water level in T/B is a simulation result in consideration of fluctuation of water level such as recent rainfall, inflow of groundwater, and etc.
 - The accumulated water level in T/B is assumed to increase by 5mm daily, taking into consideration the average rain fall in the surrounding area of Fukushima Daiichi Nuclear Power Station (August-October in the past 3 years).