


Deviation of Total Values for Primary Seven Nuclides from
Gross Values for Water Treated with Multi-nuclide
Removal Equipment, etc.



January 17, 2019

Tokyo Electric Power Company Holdings, Inc.



Comparison of cumulative total of 62 nuclides (62 nuclides) in K4 tank and gross

At the meeting of the Subcommittee on the Handling of Water Treated with Multi-Nuclide Removal Equipment, etc. on October 1, 2018, the observation was made in regards to the deviation of gross values from the total for the primary 7 nuclides that the gap between gross values could be reduced by stacking on the ND values for the 62 nuclides (refer to the graph above)



This was just an observation and facts are required to backup this hypothesis



An investigation was performed to identify any impact from nuclides other than the primary 7 nuclides, and to examine the accuracy of the analysis method

ALPS-treated water examined



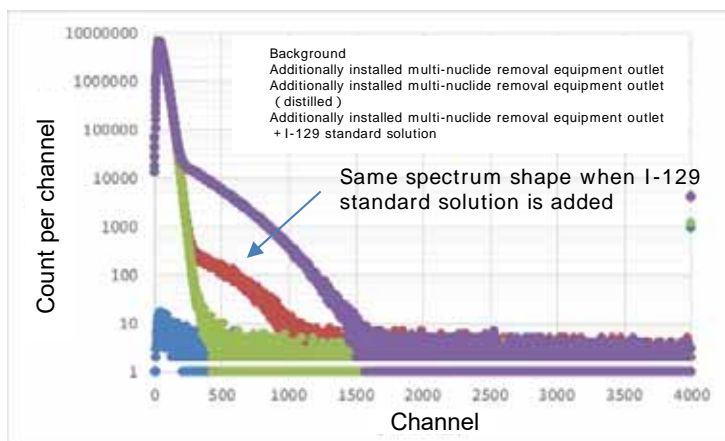
- The water in tanks H4N-A6, which shows the largest deviation of gross values from the total values for the primary 7 nuclides, was selected to be examined during this investigation (refer to the chart below for measurement values).
- Furthermore, although the water from tank H4N-A6 that was used for this investigation was sampled in October 2018, the value obtained for gross value was 44.72Bq/L is within the margin of error ($\pm 10\%$) of the measurement equipment, so it is assumed that there is no large difference in nuclide composition.

H4N-A6 tank water analysis results
(sampled in April 2018)

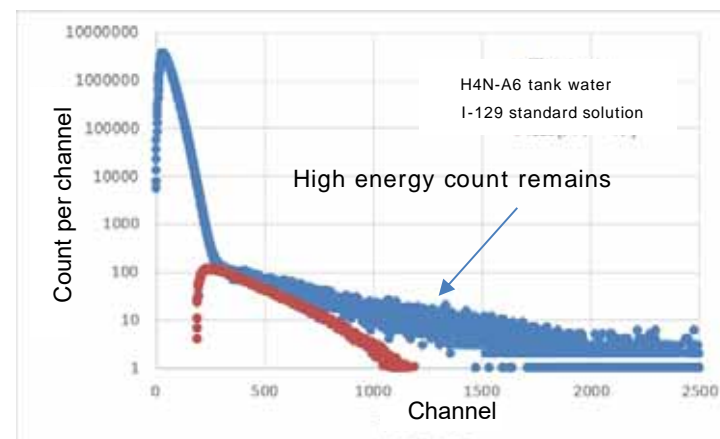
Nuclide	Concentration (Bq/L)	Gross value (Bq/L)
Cs-137	0.3368	/
Cs-134	<0.1675	
Sr-90	0.191	
Y-90	0.191	
I-129	1.765	
Ru-106	5.774	
Rh-106	5.774	
Co-60	0.462	
Sb-125	0.6526	
Total	15.31	

◆ Pure nuclide impact assessment

- The energy distribution of water from the outlet of additionally installed multi-nuclide removal equipment and of the water from tank H4N-A6 was examined using measurements taken with a liquid scintillation counter.
- Spectral analysis of the water from the outlet of the additionally installed multi-nuclide removal equipment showed the presence of a nuclide that has approximately the same maximum β ray energy as I-129 (154keV) and the count value exceeded I-129 measurement values (6.6Bq/L), so measurements (refer to the following pages for details on the measurement method) were conducted to look for the presence of C-14, which has approximately the same maximum β ray energy (154keV). As a result, a significant amount of C-14 was detected, and C-14 was also detected in H4N-A6.
- Furthermore, the β ray spectral analysis for water in the H4N-A6 tank showed a remaining count of energy higher than that of I-129, and it was estimated from the shape of the spectrum that the maximum β ray energy is approximately 300keV.
- Out of the primary 7 nuclides, the nuclides with a maximum β ray energy close to 300keV are Co-60 and Sb-125, but this count is much higher than the known concentrations of these nuclides, which suggests the presence of another nuclide.
- Tc-99 (294keV) was selected as a possible candidate for this unknown nuclide, and when the water in tank H4N-A6 was tested for the presence of Tc-99 (ICP-MS method), a significant amount was detected.



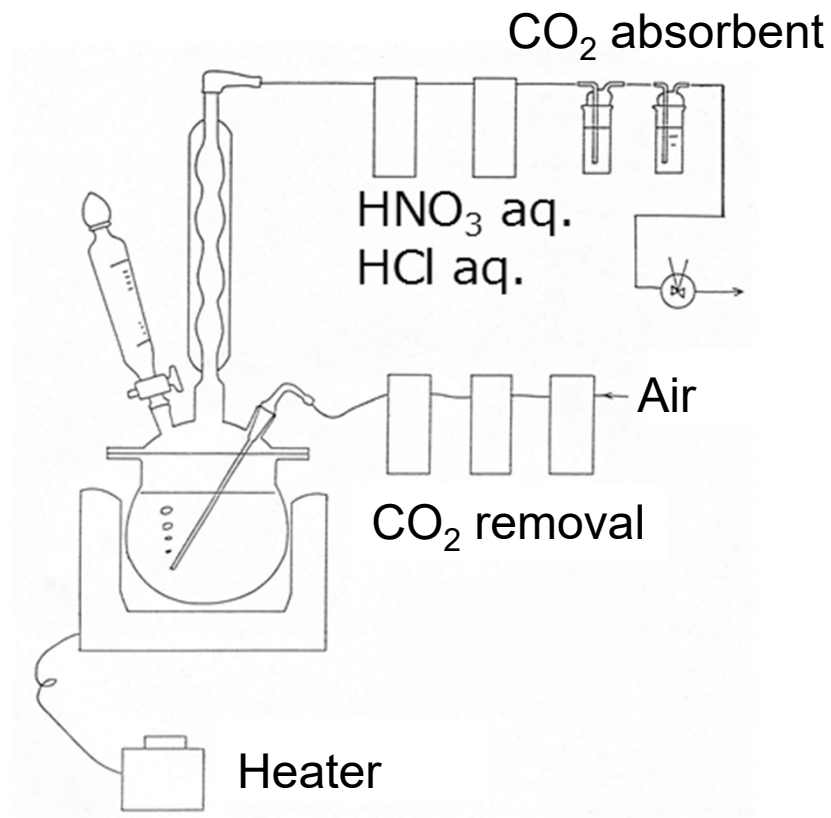
beta ray spectral analysis for water from the outlet of additionally installed multi-nuclide removal equipment



beta ray special analysis of water from tank H4N-A6

◆ Pure nuclide impact assessment

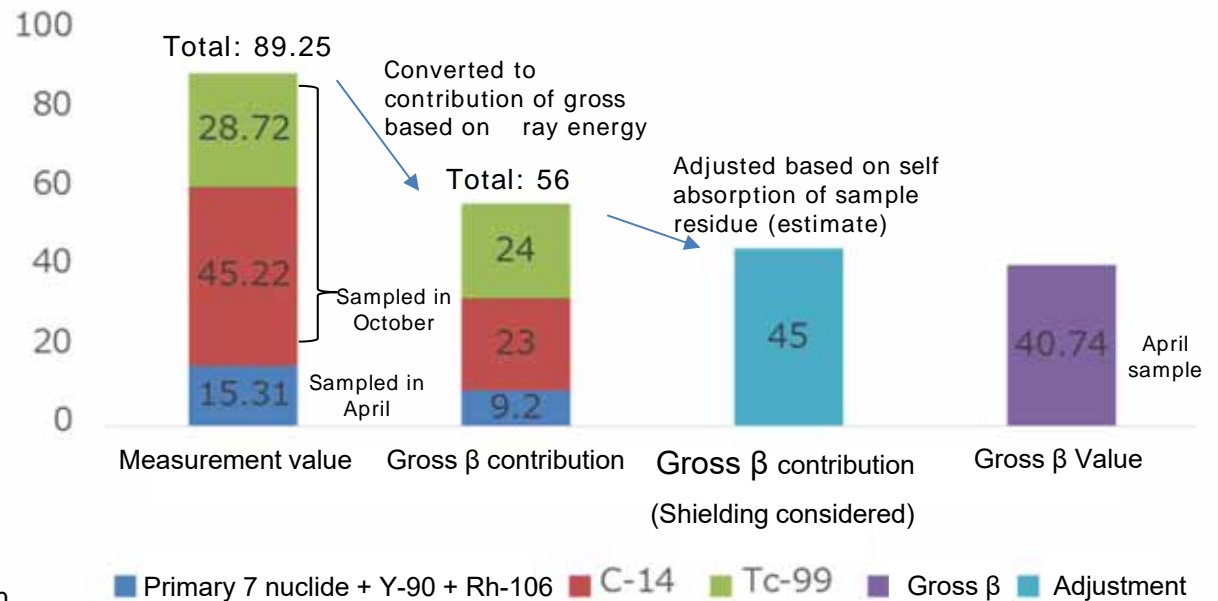
- C-14 analysis method
 - Oxidized into CO₂ by wet oxidation using concentrated nitric acid and potassium persulfate
 - CO₂ absorbent used to absorb the CO₂ and measure LSC



Overview of C-14 analysis pretreatment

C-14 and Tc-99 measurement results

Nuclide	Measurement instrument	Concentration (Bq/L)
C-14	LSC	45.22
Tc-99	ICP-MS	28.72



- 1: Gross contribution conversion performed under the technical guidance of the High Energy Accelerator Research Organization Radiation Science Center
- 2: Self-absorption adjustment formula noted in the radioisotope pocket data book used

Results of gross value assessment that includes C-14 and Tc-99 (Bq/L)

- An assessment of the gross contribution conversion values for the obtained measurement results, which takes into account the γ ray energy for each nuclide, yielded a value of 56.33Bq/L¹.
- Furthermore an adjustment performed under the assumption that the self-shielding of the samples lowered the contribution to gross beta values yielded a value of approximately 45Bq/L², which is pretty much within the margin of error of the gross measurement count (±10%).
- From these results the conclusion was reached that **the presence of C-14 and TC-99 in the water in tank H4N-A6 is the primary reason why the gross values for ALPS-treated water is larger than the total value for the primary 7 nuclides.**
- After all tank groups have been analyzed, tank groups other than the H4N tank group that show a deviation between gross values and the total values for the primary 7 nuclides will be selected for further analysis using the same methods.