

Fixed point Monitoring Status by Temporary Monitoring Post at Fukushima Daiichi Nuclear Power Station

Date	Radiation Dose Rate (μ Sv/h) At the Main Buiding	Radiation Dose Rate (μ Sv/h) At the Main Gate	Radiation Dose Rate (μ Sv/h) At the West Gate
2012/12/18 0:00	198	19	6
2012/12/18 0:30	197	19	6
2012/12/18 1:00	198	19	6
2012/12/18 1:30	197	19	6
2012/12/18 2:00	198	19	6
2012/12/18 2:30	199	19	6
2012/12/18 3:00	198	19	6
2012/12/18 3:30	199	19	6
2012/12/18 4:00	198	19	6
2012/12/18 4:30	198	19	6
2012/12/18 5:00	197	19	7
2012/12/18 5:30	199	19	6
2012/12/18 6:00	199	19	6
2012/12/18 6:30	198	19	7
2012/12/18 7:00	198	19	7
2012/12/18 7:30	197	19	6
2012/12/18 8:00	198	19	6
2012/12/18 8:30	198	19	6
2012/12/18 9:00	197	19	6
2012/12/18 9:30	197	19	6
2012/12/18 10:00	198	19	6
2012/12/18 10:30	197	19	6
2012/12/18 11:00	197	19	6
2012/12/18 11:30	198	19	6
2012/12/18 12:00	198	19	6
2012/12/18 12:30	198	19	6
2012/12/18 13:00	197	19	6
2012/12/18 13:30	199	19	6
2012/12/18 14:00	197	19	6
2012/12/18 14:30	198	19	6
2012/12/18 15:00	198	19	6
2012/12/18 15:30	199	19	6
2012/12/18 16:00	197	19	7
2012/12/18 16:30	197	19	6
2012/12/18 17:00	198	19	6
2012/12/18 17:30	197	19	6
2012/12/18 18:00	198	19	7
2012/12/18 18:30	199	19	6
2012/12/18 19:00	198	19	6
2012/12/18 19:30	198	19	7
2012/12/18 20:00	199	19	6
2012/12/18 20:30	199	19	7
2012/12/18 21:00	200	19	7
2012/12/18 21:30	200	19	6
2012/12/18 22:00	200	19	7
2012/12/18 22:30	201	19	6
2012/12/18 23:00	200	19	7
2012/12/18 23:30	201	19	6

Monitoring data by a monitoring car* at Fukushima Daiichi Nuclear Power Station (μ Sv/h)

* The data from monitoring car may deficit as the vehicle may change monitoring point.

*About the direction of the wind and the wind velocity,we are measuring with the weather observation meter of the 10m higher .

*"-": the wind velocity is below 0.5m/s



Measuring Point	Measurement Date	γ Ray	Neutron Ray	Weather	Wind Direction	Wind Velocity (m/s)
West Gate	2012/12/18 0:00	6.6	<0.01	Cloudy	NW	1.4
West Gate	2012/12/18 0:10	6.6	<0.01	Cloudy	WNW	1.7
West Gate	2012/12/18 0:20	6.6	<0.01	Cloudy	NW	1.8
West Gate	2012/12/18 0:30	6.6	<0.01	Cloudy	NW	1.6
West Gate	2012/12/18 0:40	6.6	<0.01	Cloudy	WNW	1.1
West Gate	2012/12/18 0:50	6.6	<0.01	Fine	NW	1.6
West Gate	2012/12/18 1:00	6.6	<0.01	Fine	NW	1.8
West Gate	2012/12/18 1:10	6.6	<0.01	Fine	NW	1.1
West Gate	2012/12/18 1:20	6.6	<0.01	Fine	NW	1.2
West Gate	2012/12/18 1:30	6.6	<0.01	Fine	WNW	1.6
West Gate	2012/12/18 1:40	6.6	<0.01	Fine	NW	0.7
West Gate	2012/12/18 1:50	6.6	<0.01	Fine	WNW	0.8
West Gate	2012/12/18 2:00	6.6	<0.01	Fine	WNW	0.8
West Gate	2012/12/18 2:10	6.6	<0.01	Fine	WNW	1.0
West Gate	2012/12/18 2:20	6.5	<0.01	Fine	WNW	1.2
West Gate	2012/12/18 2:30	6.6	<0.01	Fine	NW	1.3
West Gate	2012/12/18 2:40	6.6	<0.01	Fine	NW	1.4
West Gate	2012/12/18 2:50	6.6	<0.01	Fine	WNW	1.0
West Gate	2012/12/18 3:00	6.6	<0.01	Fine	N	0.7
West Gate	2012/12/18 3:10	6.6	<0.01	Fine	WNW	0.8
West Gate	2012/12/18 3:20	6.6	<0.01	Fine	NW	1.4
West Gate	2012/12/18 3:30	6.5	<0.01	Fine	WNW	1.5
West Gate	2012/12/18 3:40	6.6	<0.01	Fine	WNW	1.0
West Gate	2012/12/18 3:50	6.6	<0.01	Fine	ESE	0.8
West Gate	2012/12/18 4:00	6.6	<0.01	Fine	WNW	1.8
West Gate	2012/12/18 4:10	6.6	<0.01	Fine	W	1.4
West Gate	2012/12/18 4:20	6.6	<0.01	Cloudy	W	1.1
West Gate	2012/12/18 4:30	6.6	<0.01	Cloudy	WSW	1.8
West Gate	2012/12/18 4:40	6.6	<0.01	Cloudy	WSW	1.3
West Gate	2012/12/18 4:50	6.6	<0.01	Cloudy	-	CALM
West Gate	2012/12/18 5:00	6.6	<0.01	Cloudy	W	0.8
West Gate	2012/12/18 5:10	6.6	<0.01	Cloudy	WSW	0.8
West Gate	2012/12/18 5:20	6.6	<0.01	Cloudy	SW	1.1
West Gate	2012/12/18 5:30	6.6	<0.01	Cloudy	SW	1.1
West Gate	2012/12/18 5:40	6.6	<0.01	Cloudy	W	1.3
West Gate	2012/12/18 5:50	6.6	<0.01	Cloudy	WSW	1.1
West Gate	2012/12/18 6:00	6.6	<0.01	Cloudy	SSW	1.3
West Gate	2012/12/18 6:10	6.6	<0.01	Cloudy	SW	2.8
West Gate	2012/12/18 6:20	6.7	<0.01	Cloudy	SSW	3.3
West Gate	2012/12/18 6:30	6.6	<0.01	Cloudy	SW	2.6
West Gate	2012/12/18 6:40	6.6	<0.01	Cloudy	SW	2.5
West Gate	2012/12/18 6:50	6.6	<0.01	Cloudy	W	2.2
West Gate	2012/12/18 7:00	6.6	<0.01	Cloudy	NW	2.6
West Gate	2012/12/18 7:10	6.6	<0.01	Cloudy	NW	3.1
West Gate	2012/12/18 7:20	6.7	<0.01	Cloudy	NW	3.8
West Gate	2012/12/18 7:30	6.6	<0.01	Cloudy	WNW	2.7
West Gate	2012/12/18 7:40	6.7	<0.01	Cloudy	W	2.4
West Gate	2012/12/18 7:50	6.6	<0.01	Cloudy	W	1.4
West Gate	2012/12/18 8:00	6.7	<0.01	Cloudy	ESE	1.2
West Gate	2012/12/18 8:10	6.8	<0.01	Cloudy	WNW	0.8
West Gate	2012/12/18 8:20	6.8	<0.01	Cloudy	W	1.3
West Gate	2012/12/18 8:30	6.8	<0.01	Cloudy	WNW	1.6
West Gate	2012/12/18 8:40	6.8	<0.01	Fine	WNW	2.1
West Gate	2012/12/18 8:50	6.7	<0.01	Cloudy	NW	2.4
West Gate	2012/12/18 9:00	6.8	<0.01	Cloudy	NW	2.8
West Gate	2012/12/18 9:10	6.5	<0.01	Cloudy	NW	2.9
West Gate	2012/12/18 9:20	6.7	<0.01	Cloudy	NW	5.9
West Gate	2012/12/18 9:30	6.7	<0.01	Cloudy	NW	6.4
West Gate	2012/12/18 9:40	6.7	<0.01	Cloudy	NW	5.3
West Gate	2012/12/18 9:50	6.7	<0.01	Cloudy	NW	4.8
West Gate	2012/12/18 10:00	6.7	<0.01	Cloudy	NW	4.2
West Gate	2012/12/18 10:10	6.7	<0.01	Cloudy	NW	3.5
West Gate	2012/12/18 10:20	6.7	<0.01	Cloudy	NW	2.7
West Gate	2012/12/18 10:30	6.7	<0.01	Cloudy	NNW	3.0
West Gate	2012/12/18 10:40	6.7	<0.01	Cloudy	NW	3.3
West Gate	2012/12/18 10:50	6.7	<0.01	Cloudy	NW	3.7
West Gate	2012/12/18 11:00	6.7	<0.01	Cloudy	NW	4.7
West Gate	2012/12/18 11:10	6.6	<0.01	Cloudy	NW	4.9
West Gate	2012/12/18 11:20	6.6	<0.01	Cloudy	NW	4.0
West Gate	2012/12/18 11:30	6.6	<0.01	Cloudy	NW	3.6
West Gate	2012/12/18 11:40	6.6	<0.01	Cloudy	NW	4.1

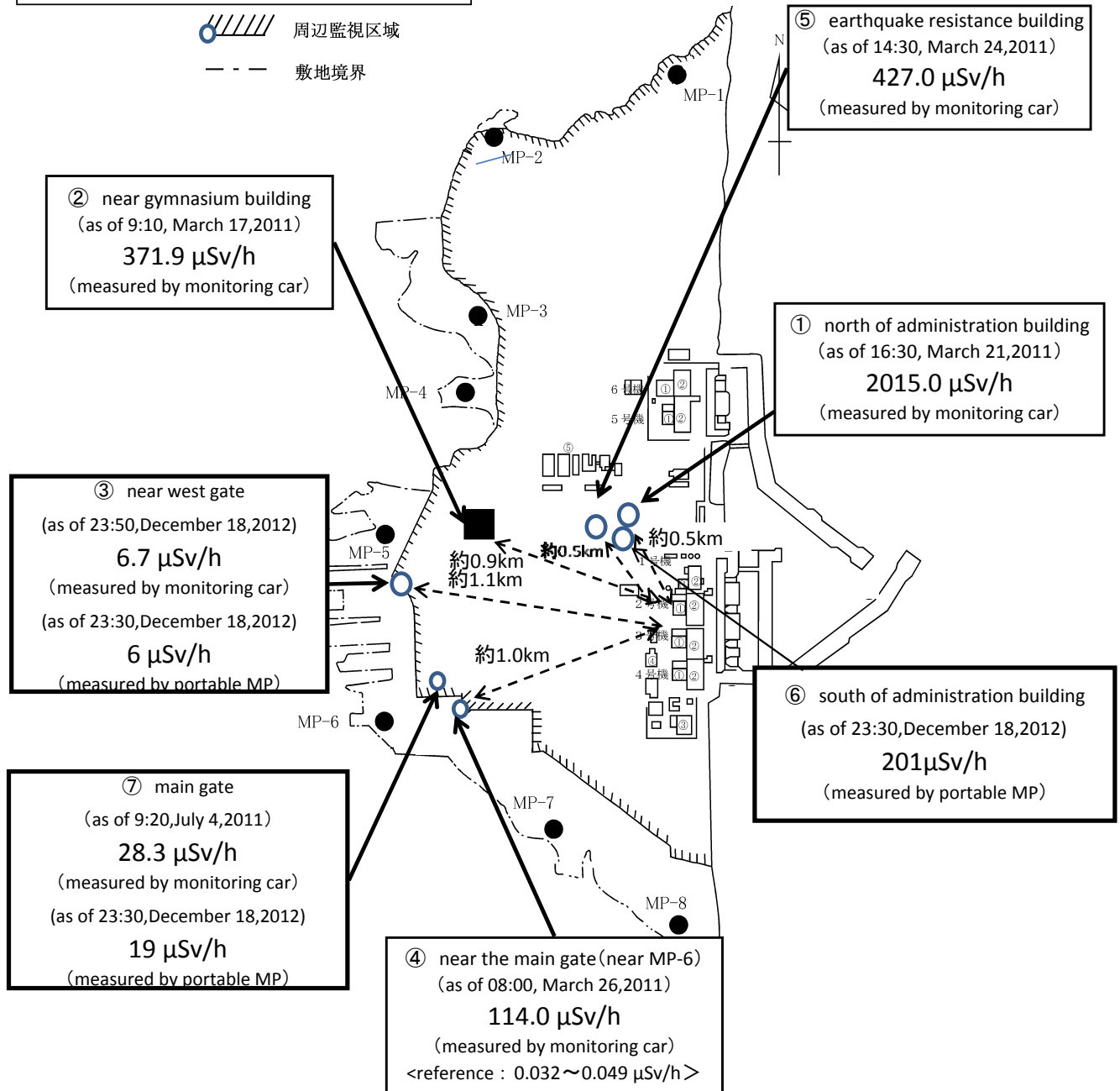
Measuring Point	Measurement Date	γ Ray	Neutron Ray	Weather	Wind Direction	Wind Velocity (m/s)
West Gate	2012/12/18 11:50	6.6	<0.01	Cloudy	NW	3.4
West Gate	2012/12/18 12:00	6.7	<0.01	Cloudy	NNW	2.8
West Gate	2012/12/18 12:10	6.7	<0.01	Cloudy	NNW	3.5
West Gate	2012/12/18 12:20	6.8	<0.01	Cloudy	NNW	4.0
West Gate	2012/12/18 12:30	6.8	<0.01	Cloudy	NW	3.3
West Gate	2012/12/18 12:40	6.8	<0.01	Cloudy	NW	3.3
West Gate	2012/12/18 12:50	6.8	<0.01	Cloudy	NW	4.4
West Gate	2012/12/18 13:00	6.8	<0.01	Cloudy	NW	4.6
West Gate	2012/12/18 13:10	6.7	<0.01	Cloudy	NW	4.5
West Gate	2012/12/18 13:20	6.7	<0.01	Cloudy	NW	5.5
West Gate	2012/12/18 13:30	6.8	<0.01	Cloudy	NW	5.3
West Gate	2012/12/18 13:40	6.8	<0.01	Cloudy	NW	4.5
West Gate	2012/12/18 13:50	6.8	<0.01	Cloudy	NW	5.1
West Gate	2012/12/18 14:00	6.7	<0.01	Cloudy	NW	4.7
West Gate	2012/12/18 14:10	6.8	<0.01	Fine	NW	5.5
West Gate	2012/12/18 14:20	6.8	<0.01	Fine	NW	5.1
West Gate	2012/12/18 14:30	6.7	<0.01	Fine	NW	5.8
West Gate	2012/12/18 14:40	6.6	<0.01	Fine	NW	5.9
West Gate	2012/12/18 14:50	6.7	<0.01	Fine	NW	7.0
West Gate	2012/12/18 15:00	6.6	<0.01	Fine	NW	5.5
West Gate	2012/12/18 15:10	6.6	<0.01	Fine	NW	5.7
West Gate	2012/12/18 15:20	6.7	<0.01	Fine	NW	5.4
West Gate	2012/12/18 15:30	6.7	<0.01	Fine	NW	6.2
West Gate	2012/12/18 15:40	6.7	<0.01	Fine	NW	6.7
West Gate	2012/12/18 15:50	6.7	<0.01	Fine	NW	5.4
West Gate	2012/12/18 16:00	6.7	<0.01	Fine	NW	4.8
West Gate	2012/12/18 16:10	6.7	<0.01	Cloudy	NNW	3.7
West Gate	2012/12/18 16:20	6.7	<0.01	Cloudy	NNW	3.9
West Gate	2012/12/18 16:30	6.7	<0.01	Cloudy	NNW	3.3
West Gate	2012/12/18 16:40	6.7	<0.01	Cloudy	NNW	3.0
West Gate	2012/12/18 16:50	6.7	<0.01	Cloudy	NW	3.6
West Gate	2012/12/18 17:00	6.7	<0.01	Cloudy	NW	3.5
West Gate	2012/12/18 17:10	6.7	<0.01	Cloudy	NNW	3.5
West Gate	2012/12/18 17:20	6.7	<0.01	Cloudy	NNW	3.4
West Gate	2012/12/18 17:30	6.7	<0.01	Cloudy	NNW	3.9
West Gate	2012/12/18 17:40	6.7	<0.01	Cloudy	NNW	3.5
West Gate	2012/12/18 17:50	6.7	<0.01	Cloudy	NNW	3.9
West Gate	2012/12/18 18:00	6.7	<0.01	Cloudy	NNW	4.1
West Gate	2012/12/18 18:10	6.7	<0.01	Cloudy	NNW	3.6
West Gate	2012/12/18 18:20	6.7	<0.01	Cloudy	NNW	3.7
West Gate	2012/12/18 18:30	6.7	<0.01	Cloudy	NNW	3.1
West Gate	2012/12/18 18:40	6.7	<0.01	Cloudy	N	2.3
West Gate	2012/12/18 18:50	6.7	<0.01	Cloudy	NNW	2.5
West Gate	2012/12/18 19:00	6.7	<0.01	Cloudy	NNW	2.8
West Gate	2012/12/18 19:10	6.7	<0.01	Cloudy	N	2.9
West Gate	2012/12/18 19:20	6.7	<0.01	Cloudy	N	4.1
West Gate	2012/12/18 19:30	6.7	<0.01	Cloudy	N	4.7
West Gate	2012/12/18 19:40	6.7	<0.01	Cloudy	N	4.0
West Gate	2012/12/18 19:50	6.7	<0.01	Cloudy	N	3.5
West Gate	2012/12/18 20:00	6.7	<0.01	Cloudy	N	3.8
West Gate	2012/12/18 20:10	6.7	<0.01	Cloudy	N	3.8
West Gate	2012/12/18 20:20	6.7	<0.01	Snow	NNW	4.0
West Gate	2012/12/18 20:30	6.7	<0.01	Snow	NNW	3.1
West Gate	2012/12/18 20:40	6.7	<0.01	Snow	N	2.9
West Gate	2012/12/18 20:50	6.7	<0.01	Snow	NNW	2.8
West Gate	2012/12/18 21:00	6.8	<0.01	Snow	NNW	3.3
West Gate	2012/12/18 21:10	6.7	<0.01	Snow	NNW	3.0
West Gate	2012/12/18 21:20	6.7	<0.01	Snow	NNW	2.5
West Gate	2012/12/18 21:30	6.7	<0.01	Snow	NNW	2.3
West Gate	2012/12/18 21:40	6.7	<0.01	Snow	NNW	2.6
West Gate	2012/12/18 21:50	6.7	<0.01	Snow	NNW	2.6
West Gate	2012/12/18 22:00	6.7	<0.01	Cloudy	NNW	2.2
West Gate	2012/12/18 22:10	6.7	<0.01	Cloudy	NNW	1.7
West Gate	2012/12/18 22:20	6.7	<0.01	Cloudy	NW	1.7
West Gate	2012/12/18 22:30	6.7	<0.01	Cloudy	NW	2.3
West Gate	2012/12/18 22:40	6.7	<0.01	Cloudy	NW	2.9
West Gate	2012/12/18 22:50	6.7	<0.01	Cloudy	NW	3.0
West Gate	2012/12/18 23:00	6.7	<0.01	Cloudy	NW	3.3
West Gate	2012/12/18 23:10	6.7	<0.01	Cloudy	NW	4.0
West Gate	2012/12/18 23:20	6.7	<0.01	Cloudy	NW	3.6
West Gate	2012/12/18 23:30	6.7	<0.01	Cloudy	NW	3.7
West Gate	2012/12/18 23:40	6.7	<0.01	Cloudy	NW	3.4
West Gate	2012/12/18 23:50	6.7	<0.01	Cloudy	NW	2.9

Fukushima Daiichi Nuclear Power Plant

2012/12/18
as of 23:50

周辺監視区域 : supervised outside area
敷地境界 : site boundary

 周辺監視区域
 敷地境界



※Reference data indicate the normal fluctuation range of airborne radiation rate.