

Fixed point Monitoring Status by Temporary Monitoring Post at Fukushima Daiichi Nuclear Power Station

Date	Radiation Dose Rate (μ Sv/h) At the Main Buiding	Radiation Dose Rate (μ Sv/h) At the Main Gate	Radiation Dose Rate (μ Sv/h) At the West Gate
2013/1/14 0:00	204	20	7
2013/1/14 0:30	203	20	7
2013/1/14 1:00	204	20	6
2013/1/14 1:30	204	20	7
2013/1/14 2:00	204	20	7
2013/1/14 2:30	203	20	7
2013/1/14 3:00	204	20	7
2013/1/14 3:30	204	20	6
2013/1/14 4:00	205	20	7
2013/1/14 4:30	204	20	6
2013/1/14 5:00	203	20	6
2013/1/14 5:30	202	19	6
2013/1/14 6:00	201	20	6
2013/1/14 6:30	200	19	6
2013/1/14 7:00	199	19	6
2013/1/14 7:30	197	19	6
2013/1/14 8:00	194	18	6
2013/1/14 8:30	191	18	6
2013/1/14 9:00	187	17	6
2013/1/14 9:30	182	17	6
2013/1/14 10:00	180	16	6
2013/1/14 10:30	176	16	6
2013/1/14 11:00	175	16	6
2013/1/14 11:30	173	16	6
2013/1/14 12:00	170	15	6
2013/1/14 12:30	168	15	6
2013/1/14 13:00	165	15	6
2013/1/14 13:30	148	14	5
2013/1/14 14:00	145	14	5
2013/1/14 14:30	152	13	5
2013/1/14 15:00	147	13	5
2013/1/14 15:30	145	12	5
2013/1/14 16:00	143	12	5
2013/1/14 16:30	140	11	5
2013/1/14 17:00	137	11	5
2013/1/14 17:30	137	11	5
2013/1/14 18:00	135	11	5
2013/1/14 18:30	136	11	5
2013/1/14 19:00	136	11	5
2013/1/14 19:30	135	11	5
2013/1/14 20:00	134	11	5
2013/1/14 20:30	135	11	5
2013/1/14 21:00	134	11	5
2013/1/14 21:30	135	11	5
2013/1/14 22:00	134	11	5
2013/1/14 22:30	133	11	5
2013/1/14 23:00	134	11	5
2013/1/14 23:30	133	11	4

Monitoring data by a monitoring car* at Fukushima Daiichi Nuclear Power Station (μ Sv/h)

* The data from monitoring car may deficit as the vehicle may change monitoring point.

*About the direction of the wind and the wind velocity,we are measuring with the weather observation meter of the 10m higher .

*"-": the wind velocity is below 0.5m/s



Measuring Point	Measurement Date	γ Ray	Neutron Ray	Weather	Wind Direction	Wind Velocity (m/s)
West Gate	2013/1/14 0:00	6.6	<0.01	Cloudy	NNW	1.1
West Gate	2013/1/14 0:10	6.6	<0.01	Cloudy	NNW	1.5
West Gate	2013/1/14 0:20	6.6	<0.01	Cloudy	NNW	1.6
West Gate	2013/1/14 0:30	6.5	<0.01	Cloudy	NNW	2.1
West Gate	2013/1/14 0:40	6.6	<0.01	Cloudy	NNW	1.9
West Gate	2013/1/14 0:50	6.6	<0.01	Cloudy	NNW	2.1
West Gate	2013/1/14 1:00	6.6	<0.01	Cloudy	NNW	2.2
West Gate	2013/1/14 1:10	6.6	<0.01	Cloudy	NW	2.0
West Gate	2013/1/14 1:20	6.6	<0.01	Cloudy	NW	1.8
West Gate	2013/1/14 1:30	6.6	<0.01	Cloudy	NNW	1.4
West Gate	2013/1/14 1:40	6.5	<0.01	Cloudy	NNW	2.1
West Gate	2013/1/14 1:50	6.6	<0.01	Cloudy	NW	2.4
West Gate	2013/1/14 2:00	6.6	<0.01	Cloudy	NW	1.7
West Gate	2013/1/14 2:10	6.6	<0.01	Cloudy	NW	2.0
West Gate	2013/1/14 2:20	6.6	<0.01	Cloudy	NW	2.0
West Gate	2013/1/14 2:30	6.6	<0.01	Cloudy	NW	2.0
West Gate	2013/1/14 2:40	6.6	<0.01	Cloudy	NW	2.1
West Gate	2013/1/14 2:50	6.6	<0.01	Cloudy	NW	2.0
West Gate	2013/1/14 3:00	6.6	<0.01	Cloudy	NW	2.4
West Gate	2013/1/14 3:10	6.6	<0.01	Cloudy	NW	2.4
West Gate	2013/1/14 3:20	6.6	<0.01	Cloudy	NW	2.4
West Gate	2013/1/14 3:30	6.6	<0.01	Cloudy	NW	2.7
West Gate	2013/1/14 3:40	6.6	<0.01	Cloudy	NW	3.0
West Gate	2013/1/14 3:50	6.6	<0.01	Cloudy	NNW	3.4
West Gate	2013/1/14 4:00	6.6	<0.01	Cloudy	NW	3.1
West Gate	2013/1/14 4:10	6.5	<0.01	Rain	NW	3.0
West Gate	2013/1/14 4:20	6.6	<0.01	Rain	NW	2.5
West Gate	2013/1/14 4:30	6.5	<0.01	Rain	NW	3.2
West Gate	2013/1/14 4:40	6.6	<0.01	Rain	NW	4.1
West Gate	2013/1/14 4:50	6.6	<0.01	Rain	NNW	3.6
West Gate	2013/1/14 5:00	6.5	<0.01	Rain	NNW	3.6
West Gate	2013/1/14 5:10	6.5	<0.01	Rain	NNW	3.5
West Gate	2013/1/14 5:20	6.5	<0.01	Rain	NW	3.5
West Gate	2013/1/14 5:30	6.6	<0.01	Rain	NW	3.3
West Gate	2013/1/14 5:40	6.5	<0.01	Rain	NW	3.6
West Gate	2013/1/14 5:50	6.5	<0.01	Rain	NW	3.4
West Gate	2013/1/14 6:00	6.5	<0.01	Rain	NW	4.3
West Gate	2013/1/14 6:10	6.5	<0.01	Rain	NW	4.5
West Gate	2013/1/14 6:20	6.5	<0.01	Rain	NW	4.0
West Gate	2013/1/14 6:30	6.5	<0.01	Rain	NW	3.9
West Gate	2013/1/14 6:40	6.5	<0.01	Snow	NW	3.8
West Gate	2013/1/14 6:50	6.5	<0.01	Snow	NW	3.6
West Gate	2013/1/14 7:00	6.5	<0.01	Snow	NW	3.7
West Gate	2013/1/14 7:10	6.4	<0.01	Snow	NW	3.6
West Gate	2013/1/14 7:20	6.4	<0.01	Snow	NW	3.4
West Gate	2013/1/14 7:30	6.4	<0.01	Snow	NW	4.8
West Gate	2013/1/14 7:40	6.3	<0.01	Snow	NNW	3.5
West Gate	2013/1/14 7:50	6.3	<0.01	Snow	NW	3.6
West Gate	2013/1/14 8:00	6.3	<0.01	Snow	NNW	3.8
West Gate	2013/1/14 8:10	6.3	<0.01	Snow	NW	5.2
West Gate	2013/1/14 8:20	6.2	<0.01	Snow	NW	3.7
West Gate	2013/1/14 8:30	6.2	<0.01	Snow	ESE	8.5
West Gate	2013/1/14 8:40	6.2	<0.01	Snow	ESE	6.1
West Gate	2013/1/14 8:50	6.0	<0.01	Snow	E	2.9
West Gate	2013/1/14 9:00	6.0	<0.01	Snow	ESE	9.9
West Gate	2013/1/14 9:10	6.0	<0.01	Snow	E	2.8
West Gate	2013/1/14 9:20	5.9	<0.01	Snow	NW	3.4
West Gate	2013/1/14 9:30	5.9	<0.01	Snow	NW	3.0
West Gate	2013/1/14 9:40	5.9	<0.01	Snow	NW	3.3
West Gate	2013/1/14 9:50	5.8	<0.01	Snow	NNW	10.3
West Gate	2013/1/14 10:00	5.9	<0.01	Snow	NNW	3.9
West Gate	2013/1/14 10:10	5.9	<0.01	Snow	WNW	0.8
West Gate	2013/1/14 10:20	5.8	<0.01	Snow	NW	3.8
West Gate	2013/1/14 10:30	5.8	<0.01	Snow	NW	4.7
West Gate	2013/1/14 10:40	5.8	<0.01	Snow	NNW	4.4
West Gate	2013/1/14 10:50	5.8	<0.01	Snow	NNW	4.6
West Gate	2013/1/14 11:00	5.8	<0.01	Snow	NNW	4.4
West Gate	2013/1/14 11:10	5.8	<0.01	Snow	NNW	4.2
West Gate	2013/1/14 11:20	5.7	<0.01	Snow	NNW	3.4
West Gate	2013/1/14 11:30	5.7	<0.01	Snow	NNW	4.1
West Gate	2013/1/14 11:40	5.7	<0.01	Snow	N	3.1

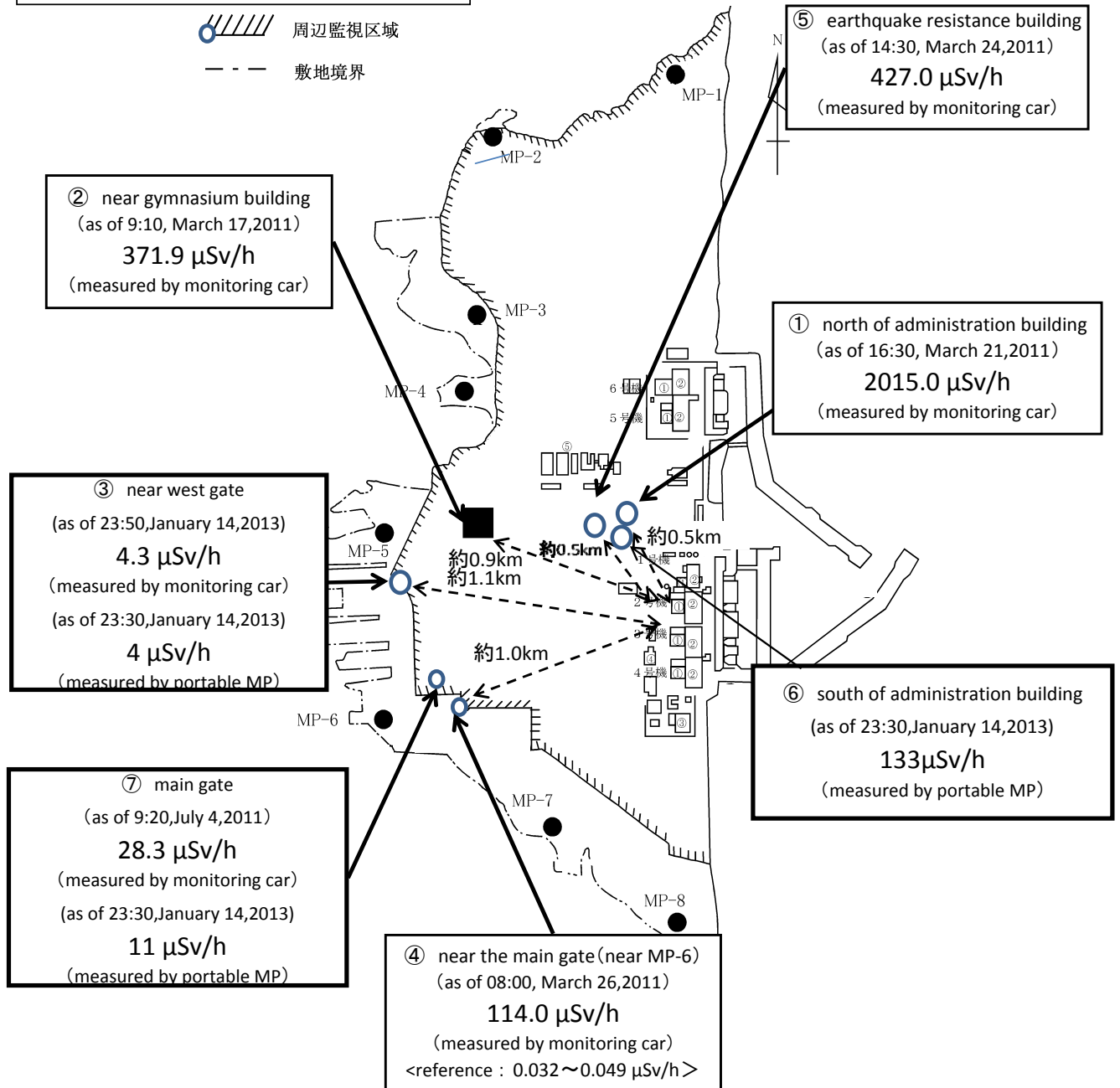
Measuring Point	Measurement Date	γ Ray	Neutron Ray	Weather	Wind Direction	Wind Velocity (m/s)
West Gate	2013/1/14 11:50	5.7	<0.01	Snow	N	3.3
West Gate	2013/1/14 12:00	5.6	<0.01	Snow	NNW	4.7
West Gate	2013/1/14 12:10	5.6	<0.01	Snow	NNW	4.8
West Gate	2013/1/14 12:20	5.6	<0.01	Snow	NNW	4.8
West Gate	2013/1/14 12:30	5.6	<0.01	Snow	NNW	4.7
West Gate	2013/1/14 12:40	5.6	<0.01	Snow	NNW	4.7
West Gate	2013/1/14 12:50	5.5	<0.01	Snow	NNW	4.7
West Gate	2013/1/14 13:00	5.5	<0.01	Snow	NNW	4.7
West Gate	2013/1/14 13:10	5.5	<0.01	Snow	NNW	5.2
West Gate	2013/1/14 13:20	5.5	<0.01	Snow	NNW	4.8
West Gate	2013/1/14 13:30	5.4	<0.01	Snow	NNW	5.0
West Gate	2013/1/14 13:40	5.4	<0.01	Snow	NNW	4.8
West Gate	2013/1/14 13:50	5.3	<0.01	Snow	NNW	5.1
West Gate	2013/1/14 14:00	5.3	<0.01	Snow	NNW	5.4
West Gate	2013/1/14 14:10	5.3	<0.01	Snow	NNW	5.1
West Gate	2013/1/14 14:20	5.2	<0.01	Snow	NNW	4.9
West Gate	2013/1/14 14:30	5.1	<0.01	Snow	NNW	4.9
West Gate	2013/1/14 14:40	5.1	<0.01	Snow	NNW	5.6
West Gate	2013/1/14 14:50	5.0	<0.01	Snow	NNW	5.1
West Gate	2013/1/14 15:00	5.0	<0.01	Snow	NNW	5.5
West Gate	2013/1/14 15:10	4.9	<0.01	Snow	NNW	5.9
West Gate	2013/1/14 15:20	4.8	<0.01	Snow	NNW	5.4
West Gate	2013/1/14 15:30	4.8	<0.01	Snow	NNW	5.4
West Gate	2013/1/14 15:40	4.7	<0.01	Snow	NNW	5.5
West Gate	2013/1/14 15:50	4.7	<0.01	Snow	NNW	5.4
West Gate	2013/1/14 16:00	4.7	<0.01	Snow	SSW	5.4
West Gate	2013/1/14 16:10	4.6	<0.01	Snow	SSW	5.0
West Gate	2013/1/14 16:20	4.6	<0.01	Snow	NW	1.3
West Gate	2013/1/14 16:30	4.5	<0.01	Snow	NW	2.2
West Gate	2013/1/14 16:40	4.5	<0.01	Snow	NW	1.2
West Gate	2013/1/14 16:50	4.5	<0.01	Snow	NW	1.3
West Gate	2013/1/14 17:00	4.5	<0.01	Snow	NW	3.0
West Gate	2013/1/14 17:10	4.5	<0.01	Snow	NW	2.8
West Gate	2013/1/14 17:20	4.4	<0.01	Snow	NW	3.0
West Gate	2013/1/14 17:30	4.4	<0.01	Snow	NW	2.8
West Gate	2013/1/14 17:40	4.4	<0.01	Snow	WNW	3.6
West Gate	2013/1/14 17:50	4.4	<0.01	Snow	NW	3.6
West Gate	2013/1/14 18:00	4.4	<0.01	Snow	WNW	3.5
West Gate	2013/1/14 18:10	4.4	<0.01	Snow	WNW	4.0
West Gate	2013/1/14 18:20	4.4	<0.01	Snow	NW	3.3
West Gate	2013/1/14 18:30	4.4	<0.01	Snow	NW	2.2
West Gate	2013/1/14 18:40	4.4	<0.01	Snow	NW	2.3
West Gate	2013/1/14 18:50	4.3	<0.01	Snow	NNW	6.4
West Gate	2013/1/14 19:00	4.3	<0.01	Snow	NNW	3.9
West Gate	2013/1/14 19:10	4.4	<0.01	Snow	NNW	5.8
West Gate	2013/1/14 19:20	4.3	<0.01	Snow	N	4.2
West Gate	2013/1/14 19:30	4.3	<0.01	Snow	NNW	5.4
West Gate	2013/1/14 19:40	4.3	<0.01	Snow	NNW	5.7
West Gate	2013/1/14 19:50	4.3	<0.01	Snow	NNW	6.0
West Gate	2013/1/14 20:00	4.3	<0.01	Snow	NNW	6.5
West Gate	2013/1/14 20:10	4.3	<0.01	Snow	NNW	6.7
West Gate	2013/1/14 20:20	4.3	<0.01	Snow	NNW	6.4
West Gate	2013/1/14 20:30	4.3	<0.01	Snow	NNW	6.3
West Gate	2013/1/14 20:40	4.3	<0.01	Snow	NNW	6.4
West Gate	2013/1/14 20:50	4.3	<0.01	Snow	NNW	7.1
West Gate	2013/1/14 21:00	4.3	<0.01	Snow	NNW	6.3
West Gate	2013/1/14 21:10	4.3	<0.01	Snow	NNW	6.5
West Gate	2013/1/14 21:20	4.3	<0.01	Snow	NNW	5.5
West Gate	2013/1/14 21:30	4.3	<0.01	Snow	NNW	5.9
West Gate	2013/1/14 21:40	4.3	<0.01	Snow	NNW	6.3
West Gate	2013/1/14 21:50	4.3	<0.01	Snow	NNW	6.1
West Gate	2013/1/14 22:00	4.3	<0.01	Snow	NNW	6.5
West Gate	2013/1/14 22:10	4.3	<0.01	Snow	NNW	6.1
West Gate	2013/1/14 22:20	4.3	<0.01	Snow	NNW	6.3
West Gate	2013/1/14 22:30	4.3	<0.01	Snow	NNW	5.9
West Gate	2013/1/14 22:40	4.3	<0.01	Snow	NNW	5.0
West Gate	2013/1/14 22:50	4.3	<0.01	Snow	NNW	6.3
West Gate	2013/1/14 23:00	4.3	<0.01	Snow	NNW	6.5
West Gate	2013/1/14 23:10	4.3	<0.01	Snow	NNW	5.6
West Gate	2013/1/14 23:20	4.3	<0.01	Snow	NW	4.4
West Gate	2013/1/14 23:30	4.3	<0.01	Snow	NW	5.3
West Gate	2013/1/14 23:40	4.3	<0.01	Snow	NW	4.9
West Gate	2013/1/14 23:50	4.3	<0.01	Snow	NNW	5.2

Fukushima Daiichi Nuclear Power Plant

2013/1/14
as of 23:50

周辺監視区域 : supervised outside area
敷地境界 : site boundary

 周辺監視区域
 敷地境界



※Reference data indicate the normal fluctuation range of airborne radiation rate.