

Fixed point Monitoring Status by Temporary Monitoring Post at Fukushima Daiichi Nuclear Power Station

Date	Radiation Dose Rate (μ Sv/h) At the Main Buiding	Radiation Dose Rate (μ Sv/h) At the Main Gate	Radiation Dose Rate (μ Sv/h) At the West Gate
2013/3/14 0:00	147	19	6
2013/3/14 0:30	148	19	6
2013/3/14 1:00	148	18	6
2013/3/14 1:30	148	18	6
2013/3/14 2:00	149	19	6
2013/3/14 2:30	148	18	6
2013/3/14 3:00	147	18	6
2013/3/14 3:30	148	18	6
2013/3/14 4:00	147	18	6
2013/3/14 4:30	149	18	6
2013/3/14 5:00	150	18	6
2013/3/14 5:30	148	18	6
2013/3/14 6:00	150	18	6
2013/3/14 6:30	151	18	6
2013/3/14 7:00	150	19	6
2013/3/14 7:30	151	19	6
2013/3/14 8:00	150	19	6
2013/3/14 8:30	151	19	6
2013/3/14 9:00	152	19	6
2013/3/14 9:30	152	19	6
2013/3/14 10:00	153	19	6
2013/3/14 10:30	152	19	6
2013/3/14 11:00	151	19	6
2013/3/14 11:30	151	19	6
2013/3/14 12:00	152	19	6
2013/3/14 12:30	152	19	6
2013/3/14 13:00	152	19	6
2013/3/14 13:30	152	19	6
2013/3/14 14:00	142	19	6
2013/3/14 14:30	143	19	6
2013/3/14 15:00	150	19	6
2013/3/14 15:30	150	19	6
2013/3/14 16:00	151	19	6
2013/3/14 16:30	151	19	6
2013/3/14 17:00	150	19	6
2013/3/14 17:30	150	19	6
2013/3/14 18:00	150	19	6
2013/3/14 18:30	151	19	6
2013/3/14 19:00	151	19	6
2013/3/14 19:30	151	19	6
2013/3/14 20:00	152	19	6
2013/3/14 20:30	153	19	6
2013/3/14 21:00	153	19	6
2013/3/14 21:30	153	19	6
2013/3/14 22:00	154	19	6
2013/3/14 22:30	154	19	6
2013/3/14 23:00	153	19	6
2013/3/14 23:30	154	19	6

Monitoring data by a monitoring car* at Fukushima Daiichi Nuclear Power Station (μ Sv/h)

* The data from monitoring car may deficit as the vehicle may change monitoring point.

*About the direction of the wind and the wind velocity,we are measuring with the weather observation meter of the 10m higher .

*"-": the wind velocity is below 0.5m/s

*Due to the renewal of the radiation detector of the monitoring car, the radiation dose rate is obtained by a mobile radiation detector for substitute from 9:00 on February 25, 2013.



Measuring Point	Measurement Date	γ Ray	Neutron Ray	Weather	Wind Direction	Wind Velocity (m/s)
West Gate	2013/3/14 0:00	6.1	<0.01	Rain	N	4.2
West Gate	2013/3/14 0:10	6.1	<0.01	Rain	N	5.5
West Gate	2013/3/14 0:20	6.0	<0.01	Rain	N	5.2
West Gate	2013/3/14 0:30	6.1	<0.01	Rain	N	4.9
West Gate	2013/3/14 0:40	6.1	<0.01	Cloudy	NNW	5.2
West Gate	2013/3/14 0:50	6.1	<0.01	Cloudy	NNW	5.0
West Gate	2013/3/14 1:00	6.0	<0.01	Rain	NNW	4.7
West Gate	2013/3/14 1:10	6.0	<0.01	Rain	NNW	4.4
West Gate	2013/3/14 1:20	6.0	<0.01	Rain	NNW	4.2
West Gate	2013/3/14 1:30	6.0	<0.01	Rain	NNW	5.7
West Gate	2013/3/14 1:40	6.1	<0.01	Rain	NNW	4.8
West Gate	2013/3/14 1:50	6.1	<0.01	Rain	NNW	3.8
West Gate	2013/3/14 2:00	6.0	<0.01	Rain	NNW	3.9
West Gate	2013/3/14 2:10	6.1	<0.01	Cloudy	NNW	2.3
West Gate	2013/3/14 2:20	6.0	<0.01	Cloudy	NNW	2.2
West Gate	2013/3/14 2:30	6.0	<0.01	Cloudy	N	3.1
West Gate	2013/3/14 2:40	6.0	<0.01	Cloudy	NNW	3.1
West Gate	2013/3/14 2:50	6.1	<0.01	Rain	NNW	3.5
West Gate	2013/3/14 3:00	6.0	<0.01	Rain	NNW	4.5
West Gate	2013/3/14 3:10	6.1	<0.01	Rain	NNW	5.0
West Gate	2013/3/14 3:20	6.1	<0.01	Rain	NNW	4.9
West Gate	2013/3/14 3:30	6.1	<0.01	Rain	NNW	3.0
West Gate	2013/3/14 3:40	6.1	<0.01	Rain	NNW	4.5
West Gate	2013/3/14 3:50	6.1	<0.01	Cloudy	NW	5.5
West Gate	2013/3/14 4:00	6.1	<0.01	Cloudy	NW	4.3
West Gate	2013/3/14 4:10	6.1	<0.01	Cloudy	NNW	3.6
West Gate	2013/3/14 4:20	6.0	<0.01	Cloudy	N	4.6
West Gate	2013/3/14 4:30	6.1	<0.01	Cloudy	N	5.1
West Gate	2013/3/14 4:40	6.1	<0.01	Cloudy	N	5.4
West Gate	2013/3/14 4:50	6.1	<0.01	Cloudy	N	4.9
West Gate	2013/3/14 5:00	6.1	<0.01	Cloudy	N	5.5
West Gate	2013/3/14 5:10	6.0	<0.01	Cloudy	NNW	5.4
West Gate	2013/3/14 5:20	6.0	<0.01	Cloudy	NNW	4.0
West Gate	2013/3/14 5:30	6.0	<0.01	Cloudy	NNW	4.3
West Gate	2013/3/14 5:40	6.1	<0.01	Cloudy	NNW	5.0
West Gate	2013/3/14 5:50	6.1	<0.01	Cloudy	NNW	5.8
West Gate	2013/3/14 6:00	6.1	<0.01	Cloudy	NNW	5.3
West Gate	2013/3/14 6:10	6.1	<0.01	Cloudy	NNW	5.9
West Gate	2013/3/14 6:20	6.1	<0.01	Cloudy	NNW	5.3
West Gate	2013/3/14 6:30	6.0	<0.01	Cloudy	NW	7.6
West Gate	2013/3/14 6:40	6.1	<0.01	Cloudy	NNW	5.3
West Gate	2013/3/14 6:50	6.2	<0.01	Cloudy	NNW	5.9
West Gate	2013/3/14 7:00	6.2	<0.01	Cloudy	NNW	5.0
West Gate	2013/3/14 7:10	6.2	<0.01	Cloudy	NNW	5.0
West Gate	2013/3/14 7:20	6.3	<0.01	Cloudy	N	6.0
West Gate	2013/3/14 7:30	6.3	<0.01	Cloudy	N	5.5
West Gate	2013/3/14 7:40	6.2	<0.01	Cloudy	NNW	5.6
West Gate	2013/3/14 7:50	6.2	<0.01	Cloudy	NNW	5.1
West Gate	2013/3/14 8:00	6.2	<0.01	Cloudy	NNW	4.5
West Gate	2013/3/14 8:10	6.2	<0.01	Cloudy	NNW	5.2
West Gate	2013/3/14 8:20	6.3	<0.01	Cloudy	NNW	6.2
West Gate	2013/3/14 8:30	6.3	<0.01	Cloudy	N	5.2
West Gate	2013/3/14 8:40	6.3	<0.01	Cloudy	NNW	6.1
West Gate	2013/3/14 8:50	6.4	<0.01	Cloudy	NNW	5.0
West Gate	2013/3/14 9:00	6.4	<0.01	Cloudy	NNW	5.2
West Gate	2013/3/14 9:10	6.0	<0.01	Cloudy	N	6.2
West Gate	2013/3/14 9:20	6.3	<0.01	Cloudy	NNW	7.6
West Gate	2013/3/14 9:30	6.3	<0.01	Cloudy	NNW	6.4
West Gate	2013/3/14 9:40	6.2	<0.01	Cloudy	NNW	6.4
West Gate	2013/3/14 9:50	6.2	<0.01	Cloudy	NNW	5.8
West Gate	2013/3/14 10:00	6.2	<0.01	Cloudy	NNW	5.7
West Gate	2013/3/14 10:10	6.1	<0.01	Cloudy	NNW	6.0
West Gate	2013/3/14 10:20	6.1	<0.01	Cloudy	NNW	6.0
West Gate	2013/3/14 10:30	6.1	<0.01	Cloudy	NNW	5.9
West Gate	2013/3/14 10:40	6.1	<0.01	Cloudy	N	6.1
West Gate	2013/3/14 10:50	6.1	<0.01	Cloudy	NNW	5.7
West Gate	2013/3/14 11:00	6.0	<0.01	Cloudy	NNW	5.2
West Gate	2013/3/14 11:10	6.0	<0.01	Cloudy	NNW	5.7

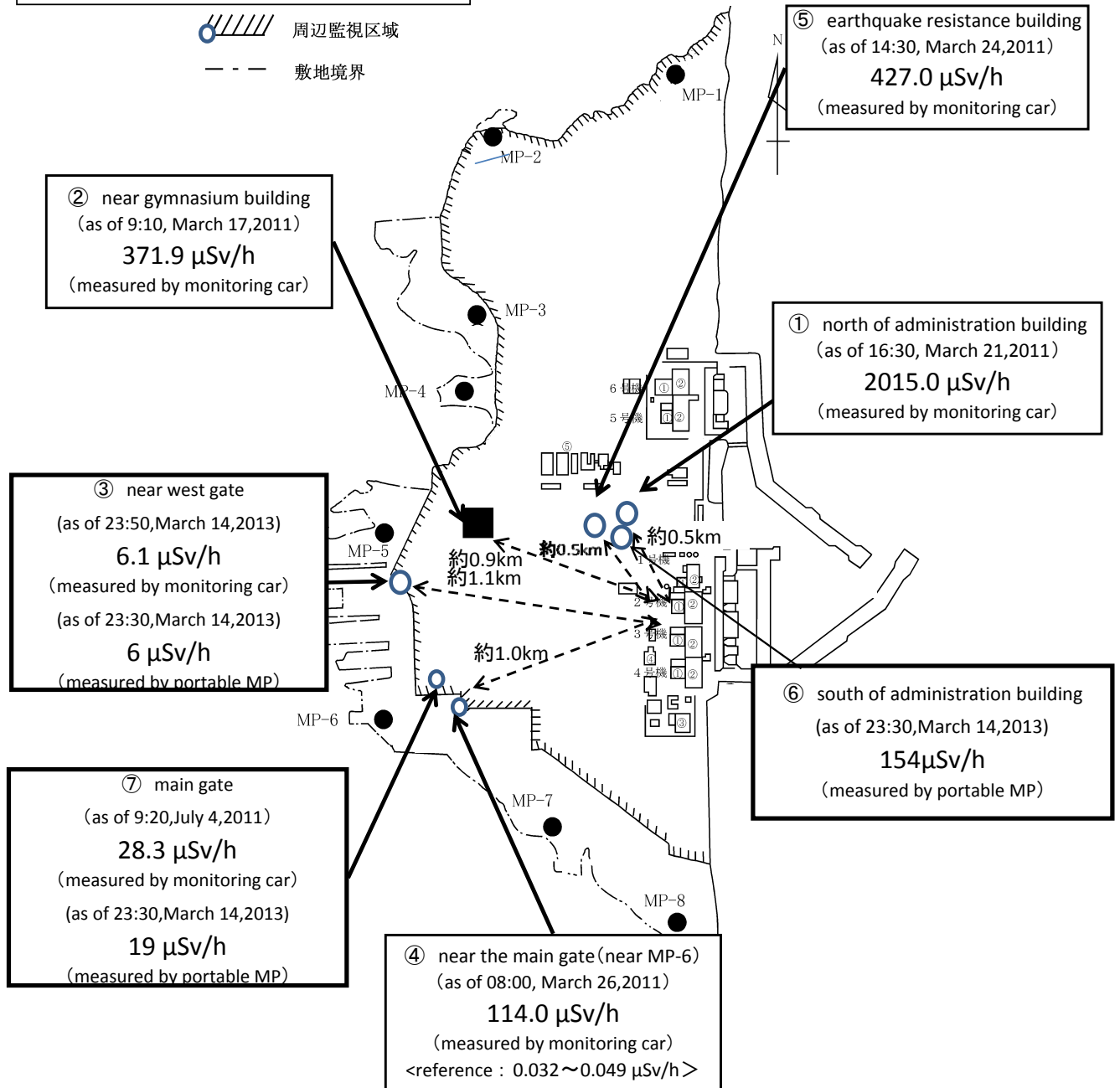
Measuring Point	Measurement Date	γ Ray	Neutron Ray	Weather	Wind Direction	Wind Velocity (m/s)
West Gate	2013/3/14 11:20	6.1	<0.01	Cloudy	NNW	5.6
West Gate	2013/3/14 11:30	6.0	<0.01	Cloudy	NNW	5.9
West Gate	2013/3/14 11:40	6.0	<0.01	Cloudy	NNW	6.3
West Gate	2013/3/14 11:50	6.0	<0.01	Fine	NNW	4.8
West Gate	2013/3/14 12:00	6.0	<0.01	Fine	N	4.7
West Gate	2013/3/14 12:10	6.0	<0.01	Fine	N	5.9
West Gate	2013/3/14 12:20	6.0	<0.01	Fine	NNW	5.3
West Gate	2013/3/14 12:30	6.0	<0.01	Fine	NNE	5.0
West Gate	2013/3/14 12:40	6.0	<0.01	Fine	NNE	4.9
West Gate	2013/3/14 12:50	5.9	<0.01	Fine	NNW	5.5
West Gate	2013/3/14 13:00	5.9	<0.01	Fine	N	5.5
West Gate	2013/3/14 13:10	6.0	<0.01	Fine	N	4.9
West Gate	2013/3/14 13:20	5.9	<0.01	Fine	N	4.0
West Gate	2013/3/14 13:30	5.9	<0.01	Fine	NNW	4.5
West Gate	2013/3/14 13:40	6.0	<0.01	Fine	NNW	4.2
West Gate	2013/3/14 13:50	6.0	<0.01	Fine	N	3.8
West Gate	2013/3/14 14:00	5.9	<0.01	Fine	NNW	4.3
West Gate	2013/3/14 14:10	5.9	<0.01	Fine	N	6.0
West Gate	2013/3/14 14:20	5.9	<0.01	Fine	N	6.4
West Gate	2013/3/14 14:30	5.9	<0.01	Fine	N	5.8
West Gate	2013/3/14 14:40	5.9	<0.01	Fine	N	6.2
West Gate	2013/3/14 14:50	5.9	<0.01	Fine	N	6.0
West Gate	2013/3/14 15:00	5.9	<0.01	Fine	N	6.7
West Gate	2013/3/14 15:10	5.9	<0.01	Fine	NNW	6.2
West Gate	2013/3/14 15:20	6.0	<0.01	Fine	NNW	5.4
West Gate	2013/3/14 15:30	6.0	<0.01	Fine	N	6.7
West Gate	2013/3/14 15:40	6.0	<0.01	Fine	N	5.7
West Gate	2013/3/14 15:50	6.0	<0.01	Fine	NNW	5.2
West Gate	2013/3/14 16:00	6.0	<0.01	Fine	NNW	4.6
West Gate	2013/3/14 16:10	6.0	<0.01	Fine	NNW	4.6
West Gate	2013/3/14 16:20	6.0	<0.01	Fine	N	4.7
West Gate	2013/3/14 16:30	6.0	<0.01	Fine	NNW	4.8
West Gate	2013/3/14 16:40	6.1	<0.01	Fine	NNW	4.5
West Gate	2013/3/14 16:50	6.1	<0.01	Fine	NNW	4.1
West Gate	2013/3/14 17:00	6.0	<0.01	Fine	NNW	4.6
West Gate	2013/3/14 17:10	6.0	<0.01	Fine	NNW	5.0
West Gate	2013/3/14 17:20	6.0	<0.01	Fine	NNW	4.4
West Gate	2013/3/14 17:30	6.0	<0.01	Fine	NW	4.4
West Gate	2013/3/14 17:40	6.1	<0.01	Fine	NW	2.6
West Gate	2013/3/14 17:50	6.1	<0.01	Fine	NNW	3.0
West Gate	2013/3/14 18:00	6.0	<0.01	Fine	NW	3.5
West Gate	2013/3/14 18:10	6.1	<0.01	Fine	NW	3.2
West Gate	2013/3/14 18:20	6.1	<0.01	Fine	NW	3.4
West Gate	2013/3/14 18:30	6.0	<0.01	Fine	NW	3.2
West Gate	2013/3/14 18:40	6.1	<0.01	Fine	NW	3.3
West Gate	2013/3/14 18:50	6.1	<0.01	Fine	NNW	2.7
West Gate	2013/3/14 19:00	6.0	<0.01	Fine	NW	2.4
West Gate	2013/3/14 19:10	6.1	<0.01	Fine	NW	1.4
West Gate	2013/3/14 19:20	6.0	<0.01	Fine	WNW	1.3
West Gate	2013/3/14 19:30	6.1	<0.01	Fine	WNW	1.5
West Gate	2013/3/14 19:40	6.1	<0.01	Fine	WNW	2.0
West Gate	2013/3/14 19:50	6.1	<0.01	Fine	NW	2.1
West Gate	2013/3/14 20:00	6.0	<0.01	Fine	NW	1.9
West Gate	2013/3/14 20:10	6.1	<0.01	Fine	NW	2.3
West Gate	2013/3/14 20:20	6.1	<0.01	Fine	NW	2.2
West Gate	2013/3/14 20:30	6.0	<0.01	Fine	NW	1.4
West Gate	2013/3/14 20:40	6.1	<0.01	Fine	-	CALM
West Gate	2013/3/14 20:50	6.1	<0.01	Fine	NW	1.2
West Gate	2013/3/14 21:00	6.1	<0.01	Fine	NW	1.5
West Gate	2013/3/14 21:10	6.1	<0.01	Fine	NW	2.0
West Gate	2013/3/14 21:20	6.1	<0.01	Fine	NW	1.8
West Gate	2013/3/14 21:30	6.0	<0.01	Fine	NW	1.7
West Gate	2013/3/14 21:40	6.1	<0.01	Fine	NW	1.2
West Gate	2013/3/14 21:50	6.1	<0.01	Fine	NW	1.3
West Gate	2013/3/14 22:00	6.0	<0.01	Fine	NW	1.5
West Gate	2013/3/14 22:10	6.0	<0.01	Fine	NW	1.4
West Gate	2013/3/14 22:20	6.1	<0.01	Fine	NW	1.3
West Gate	2013/3/14 22:30	6.1	<0.01	Fine	NW	1.6
West Gate	2013/3/14 22:40	6.1	<0.01	Fine	NW	1.8
West Gate	2013/3/14 22:50	6.1	<0.01	Fine	NW	1.7
West Gate	2013/3/14 23:00	6.1	<0.01	Fine	NW	1.9
West Gate	2013/3/14 23:10	6.0	<0.01	Fine	NW	1.6
West Gate	2013/3/14 23:20	6.0	<0.01	Fine	NW	1.6
West Gate	2013/3/14 23:30	6.1	<0.01	Fine	NW	1.4
West Gate	2013/3/14 23:40	6.1	<0.01	Fine	NW	1.3
West Gate	2013/3/14 23:50	6.1	<0.01	Fine	NW	1.9

Fukushima Daiichi Nuclear Power Plant

2013/3/14
as of 23:50

周辺監視区域 : supervised outside area
敷地境界 : site boundary

 周辺監視区域
 敷地境界



※Reference data indicate the normal fluctuation range of airborne radiation rate.