

Fixed point Monitoring Status by Temporary Monitoring Post at Fukushima Daiichi Nuclear Power Station

*The measurement data of the west gate is obtained by alternative survey equipment due to the failure of the measurement equipment (4/25 8:00 ~).

Date	Radiation Dose Rate (μ Sv/h) At the Main Buiding	Radiation Dose Rate (μ Sv/h) At the Main Gate	Radiation Dose Rate (μ Sv/h) At the West Gate
2013/6/9 0:00	157	16	5
2013/6/9 0:30	156	16	5
2013/6/9 1:00	156	16	5
2013/6/9 1:30	157	16	5
2013/6/9 2:00	158	16	5
2013/6/9 2:30	157	16	5
2013/6/9 3:00	158	16	5
2013/6/9 3:30	158	16	5
2013/6/9 4:00	158	16	5
2013/6/9 4:30	159	16	5
2013/6/9 5:00	158	16	5
2013/6/9 5:30	159	16	5
2013/6/9 6:00	159	16	5
2013/6/9 6:30	160	16	5
2013/6/9 7:00	160	16	5
2013/6/9 7:30	159	16	5
2013/6/9 8:00	160	16	5
2013/6/9 8:30	160	16	5
2013/6/9 9:00	160	16	5
2013/6/9 9:30	159	16	5
2013/6/9 10:00	160	16	5
2013/6/9 10:30	159	16	5
2013/6/9 11:00	159	16	5
2013/6/9 11:30	158	16	5
2013/6/9 12:00	157	16	5
2013/6/9 12:30	157	16	5
2013/6/9 13:00	157	16	5
2013/6/9 13:30	157	17	5
2013/6/9 14:00	157	17	5
2013/6/9 14:30	157	17	5
2013/6/9 15:00	157	17	5
2013/6/9 15:30	157	17	5
2013/6/9 16:00	157	17	5
2013/6/9 16:30	156	17	5
2013/6/9 17:00	155	17	5
2013/6/9 17:30	155	17	5
2013/6/9 18:00	154	17	5
2013/6/9 18:30	155	17	5
2013/6/9 19:00	154	16	5
2013/6/9 19:30	154	16	5
2013/6/9 20:00	154	16	5
2013/6/9 20:30	154	16	5
2013/6/9 21:00	154	16	5
2013/6/9 21:30	155	16	5
2013/6/9 22:00	155	16	5
2013/6/9 22:30	156	16	5
2013/6/9 23:00	156	16	5
2013/6/9 23:30	156	16	5

Monitoring data by a monitoring car* at Fukushima Daiichi Nuclear Power Station (μ Sv/h)

* The data from monitoring car may deficit as the vehicle may change monitoring point.

*About the direction of the wind and the wind velocity,we are measuring with the weather observation meter of the 10m higher .

*"-": the wind velocity is below 0.5m/s.



Measuring Point	Measurement Date	γ Ray	Neutron Ray	Weather	Wind Direction	Wind Velocity (m/s)
West Gate	2013/6/9 0:00	3.7	<0.01	Cloudy	-	CALM
West Gate	2013/6/9 0:10	3.8	<0.01	Cloudy	SW	0.8
West Gate	2013/6/9 0:20	3.7	<0.01	Cloudy	SW	1.8
West Gate	2013/6/9 0:30	3.8	<0.01	Cloudy	-	CALM
West Gate	2013/6/9 0:40	3.8	<0.01	Cloudy	-	CALM
West Gate	2013/6/9 0:50	3.8	<0.01	Cloudy	WNW	0.8
West Gate	2013/6/9 1:00	3.8	<0.01	Cloudy	WSW	2.3
West Gate	2013/6/9 1:10	3.8	<0.01	Cloudy	WSW	2.6
West Gate	2013/6/9 1:20	3.8	<0.01	Cloudy	WSW	1.0
West Gate	2013/6/9 1:30	3.8	<0.01	Cloudy	-	CALM
West Gate	2013/6/9 1:40	3.8	<0.01	Cloudy	WNW	0.6
West Gate	2013/6/9 1:50	3.8	<0.01	Cloudy	WSW	1.2
West Gate	2013/6/9 2:00	3.7	<0.01	Cloudy	WSW	2.2
West Gate	2013/6/9 2:10	3.7	<0.01	Cloudy	WSW	1.9
West Gate	2013/6/9 2:20	3.8	<0.01	Cloudy	W	1.5
West Gate	2013/6/9 2:30	3.8	<0.01	Cloudy	W	1.3
West Gate	2013/6/9 2:40	3.7	<0.01	Cloudy	W	1.2
West Gate	2013/6/9 2:50	3.8	<0.01	Cloudy	WSW	1.7
West Gate	2013/6/9 3:00	3.8	<0.01	Cloudy	WNW	1.6
West Gate	2013/6/9 3:10	3.7	<0.01	Cloudy	WNW	1.5
West Gate	2013/6/9 3:20	3.8	<0.01	Cloudy	W	1.4
West Gate	2013/6/9 3:30	3.7	<0.01	Cloudy	W	1.2
West Gate	2013/6/9 3:40	3.8	<0.01	Cloudy	WNW	1.5
West Gate	2013/6/9 3:50	3.8	<0.01	Cloudy	WSW	1.8
West Gate	2013/6/9 4:00	3.8	<0.01	Cloudy	W	1.6
West Gate	2013/6/9 4:10	3.7	<0.01	Fine	WSW	1.4
West Gate	2013/6/9 4:20	3.7	<0.01	Fine	WSW	1.2
West Gate	2013/6/9 4:30	3.7	<0.01	Fine	W	1.6
West Gate	2013/6/9 4:40	3.7	<0.01	Fine	WNW	1.5
West Gate	2013/6/9 4:50	3.8	<0.01	Fine	NW	0.9
West Gate	2013/6/9 5:00	3.8	<0.01	Fine	N	0.7
West Gate	2013/6/9 5:10	3.7	<0.01	Fine	-	CALM
West Gate	2013/6/9 5:20	3.8	<0.01	Fine	-	CALM
West Gate	2013/6/9 5:30	3.7	<0.01	Fine	NNW	0.9
West Gate	2013/6/9 5:40	3.8	<0.01	Fine	NW	1.1
West Gate	2013/6/9 5:50	3.8	<0.01	Fine	NW	1.4
West Gate	2013/6/9 6:00	3.8	<0.01	Fine	NW	1.1
West Gate	2013/6/9 6:10	3.8	<0.01	Fine	NNW	0.8
West Gate	2013/6/9 6:20	3.7	<0.01	Fine	NNW	0.7
West Gate	2013/6/9 6:30	3.7	<0.01	Fine	-	CALM
West Gate	2013/6/9 6:40	3.8	<0.01	Fine	WSW	1.5
West Gate	2013/6/9 6:50	3.7	<0.01	Fine	W	1.1
West Gate	2013/6/9 7:00	3.8	<0.01	Fine	W	1.4
West Gate	2013/6/9 7:10	3.8	<0.01	Fine	WNW	1.5
West Gate	2013/6/9 7:20	3.8	<0.01	Fine	WNW	1.4
West Gate	2013/6/9 7:30	3.8	<0.01	Fine	W	1.6
West Gate	2013/6/9 7:40	3.8	<0.01	Fine	WNW	1.6
West Gate	2013/6/9 7:50	3.8	<0.01	Fine	NW	1.8
West Gate	2013/6/9 8:00	3.8	<0.01	Fine	NW	2.3
West Gate	2013/6/9 8:10	3.8	<0.01	Fine	NW	2.6
West Gate	2013/6/9 8:20	3.8	<0.01	Fine	NW	2.7
West Gate	2013/6/9 8:30	3.8	<0.01	Fine	WNW	2.2
West Gate	2013/6/9 8:40	3.8	<0.01	Fine	WNW	2.7
West Gate	2013/6/9 8:50	3.8	<0.01	Fine	W	1.8
West Gate	2013/6/9 9:00	3.8	<0.01	Fine	SW	0.5
West Gate	2013/6/9 9:10	3.8	<0.01	Fine	WSW	1.0
West Gate	2013/6/9 9:20	3.8	<0.01	Fine	S	1.3
West Gate	2013/6/9 9:30	3.8	<0.01	Fine	ESE	3.1
West Gate	2013/6/9 9:40	3.8	<0.01	Fine	ESE	3.2
West Gate	2013/6/9 9:50	3.8	<0.01	Fine	SE	2.6
West Gate	2013/6/9 10:00	3.8	<0.01	Fine	SE	3.3
West Gate	2013/6/9 10:10	3.8	<0.01	Fine	ESE	3.0
West Gate	2013/6/9 10:20	3.8	<0.01	Fine	ESE	2.4
West Gate	2013/6/9 10:30	3.8	<0.01	Fine	ESE	2.6
West Gate	2013/6/9 10:40	3.8	<0.01	Fine	ESE	2.8
West Gate	2013/6/9 10:50	3.8	<0.01	Fine	ESE	2.6
West Gate	2013/6/9 11:00	3.8	<0.01	Fine	E	2.2
West Gate	2013/6/9 11:10	3.8	<0.01	Fine	ESE	2.5

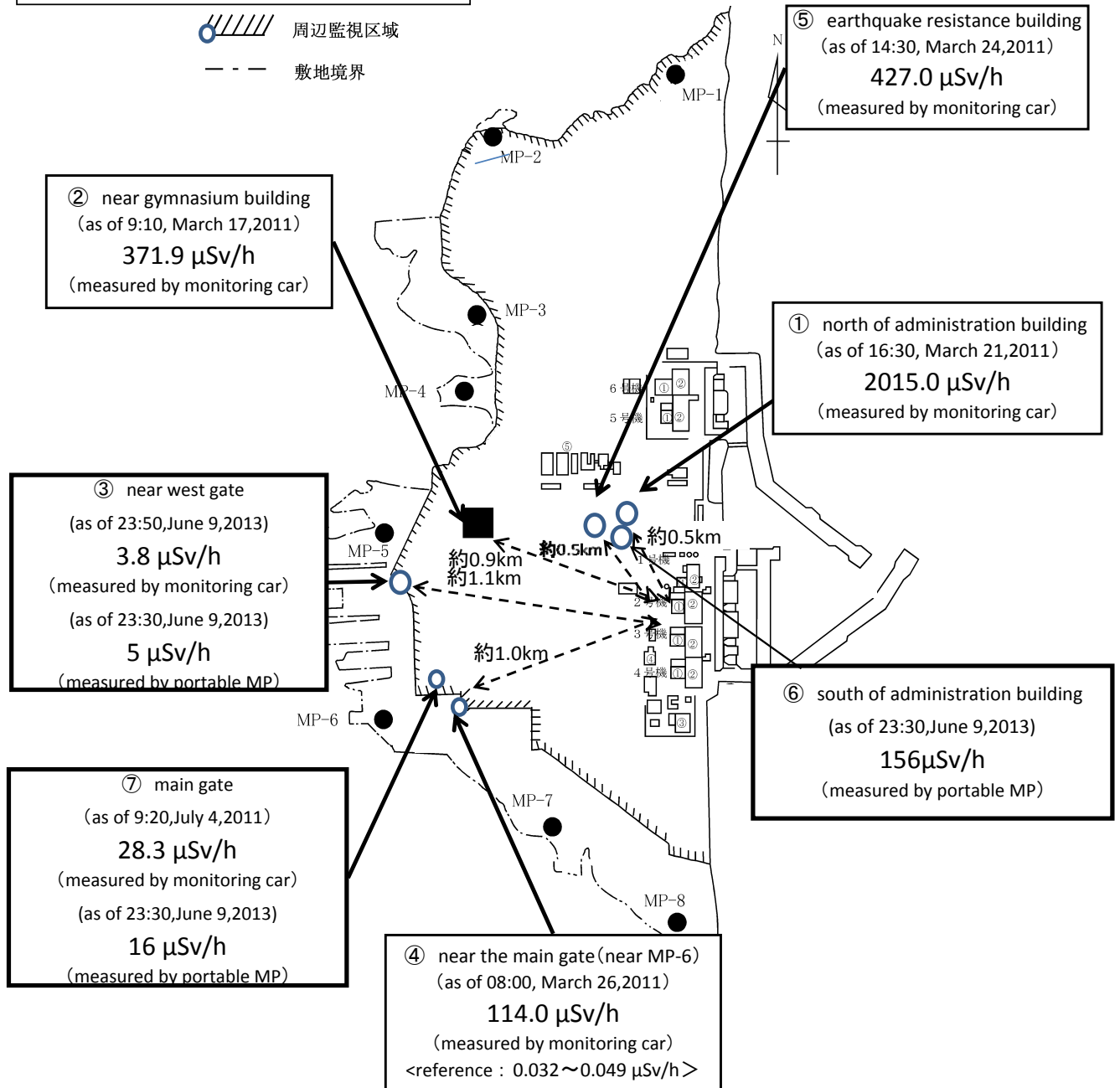
Measuring Point	Measurement Date	γ Ray	Neutron Ray	Weather	Wind Direction	Wind Velocity (m/s)
West Gate	2013/6/9 11:20	3.8	<0.01	Fine	E	2.6
West Gate	2013/6/9 11:30	3.8	<0.01	Fine	E	2.7
West Gate	2013/6/9 11:40	3.8	<0.01	Fine	ESE	2.7
West Gate	2013/6/9 11:50	3.8	<0.01	Fine	ESE	2.7
West Gate	2013/6/9 12:00	3.8	<0.01	Fine	E	2.2
West Gate	2013/6/9 12:10	3.8	<0.01	Fine	E	2.4
West Gate	2013/6/9 12:20	3.8	<0.01	Fine	E	2.3
West Gate	2013/6/9 12:30	3.8	<0.01	Fine	E	2.0
West Gate	2013/6/9 12:40	3.8	<0.01	Fine	ENE	2.2
West Gate	2013/6/9 12:50	3.8	<0.01	Fine	ENE	2.2
West Gate	2013/6/9 13:00	3.8	<0.01	Fine	ENE	2.2
West Gate	2013/6/9 13:10	3.8	<0.01	Fine	E	2.3
West Gate	2013/6/9 13:20	3.8	<0.01	Fine	E	2.2
West Gate	2013/6/9 13:30	3.8	<0.01	Fine	E	2.1
West Gate	2013/6/9 13:40	3.8	<0.01	Fine	ESE	1.7
West Gate	2013/6/9 13:50	3.8	<0.01	Fine	SE	2.1
West Gate	2013/6/9 14:00	3.8	<0.01	Fine	SSE	3.1
West Gate	2013/6/9 14:10	3.8	<0.01	Fine	SSE	3.5
West Gate	2013/6/9 14:20	3.8	<0.01	Fine	SSE	3.3
West Gate	2013/6/9 14:30	3.8	<0.01	Fine	SSE	3.5
West Gate	2013/6/9 14:40	3.8	<0.01	Fine	SSE	3.5
West Gate	2013/6/9 14:50	3.8	<0.01	Fine	SSE	2.3
West Gate	2013/6/9 15:00	3.8	<0.01	Fine	SE	2.3
West Gate	2013/6/9 15:10	3.8	<0.01	Fine	SE	3.0
West Gate	2013/6/9 15:20	3.8	<0.01	Fine	SE	2.7
West Gate	2013/6/9 15:30	3.8	<0.01	Fine	SE	2.8
West Gate	2013/6/9 15:40	3.8	<0.01	Fine	SE	2.6
West Gate	2013/6/9 15:50	3.8	<0.01	Fine	SSE	2.7
West Gate	2013/6/9 16:00	3.8	<0.01	Fine	SE	2.5
West Gate	2013/6/9 16:10	3.8	<0.01	Fine	SE	2.4
West Gate	2013/6/9 16:20	3.8	<0.01	Fine	SE	2.6
West Gate	2013/6/9 16:30	3.8	<0.01	Fine	SE	2.0
West Gate	2013/6/9 16:40	3.8	<0.01	Fine	SE	2.2
West Gate	2013/6/9 16:50	3.8	<0.01	Fine	SSE	2.3
West Gate	2013/6/9 17:00	3.8	<0.01	Fine	S	2.0
West Gate	2013/6/9 17:10	3.8	<0.01	Fine	S	2.1
West Gate	2013/6/9 17:20	3.8	<0.01	Fine	SSE	2.0
West Gate	2013/6/9 17:30	3.8	<0.01	Fine	SSE	1.7
West Gate	2013/6/9 17:40	3.8	<0.01	Fine	SSE	2.1
West Gate	2013/6/9 17:50	3.8	<0.01	Fine	SSE	2.3
West Gate	2013/6/9 18:00	3.8	<0.01	Fine	SSE	1.9
West Gate	2013/6/9 18:10	3.8	<0.01	Fine	SSE	1.8
West Gate	2013/6/9 18:20	3.8	<0.01	Fine	S	1.7
West Gate	2013/6/9 18:30	3.8	<0.01	Fine	S	2.4
West Gate	2013/6/9 18:40	3.8	<0.01	Fine	S	1.9
West Gate	2013/6/9 18:50	3.8	<0.01	Fine	SSW	2.6
West Gate	2013/6/9 19:00	3.8	<0.01	Fine	SSW	2.4
West Gate	2013/6/9 19:10	3.8	<0.01	Fine	SSW	2.3
West Gate	2013/6/9 19:20	3.8	<0.01	Fine	SSW	2.1
West Gate	2013/6/9 19:30	3.8	<0.01	Fine	S	1.7
West Gate	2013/6/9 19:40	3.8	<0.01	Fine	S	2.1
West Gate	2013/6/9 19:50	3.8	<0.01	Fine	S	1.4
West Gate	2013/6/9 20:00	3.8	<0.01	Fine	S	1.5
West Gate	2013/6/9 20:10	3.8	<0.01	Fine	S	1.7
West Gate	2013/6/9 20:20	3.8	<0.01	Fine	S	1.7
West Gate	2013/6/9 20:30	3.8	<0.01	Fine	SSW	2.0
West Gate	2013/6/9 20:40	3.8	<0.01	Fine	SSW	1.3
West Gate	2013/6/9 20:50	3.8	<0.01	Fine	SW	1.0
West Gate	2013/6/9 21:00	3.8	<0.01	Fine	S	0.7
West Gate	2013/6/9 21:10	3.8	<0.01	Fine	-	CALM
West Gate	2013/6/9 21:20	3.8	<0.01	Fine	WSW	0.6
West Gate	2013/6/9 21:30	3.8	<0.01	Fine	WSW	1.1
West Gate	2013/6/9 21:40	3.8	<0.01	Fine	WNW	0.8
West Gate	2013/6/9 21:50	3.8	<0.01	Fine	-	CALM
West Gate	2013/6/9 22:00	3.8	<0.01	Fine	ESE	0.5
West Gate	2013/6/9 22:10	3.8	<0.01	Fine	-	CALM
West Gate	2013/6/9 22:20	3.8	<0.01	Fine	SW	0.6
West Gate	2013/6/9 22:30	3.8	<0.01	Fine	SSW	0.7
West Gate	2013/6/9 22:40	3.8	<0.01	Fine	SW	0.7
West Gate	2013/6/9 22:50	3.7	<0.01	Fine	WSW	0.7
West Gate	2013/6/9 23:00	3.8	<0.01	Fine	-	CALM
West Gate	2013/6/9 23:10	3.8	<0.01	Fine	-	CALM
West Gate	2013/6/9 23:20	3.8	<0.01	Fine	SW	0.6
West Gate	2013/6/9 23:30	3.8	<0.01	Fine	W	0.9
West Gate	2013/6/9 23:40	3.8	<0.01	Fine	NW	1.2
West Gate	2013/6/9 23:50	3.8	<0.01	Fine	NW	1.6

Fukushima Daiichi Nuclear Power Plant

2013/6/9
as of 23:50

周辺監視区域 : supervised outside area
敷地境界 : site boundary

 周辺監視区域
 敷地境界



※Reference data indicate the normal fluctuation range of airborne radiation rate.