

Fixed point Monitoring Status by Temporary Monitoring Post at Fukushima Daiichi Nuclear Power Station

Date	Radiation Dose Rate (μ Sv/h) At the Main Buiding	Radiation Dose Rate (μ Sv/h) At the Main Gate	Radiation Dose Rate (μ Sv/h) At the West Gate
2014/3/30 0:00	129	14	4
2014/3/30 0:30	129	14	4
2014/3/30 1:00	129	14	4
2014/3/30 1:30	130	14	4
2014/3/30 2:00	130	14	4
2014/3/30 2:30	130	14	4
2014/3/30 3:00	130	14	4
2014/3/30 3:30	130	14	4
2014/3/30 4:00	130	14	4
2014/3/30 4:30	130	14	4
2014/3/30 5:00	130	14	4
2014/3/30 5:30	129	14	4
2014/3/30 6:00	129	13	4
2014/3/30 6:30	128	13	4
2014/3/30 7:00	127	13	4
2014/3/30 7:30	126	13	4
2014/3/30 8:00	126	13	4
2014/3/30 8:30	126	13	4
2014/3/30 9:00	126	13	4
2014/3/30 9:30	125	13	4
2014/3/30 10:00	125	13	4
2014/3/30 10:30	125	13	4
2014/3/30 11:00	125	13	4
2014/3/30 11:30	125	13	4
2014/3/30 12:00	124	13	4
2014/3/30 12:30	124	13	4
2014/3/30 13:00	124	13	4
2014/3/30 13:30	124	13	4
2014/3/30 14:00	125	13	4
2014/3/30 14:30	125	13	4
2014/3/30 15:00	124	13	4
2014/3/30 15:30	123	13	4
2014/3/30 16:00	123	13	4
2014/3/30 16:30	123	13	4
2014/3/30 17:00	123	13	4
2014/3/30 17:30	123	13	4
2014/3/30 18:00	123	13	4
2014/3/30 18:30	123	13	4
2014/3/30 19:00	123	13	4
2014/3/30 19:30	123	13	4
2014/3/30 20:00	124	13	4
2014/3/30 20:30	124	13	4
2014/3/30 21:00	124	13	4
2014/3/30 21:30	125	13	4
2014/3/30 22:00	125	13	4
2014/3/30 22:30	125	13	4
2014/3/30 23:00	125	13	4
2014/3/30 23:30	125	13	4

Monitoring data by a monitoring car* at Fukushima Daiichi Nuclear Power Station (μ Sv/h)

* The data from monitoring car may deficit as the vehicle may change monitoring point.

*About the direction of the wind and the wind velocity,we are measuring with the weather observation meter of the 10m higher.

*"-": the wind velocity/"CALM":the wind direction is below 0.5m/s.



Measuring Point	Measurement Date	γ Ray	Neutron Ray	Weather	Wind Direction	Wind Velocity (m/s)
West Gate	2014/3/30 0:00	2.8	<0.01	Fine	NNE	1.2
West Gate	2014/3/30 0:10	2.9	<0.01	Cloudy	N	2.3
West Gate	2014/3/30 0:20	2.8	<0.01	Cloudy	NNW	2.4
West Gate	2014/3/30 0:30	2.9	<0.01	Cloudy	NNW	1.6
West Gate	2014/3/30 0:40	2.8	<0.01	Cloudy	NNW	1.5
West Gate	2014/3/30 0:50	2.8	<0.01	Cloudy	NW	1.4
West Gate	2014/3/30 1:00	2.9	<0.01	Cloudy	NNW	1.4
West Gate	2014/3/30 1:10	2.8	<0.01	Cloudy	N	1.7
West Gate	2014/3/30 1:20	2.9	<0.01	Cloudy	N	1.9
West Gate	2014/3/30 1:30	2.9	<0.01	Cloudy	N	1.3
West Gate	2014/3/30 1:40	2.8	<0.01	Cloudy	N	1.2
West Gate	2014/3/30 1:50	2.9	<0.01	Cloudy	N	1.3
West Gate	2014/3/30 2:00	2.9	<0.01	Cloudy	NNE	1.3
West Gate	2014/3/30 2:10	2.8	<0.01	Cloudy	NNE	1.5
West Gate	2014/3/30 2:20	2.9	<0.01	Cloudy	N	2.6
West Gate	2014/3/30 2:30	2.8	<0.01	Cloudy	N	3.5
West Gate	2014/3/30 2:40	2.8	<0.01	Cloudy	N	3.4
West Gate	2014/3/30 2:50	2.9	<0.01	Cloudy	NNW	2.2
West Gate	2014/3/30 3:00	2.8	<0.01	Cloudy	NW	2.6
West Gate	2014/3/30 3:10	2.8	<0.01	Cloudy	NNW	2.1
West Gate	2014/3/30 3:20	2.9	<0.01	Cloudy	NNW	3.1
West Gate	2014/3/30 3:30	2.9	<0.01	Cloudy	NW	2.3
West Gate	2014/3/30 3:40	2.8	<0.01	Cloudy	NW	1.6
West Gate	2014/3/30 3:50	2.9	<0.01	Cloudy	NW	1.6
West Gate	2014/3/30 4:00	2.8	<0.01	Rain	NW	1.4
West Gate	2014/3/30 4:10	2.8	<0.01	Rain	NNW	1.7
West Gate	2014/3/30 4:20	2.9	<0.01	Rain	NNW	2.5
West Gate	2014/3/30 4:30	2.9	<0.01	Rain	NNW	2.4
West Gate	2014/3/30 4:40	2.9	<0.01	Rain	NNW	2.7
West Gate	2014/3/30 4:50	2.8	<0.01	Rain	NNW	2.4
West Gate	2014/3/30 5:00	2.8	<0.01	Rain	NNW	2.4
West Gate	2014/3/30 5:10	2.8	<0.01	Rain	NNW	2.1
West Gate	2014/3/30 5:20	2.8	<0.01	Rain	NNW	2.2
West Gate	2014/3/30 5:30	2.8	<0.01	Rain	NNW	2.4
West Gate	2014/3/30 5:40	2.8	<0.01	Rain	NNW	2.7
West Gate	2014/3/30 5:50	2.8	<0.01	Rain	NNW	2.8
West Gate	2014/3/30 6:00	2.8	<0.01	Rain	NNW	3.0
West Gate	2014/3/30 6:10	2.8	<0.01	Rain	NNW	3.2
West Gate	2014/3/30 6:20	2.8	<0.01	Rain	NNW	3.1
West Gate	2014/3/30 6:30	2.8	<0.01	Rain	NNW	3.1
West Gate	2014/3/30 6:40	2.8	<0.01	Rain	NNW	3.1
West Gate	2014/3/30 6:50	2.8	<0.01	Rain	NNW	3.2
West Gate	2014/3/30 7:00	2.8	<0.01	Rain	N	3.1
West Gate	2014/3/30 7:10	2.8	<0.01	Rain	N	2.8
West Gate	2014/3/30 7:20	2.7	<0.01	Rain	NW	1.9
West Gate	2014/3/30 7:30	2.7	<0.01	Rain	NNW	2.5
West Gate	2014/3/30 7:40	2.7	<0.01	Rain	NNW	2.5
West Gate	2014/3/30 7:50	2.7	<0.01	Rain	NNW	2.7
West Gate	2014/3/30 8:00	2.7	<0.01	Rain	N	2.5
West Gate	2014/3/30 8:10	2.8	<0.01	Rain	N	3.3
West Gate	2014/3/30 8:20	2.7	<0.01	Rain	N	3.7
West Gate	2014/3/30 8:30	2.7	<0.01	Rain	N	3.3
West Gate	2014/3/30 8:40	2.8	<0.01	Rain	N	3.3
West Gate	2014/3/30 8:50	2.7	<0.01	Rain	N	3.2
West Gate	2014/3/30 9:00	2.8	<0.01	Rain	N	2.5
West Gate	2014/3/30 9:10	2.7	<0.01	Rain	N	3.1
West Gate	2014/3/30 9:20	2.7	<0.01	Rain	N	3.0
West Gate	2014/3/30 9:30	2.7	<0.01	Rain	NNW	3.2
West Gate	2014/3/30 9:40	2.7	<0.01	Rain	N	3.2
West Gate	2014/3/30 9:50	2.7	<0.01	Rain	NNW	3.2
West Gate	2014/3/30 10:00	2.7	<0.01	Rain	NNW	3.5
West Gate	2014/3/30 10:10	2.7	<0.01	Rain	N	3.7
West Gate	2014/3/30 10:20	2.7	<0.01	Rain	N	3.2
West Gate	2014/3/30 10:30	2.7	<0.01	Rain	NNW	2.7
West Gate	2014/3/30 10:40	2.7	<0.01	Rain	NNW	3.2
West Gate	2014/3/30 10:50	2.7	<0.01	Rain	NNW	2.9
West Gate	2014/3/30 11:00	2.7	<0.01	Rain	NNW	2.6
West Gate	2014/3/30 11:10	2.7	<0.01	Rain	N	2.4

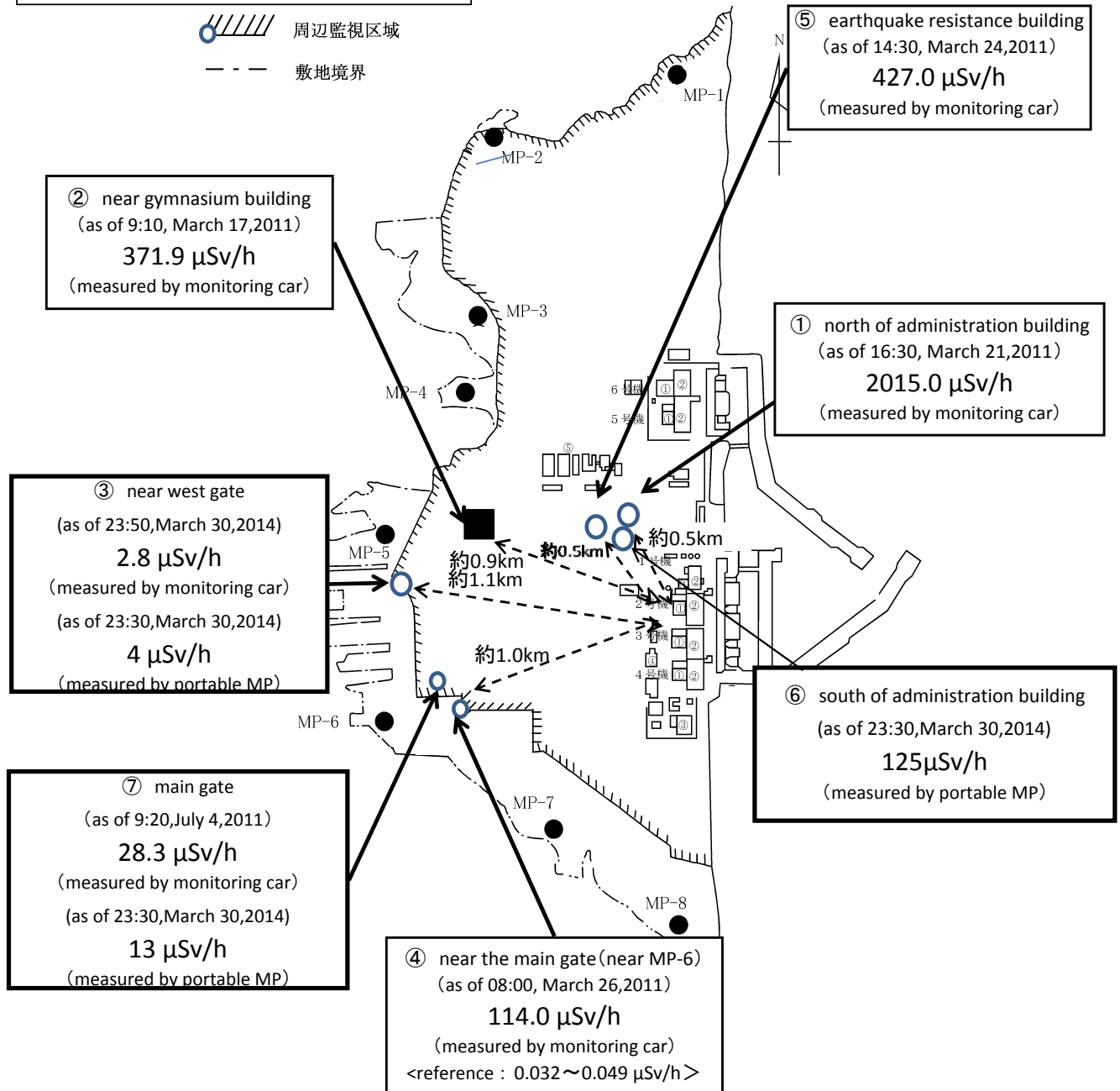
Measuring Point	Measurement Date	γ Ray	Neutron Ray	Weather	Wind Direction	Wind Velocity (m/s)
West Gate	2014/3/30 11:20	2.7	<0.01	Rain	N	3.3
West Gate	2014/3/30 11:30	2.7	<0.01	Rain	N	3.2
West Gate	2014/3/30 11:40	2.7	<0.01	Rain	N	2.8
West Gate	2014/3/30 11:50	2.7	<0.01	Rain	N	3.6
West Gate	2014/3/30 12:00	2.7	<0.01	Rain	N	3.0
West Gate	2014/3/30 12:10	2.7	<0.01	Rain	N	4.0
West Gate	2014/3/30 12:20	2.7	<0.01	Rain	NNW	4.2
West Gate	2014/3/30 12:30	2.7	<0.01	Rain	NNW	3.8
West Gate	2014/3/30 12:40	2.7	<0.01	Rain	NNW	3.1
West Gate	2014/3/30 12:50	2.7	<0.01	Rain	NNW	3.2
West Gate	2014/3/30 13:00	2.7	<0.01	Rain	NNW	2.8
West Gate	2014/3/30 13:10	2.7	<0.01	Rain	NNW	2.2
West Gate	2014/3/30 13:20	2.7	<0.01	Rain	NNW	4.3
West Gate	2014/3/30 13:30	2.7	<0.01	Rain	NNW	2.7
West Gate	2014/3/30 13:40	2.7	<0.01	Rain	N	2.8
West Gate	2014/3/30 13:50	2.7	<0.01	Rain	NNW	3.4
West Gate	2014/3/30 14:00	2.7	<0.01	Rain	NNW	3.6
West Gate	2014/3/30 14:10	2.7	<0.01	Rain	NNW	2.9
West Gate	2014/3/30 14:20	2.7	<0.01	Rain	NNW	3.7
West Gate	2014/3/30 14:30	2.7	<0.01	Rain	NNW	3.8
West Gate	2014/3/30 14:40	2.7	<0.01	Rain	NNW	3.1
West Gate	2014/3/30 14:50	2.7	<0.01	Rain	N	3.1
West Gate	2014/3/30 15:00	2.7	<0.01	Rain	NNW	3.1
West Gate	2014/3/30 15:10	2.7	<0.01	Rain	NNW	3.3
West Gate	2014/3/30 15:20	2.7	<0.01	Rain	NNW	3.4
West Gate	2014/3/30 15:30	2.7	<0.01	Rain	NNW	3.0
West Gate	2014/3/30 15:40	2.7	<0.01	Rain	NNW	4.3
West Gate	2014/3/30 15:50	2.6	<0.01	Rain	NNW	3.2
West Gate	2014/3/30 16:00	2.6	<0.01	Rain	NNW	4.0
West Gate	2014/3/30 16:10	2.6	<0.01	Rain	NNW	4.2
West Gate	2014/3/30 16:20	2.6	<0.01	Rain	NNW	5.0
West Gate	2014/3/30 16:30	2.6	<0.01	Rain	NNW	4.2
West Gate	2014/3/30 16:40	2.7	<0.01	Rain	NNW	4.6
West Gate	2014/3/30 16:50	2.7	<0.01	Rain	NNW	5.8
West Gate	2014/3/30 17:00	2.7	<0.01	Rain	NNW	6.3
West Gate	2014/3/30 17:10	2.7	<0.01	Rain	NNW	5.7
West Gate	2014/3/30 17:20	2.7	<0.01	Rain	NNW	7.1
West Gate	2014/3/30 17:30	2.6	<0.01	Rain	NW	7.1
West Gate	2014/3/30 17:40	2.6	<0.01	Rain	NNW	6.9
West Gate	2014/3/30 17:50	2.6	<0.01	Rain	NW	6.5
West Gate	2014/3/30 18:00	2.6	<0.01	Rain	NW	6.2
West Gate	2014/3/30 18:10	2.7	<0.01	Rain	NW	4.8
West Gate	2014/3/30 18:20	2.6	<0.01	Rain	NW	4.3
West Gate	2014/3/30 18:30	2.7	<0.01	Rain	NNW	3.7
West Gate	2014/3/30 18:40	2.6	<0.01	Rain	NNW	4.6
West Gate	2014/3/30 18:50	2.7	<0.01	Rain	NNW	4.8
West Gate	2014/3/30 19:00	2.7	<0.01	Rain	NNW	4.8
West Gate	2014/3/30 19:10	2.7	<0.01	Rain	NNW	5.1
West Gate	2014/3/30 19:20	2.7	<0.01	Rain	NNW	5.0
West Gate	2014/3/30 19:30	2.7	<0.01	Rain	NW	4.6
West Gate	2014/3/30 19:40	2.7	<0.01	Rain	NNW	4.3
West Gate	2014/3/30 19:50	2.7	<0.01	Cloudy	NNW	3.8
West Gate	2014/3/30 20:00	2.7	<0.01	Cloudy	NNW	3.3
West Gate	2014/3/30 20:10	2.7	<0.01	Rain	NW	3.6
West Gate	2014/3/30 20:20	2.7	<0.01	Rain	NW	3.3
West Gate	2014/3/30 20:30	2.8	<0.01	Rain	NNW	3.7
West Gate	2014/3/30 20:40	2.7	<0.01	Rain	NNW	3.0
West Gate	2014/3/30 20:50	2.7	<0.01	Cloudy	NNW	2.9
West Gate	2014/3/30 21:00	2.7	<0.01	Rain	NNW	2.6
West Gate	2014/3/30 21:10	2.7	<0.01	Rain	NNW	4.0
West Gate	2014/3/30 21:20	2.7	<0.01	Rain	NW	3.8
West Gate	2014/3/30 21:30	2.7	<0.01	Rain	NNW	3.2
West Gate	2014/3/30 21:40	2.7	<0.01	Rain	NNW	3.6
West Gate	2014/3/30 21:50	2.7	<0.01	Rain	NNW	2.9
West Gate	2014/3/30 22:00	2.7	<0.01	Rain	N	2.6
West Gate	2014/3/30 22:10	2.7	<0.01	Cloudy	NNW	1.8
West Gate	2014/3/30 22:20	2.7	<0.01	Cloudy	N	1.5
West Gate	2014/3/30 22:30	2.7	<0.01	Cloudy	NNW	2.5
West Gate	2014/3/30 22:40	2.7	<0.01	Cloudy	NW	3.0
West Gate	2014/3/30 22:50	2.7	<0.01	Cloudy	NW	2.7
West Gate	2014/3/30 23:00	2.7	<0.01	Cloudy	NW	3.3
West Gate	2014/3/30 23:10	2.7	<0.01	Cloudy	WNW	2.8
West Gate	2014/3/30 23:20	2.7	<0.01	Cloudy	WNW	2.2
West Gate	2014/3/30 23:30	2.7	<0.01	Cloudy	WNW	1.7
West Gate	2014/3/30 23:40	2.8	<0.01	Cloudy	NW	1.9
West Gate	2014/3/30 23:50	2.8	<0.01	Cloudy	NW	1.9

Fukushima Daiichi Nuclear Power Plant

2014/3/30
as of 23:50

周辺監視区域 : supervised outside area
敷地境界 : site boundary

 周辺監視区域
 敷地境界



※Reference data indicate the normal fluctuation range of airborne radiation rate.