

## Fixed point Monitoring Status by Temporary Monitoring Post at Fukushima Daiichi Nuclear Power Station

Date	Radiation Dose Rate ( $\mu$ Sv/h) At the Main Buiding	Radiation Dose Rate ( $\mu$ Sv/h) At the Main Gate	Radiation Dose Rate ( $\mu$ Sv/h) At the West Gate
2014/8/24 0:00	110	4	3
2014/8/24 0:30	110	4	3
2014/8/24 1:00	110	4	3
2014/8/24 1:30	110	4	3
2014/8/24 2:00	110	4	3
2014/8/24 2:30	110	4	3
2014/8/24 3:00	111	4	3
2014/8/24 3:30	111	4	3
2014/8/24 4:00	111	4	3
2014/8/24 4:30	111	4	3
2014/8/24 5:00	111	4	3
2014/8/24 5:30	110	4	3
2014/8/24 6:00	110	4	3
2014/8/24 6:30	110	4	3
2014/8/24 7:00	110	4	3
2014/8/24 7:30	111	4	4
2014/8/24 8:00	111	4	4
2014/8/24 8:30	112	4	3
2014/8/24 9:00	112	4	3
2014/8/24 9:30	112	4	3
2014/8/24 10:00	112	4	4
2014/8/24 10:30	112	4	3
2014/8/24 11:00	112	4	4
2014/8/24 11:30	112	4	4
2014/8/24 12:00	112	4	3
2014/8/24 12:30	111	4	3
2014/8/24 13:00	112	4	3
2014/8/24 13:30	112	4	4
2014/8/24 14:00	112	4	4
2014/8/24 14:30	112	4	3
2014/8/24 15:00	112	4	4
2014/8/24 15:30	111	4	3
2014/8/24 16:00	110	4	3
2014/8/24 16:30	110	4	3
2014/8/24 17:00	109	4	3
2014/8/24 17:30	110	4	3
2014/8/24 18:00	110	4	3
2014/8/24 18:30	109	4	3
2014/8/24 19:00	109	4	3
2014/8/24 19:30	109	4	3
2014/8/24 20:00	109	4	3
2014/8/24 20:30	109	4	3
2014/8/24 21:00	109	4	3
2014/8/24 21:30	109	4	3
2014/8/24 22:00	109	4	3
2014/8/24 22:30	109	4	3
2014/8/24 23:00	109	4	3
2014/8/24 23:30	109	4	3

**Monitoring data by a monitoring car\* at Fukushima Daiichi Nuclear Power Station ( $\mu$  Sv/h)**

\* The data from monitoring car may deficit as the vehicle may change monitoring point.

\*About the direction of the wind and the wind velocity,we are measuring with the weather observation meter of the 10m higher.

\*“-”: the wind velocity/“CALM”:the wind direction is below 0.5m/s.



Measuring Point	Measurement Date	$\gamma$ Ray	Neutron Ray	Weather	Wind Direction	Wind Velocity (m/s)
West Gate	2014/8/24 0:00	2.5	<0.01	Cloudy	S	1.6
West Gate	2014/8/24 0:10	2.5	<0.01	Cloudy	SSE	1.5
West Gate	2014/8/24 0:20	2.5	<0.01	Cloudy	SSE	1.9
West Gate	2014/8/24 0:30	2.5	<0.01	Cloudy	SSW	1.8
West Gate	2014/8/24 0:40	2.5	<0.01	Cloudy	SSW	1.6
West Gate	2014/8/24 0:50	2.5	<0.01	Cloudy	SW	1.4
West Gate	2014/8/24 1:00	2.5	<0.01	Cloudy	WSW	1.5
West Gate	2014/8/24 1:10	2.5	<0.01	Cloudy	WSW	1.4
West Gate	2014/8/24 1:20	2.5	<0.01	Cloudy	WNW	1.3
West Gate	2014/8/24 1:30	2.5	<0.01	Cloudy	WNW	1.1
West Gate	2014/8/24 1:40	2.5	<0.01	Cloudy	WNW	1.0
West Gate	2014/8/24 1:50	2.5	<0.01	Cloudy	-	CALM
West Gate	2014/8/24 2:00	2.5	<0.01	Cloudy	WNW	0.7
West Gate	2014/8/24 2:10	2.5	<0.01	Cloudy	WNW	0.5
West Gate	2014/8/24 2:20	2.5	<0.01	Cloudy	N	0.7
West Gate	2014/8/24 2:30	2.5	<0.01	Cloudy	NNW	0.7
West Gate	2014/8/24 2:40	2.5	<0.01	Cloudy	NW	0.6
West Gate	2014/8/24 2:50	2.5	<0.01	Cloudy	WNW	0.7
West Gate	2014/8/24 3:00	2.5	<0.01	Cloudy	WNW	0.7
West Gate	2014/8/24 3:10	2.5	<0.01	Cloudy	WNW	0.7
West Gate	2014/8/24 3:20	2.5	<0.01	Cloudy	WNW	0.7
West Gate	2014/8/24 3:30	2.5	<0.01	Cloudy	SW	1.0
West Gate	2014/8/24 3:40	2.5	<0.01	Cloudy	W	1.3
West Gate	2014/8/24 3:50	2.5	<0.01	Cloudy	WNW	0.9
West Gate	2014/8/24 4:00	2.5	<0.01	Cloudy	NNW	0.9
West Gate	2014/8/24 4:10	2.5	<0.01	Cloudy	N	1.0
West Gate	2014/8/24 4:20	2.5	<0.01	Cloudy	NW	1.0
West Gate	2014/8/24 4:30	2.5	<0.01	Cloudy	WNW	1.2
West Gate	2014/8/24 4:40	2.5	<0.01	Cloudy	WNW	1.4
West Gate	2014/8/24 4:50	2.5	<0.01	Cloudy	WNW	1.1
West Gate	2014/8/24 5:00	2.5	<0.01	Cloudy	NW	1.1
West Gate	2014/8/24 5:10	2.5	<0.01	Cloudy	NW	1.2
West Gate	2014/8/24 5:20	2.5	<0.01	Cloudy	WNW	1.0
West Gate	2014/8/24 5:30	2.5	<0.01	Cloudy	WNW	1.4
West Gate	2014/8/24 5:40	2.5	<0.01	Cloudy	WNW	1.2
West Gate	2014/8/24 5:50	2.5	<0.01	Cloudy	WNW	1.0
West Gate	2014/8/24 6:00	2.5	<0.01	Cloudy	WNW	1.8
West Gate	2014/8/24 6:10	2.5	<0.01	Fine	NW	1.1
West Gate	2014/8/24 6:20	2.5	<0.01	Fine	NW	0.7
West Gate	2014/8/24 6:30	2.5	<0.01	Fine	NW	0.9
West Gate	2014/8/24 6:40	2.5	<0.01	Fine	NW	1.1
West Gate	2014/8/24 6:50	2.5	<0.01	Fine	NNW	1.6
West Gate	2014/8/24 7:00	2.5	<0.01	Fine	NNW	1.8
West Gate	2014/8/24 7:10	2.5	<0.01	Fine	NNW	1.4
West Gate	2014/8/24 7:20	2.5	<0.01	Fine	NNW	1.7
West Gate	2014/8/24 7:30	2.5	<0.01	Fine	NNW	1.4
West Gate	2014/8/24 7:40	2.5	<0.01	Fine	NNW	1.5
West Gate	2014/8/24 7:50	2.5	<0.01	Fine	NNW	1.2
West Gate	2014/8/24 8:00	2.5	<0.01	Fine	NNE	1.7
West Gate	2014/8/24 8:10	2.5	<0.01	Fine	NE	2.2
West Gate	2014/8/24 8:20	2.5	<0.01	Fine	NE	2.0
West Gate	2014/8/24 8:30	2.5	<0.01	Fine	NE	2.2
West Gate	2014/8/24 8:40	2.5	<0.01	Fine	NE	2.5
West Gate	2014/8/24 8:50	2.5	<0.01	Fine	NE	2.5
West Gate	2014/8/24 9:00	2.5	<0.01	Fine	NNE	2.9
West Gate	2014/8/24 9:10	2.5	<0.01	Fine	NNE	2.7
West Gate	2014/8/24 9:20	2.5	<0.01	Fine	NE	3.0
West Gate	2014/8/24 9:30	2.5	<0.01	Fine	NE	2.7
West Gate	2014/8/24 9:40	2.5	<0.01	Fine	ENE	2.8
West Gate	2014/8/24 9:50	2.5	<0.01	Fine	ENE	2.8
West Gate	2014/8/24 10:00	2.5	<0.01	Fine	ENE	2.6
West Gate	2014/8/24 10:10	2.5	<0.01	Fine	E	2.6
West Gate	2014/8/24 10:20	2.5	<0.01	Fine	E	2.6
West Gate	2014/8/24 10:30	2.5	<0.01	Fine	E	2.9
West Gate	2014/8/24 10:40	2.5	<0.01	Fine	ENE	2.6
West Gate	2014/8/24 10:50	2.5	<0.01	Fine	NE	2.8
West Gate	2014/8/24 11:00	2.5	<0.01	Fine	NE	3.4
West Gate	2014/8/24 11:10	2.5	<0.01	Fine	ENE	2.9

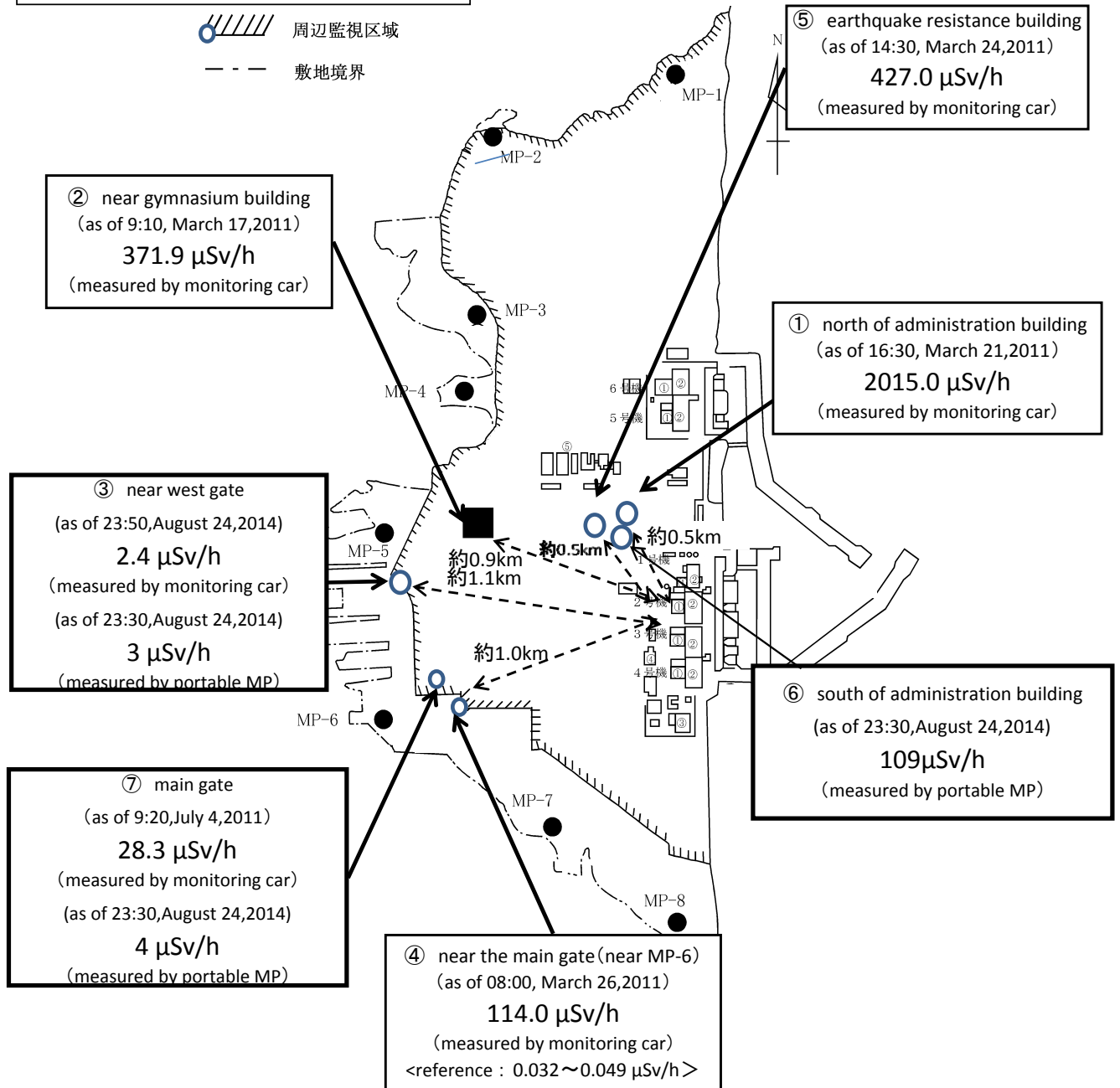
Measuring Point	Measurement Date	$\gamma$ Ray	Neutron Ray	Weather	Wind Direction	Wind Velocity (m/s)
West Gate	2014/8/24 11:20	2.5	<0.01	Fine	E	2.9
West Gate	2014/8/24 11:30	2.5	<0.01	Fine	ESE	2.8
West Gate	2014/8/24 11:40	2.5	<0.01	Fine	E	2.6
West Gate	2014/8/24 11:50	2.5	<0.01	Fine	ESE	2.4
West Gate	2014/8/24 12:00	2.5	<0.01	Fine	SE	2.4
West Gate	2014/8/24 12:10	2.5	<0.01	Cloudy	SE	2.3
West Gate	2014/8/24 12:20	2.5	<0.01	Cloudy	SSE	2.8
West Gate	2014/8/24 12:30	2.5	<0.01	Cloudy	SSE	3.1
West Gate	2014/8/24 12:40	2.5	<0.01	Cloudy	SSE	3.0
West Gate	2014/8/24 12:50	2.5	<0.01	Cloudy	SSE	3.1
West Gate	2014/8/24 13:00	2.5	<0.01	Cloudy	SSE	3.3
West Gate	2014/8/24 13:10	2.5	<0.01	Cloudy	SSE	3.0
West Gate	2014/8/24 13:20	2.5	<0.01	Cloudy	SSE	2.9
West Gate	2014/8/24 13:30	2.5	<0.01	Cloudy	SSE	2.5
West Gate	2014/8/24 13:40	2.5	<0.01	Cloudy	SSE	2.7
West Gate	2014/8/24 13:50	2.5	<0.01	Cloudy	SSE	2.3
West Gate	2014/8/24 14:00	2.5	<0.01	Cloudy	S	2.0
West Gate	2014/8/24 14:10	2.5	<0.01	Cloudy	SSW	2.2
West Gate	2014/8/24 14:20	2.5	<0.01	Cloudy	S	2.4
West Gate	2014/8/24 14:30	2.5	<0.01	Cloudy	SSW	1.6
West Gate	2014/8/24 14:40	2.5	<0.01	Cloudy	SSW	2.2
West Gate	2014/8/24 14:50	2.5	<0.01	Cloudy	S	1.8
West Gate	2014/8/24 15:00	2.5	<0.01	Rain	SSE	1.3
West Gate	2014/8/24 15:10	2.5	<0.01	Rain	S	1.0
West Gate	2014/8/24 15:20	2.5	<0.01	Rain	SSW	1.6
West Gate	2014/8/24 15:30	2.5	<0.01	Rain	S	0.7
West Gate	2014/8/24 15:40	2.5	<0.01	Rain	WNW	0.8
West Gate	2014/8/24 15:50	2.5	<0.01	Rain	WNW	1.3
West Gate	2014/8/24 16:00	2.5	<0.01	Rain	WNW	1.2
West Gate	2014/8/24 16:10	2.5	<0.01	Rain	WNW	0.9
West Gate	2014/8/24 16:20	2.5	<0.01	Rain	NNW	1.2
West Gate	2014/8/24 16:30	2.4	<0.01	Rain	NW	1.3
West Gate	2014/8/24 16:40	2.4	<0.01	Rain	N	1.5
West Gate	2014/8/24 16:50	2.4	<0.01	Cloudy	NNW	1.1
West Gate	2014/8/24 17:00	2.5	<0.01	Cloudy	WNW	1.5
West Gate	2014/8/24 17:10	2.4	<0.01	Cloudy	W	1.2
West Gate	2014/8/24 17:20	2.5	<0.01	Cloudy	WNW	1.6
West Gate	2014/8/24 17:30	2.5	<0.01	Cloudy	WNW	1.0
West Gate	2014/8/24 17:40	2.4	<0.01	Cloudy	W	1.6
West Gate	2014/8/24 17:50	2.4	<0.01	Cloudy	SW	1.2
West Gate	2014/8/24 18:00	2.4	<0.01	Cloudy	-	CALM
West Gate	2014/8/24 18:10	2.5	<0.01	Cloudy	WNW	0.8
West Gate	2014/8/24 18:20	2.5	<0.01	Cloudy	NW	0.7
West Gate	2014/8/24 18:30	2.4	<0.01	Cloudy	N	0.5
West Gate	2014/8/24 18:40	2.4	<0.01	Cloudy	NW	0.8
West Gate	2014/8/24 18:50	2.4	<0.01	Cloudy	WSW	0.7
West Gate	2014/8/24 19:00	2.4	<0.01	Cloudy	SW	0.8
West Gate	2014/8/24 19:10	2.5	<0.01	Cloudy	WSW	0.8
West Gate	2014/8/24 19:20	2.4	<0.01	Cloudy	-	CALM
West Gate	2014/8/24 19:30	2.4	<0.01	Cloudy	N	0.9
West Gate	2014/8/24 19:40	2.4	<0.01	Cloudy	NNW	1.1
West Gate	2014/8/24 19:50	2.5	<0.01	Cloudy	NNW	1.1
West Gate	2014/8/24 20:00	2.5	<0.01	Cloudy	N	1.5
West Gate	2014/8/24 20:10	2.4	<0.01	Cloudy	NNW	1.6
West Gate	2014/8/24 20:20	2.4	<0.01	Cloudy	NW	1.0
West Gate	2014/8/24 20:30	2.4	<0.01	Cloudy	WNW	0.7
West Gate	2014/8/24 20:40	2.4	<0.01	Cloudy	WNW	1.1
West Gate	2014/8/24 20:50	2.4	<0.01	Cloudy	W	1.5
West Gate	2014/8/24 21:00	2.5	<0.01	Cloudy	W	1.4
West Gate	2014/8/24 21:10	2.5	<0.01	Cloudy	WNW	1.2
West Gate	2014/8/24 21:20	2.5	<0.01	Cloudy	WNW	0.6
West Gate	2014/8/24 21:30	2.5	<0.01	Cloudy	WSW	1.1
West Gate	2014/8/24 21:40	2.5	<0.01	Cloudy	W	1.4
West Gate	2014/8/24 21:50	2.5	<0.01	Cloudy	WSW	1.6
West Gate	2014/8/24 22:00	2.5	<0.01	Cloudy	SW	1.9
West Gate	2014/8/24 22:10	2.5	<0.01	Cloudy	SW	1.6
West Gate	2014/8/24 22:20	2.5	<0.01	Cloudy	WSW	1.1
West Gate	2014/8/24 22:30	2.5	<0.01	Cloudy	SW	1.9
West Gate	2014/8/24 22:40	2.5	<0.01	Cloudy	SSW	1.9
West Gate	2014/8/24 22:50	2.5	<0.01	Cloudy	SW	1.5
West Gate	2014/8/24 23:00	2.5	<0.01	Cloudy	SW	2.1
West Gate	2014/8/24 23:10	2.4	<0.01	Cloudy	SW	2.1
West Gate	2014/8/24 23:20	2.5	<0.01	Cloudy	WSW	0.9
West Gate	2014/8/24 23:30	2.5	<0.01	Cloudy	NNW	0.8
West Gate	2014/8/24 23:40	2.4	<0.01	Cloudy	-	CALM
West Gate	2014/8/24 23:50	2.4	<0.01	Cloudy	NNE	0.6

# Fukushima Daiichi Nuclear Power Plant

2014/8/24  
as of 23:50

周辺監視区域 : supervised outside area  
敷地境界 : site boundary

 周辺監視区域  
 敷地境界



※Reference data indicate the normal fluctuation range of airborne radiation rate.