

Fixed point Monitoring Status by Temporary Monitoring Post at Fukushima Daiichi Nuclear Power Station

Date	Radiation Dose Rate (μ Sv/h) At the Main Buiding	Radiation Dose Rate (μ Sv/h) At the Main Gate	Radiation Dose Rate (μ Sv/h) At the West Gate
2016/3/9 0:00	20	2	2
2016/3/9 0:30	19	2	2
2016/3/9 1:00	19	2	2
2016/3/9 1:30	20	2	2
2016/3/9 2:00	19	2	2
2016/3/9 2:30	19	2	2
2016/3/9 3:00	19	2	2
2016/3/9 3:30	19	2	2
2016/3/9 4:00	19	2	2
2016/3/9 4:30	19	2	2
2016/3/9 5:00	19	2	2
2016/3/9 5:30	19	2	2
2016/3/9 6:00	19	2	2
2016/3/9 6:30	19	2	2
2016/3/9 7:00	19	2	2
2016/3/9 7:30	19	2	2
2016/3/9 8:00	19	2	2
2016/3/9 8:30	19	2	2
2016/3/9 9:00	19	2	2
2016/3/9 9:30	19	2	2
2016/3/9 10:00	19	2	2
2016/3/9 10:30	19	2	2
2016/3/9 11:00	19	2	2
2016/3/9 11:30	19	2	2
2016/3/9 12:00	19	2	2
2016/3/9 12:30	19	2	2
2016/3/9 13:00	19	2	2
2016/3/9 13:30	19	2	2
2016/3/9 14:00	19	2	2
2016/3/9 14:30	19	2	2
2016/3/9 15:00	19	2	2
2016/3/9 15:30	19	2	2
2016/3/9 16:00	19	2	2
2016/3/9 16:30	19	2	2
2016/3/9 17:00	19	2	2
2016/3/9 17:30	19	2	2
2016/3/9 18:00	19	2	2
2016/3/9 18:30	19	2	2
2016/3/9 19:00	19	2	2
2016/3/9 19:30	19	2	2
2016/3/9 20:00	19	2	2
2016/3/9 20:30	19	2	2
2016/3/9 21:00	19	2	2
2016/3/9 21:30	19	2	2
2016/3/9 22:00	19	2	2
2016/3/9 22:30	19	2	2
2016/3/9 23:00	19	2	2
2016/3/9 23:30	19	2	2

福島第一原子力発電所 モニタリングポスト空間線量率

単位: $\mu\text{Sv}/\text{h}$ 単位: m/s

日時	MP								スタック		感雨
	MP-1	MP-2	MP-3	MP-4	MP-5	MP-6	MP-7	MP-8	風向	風速	
2016/3/9 8:00	1.615	2.565	2.593	2.389	2.558	0.691	1.257	1.094	北北東	8.4	有
2016/3/9 8:10	1.615	2.557	2.592	2.390	2.552	0.690	1.255	1.094	北北東	8.4	有
2016/3/9 8:20	1.617	2.553	2.587	2.387	2.544	0.689	1.253	1.093	北北東	7.0	有
2016/3/9 8:30	1.613	2.550	2.588	2.389	2.541	0.689	1.254	1.094	北北東	7.7	有
2016/3/9 8:40	1.615	2.548	2.587	2.388	2.545	0.688	1.254	1.092	北北東	7.3	有
2016/3/9 8:50	1.612	2.550	2.579	2.388	2.541	0.689	1.252	1.091	北北東	6.7	有
2016/3/9 9:00	1.612	2.545	2.580	2.387	2.538	0.688	1.250	1.091	北北東	6.2	有
2016/3/9 9:10	1.615	2.542	2.570	2.380	2.530	0.688	1.252	1.089	北北東	6.1	有
2016/3/9 9:20	1.613	2.537	2.558	2.380	2.516	0.688	1.250	1.090	北北東	5.1	有
2016/3/9 9:30	1.613	2.525	2.551	2.370	2.505	0.687	1.247	1.089	北北東	6.5	有
2016/3/9 9:40	1.608	2.522	2.545	2.369	2.501	0.687	1.246	1.087	北北東	6.6	有
2016/3/9 9:50	1.607	2.523	2.543	2.368	2.494	0.687	1.245	1.086	北北東	6.3	有
2016/3/9 10:00	1.605	2.520	2.537	2.363	2.495	0.687	1.246	1.086	北北東	6.8	有
2016/3/9 10:10	1.602	2.513	2.535	2.357	2.487	0.686	1.246	1.085	北北東	6.1	有
2016/3/9 10:20	1.600	2.507	2.528	2.357	2.483	0.684	1.243	1.086	北北東	5.2	有
2016/3/9 10:30	1.597	2.487	2.528	2.353	2.480	0.686	1.242	1.084	北北東	5.1	有
2016/3/9 10:40	1.598	2.503	2.523	2.348	2.474	0.684	1.241	1.083	北東	5.3	有
2016/3/9 10:50	1.595	2.502	2.520	2.347	2.470	0.684	1.239	1.083	北北東	3.2	有
2016/3/9 11:00	1.593	2.493	2.515	2.342	2.470	0.683	1.239	1.083	北北東	2.9	有
2016/3/9 11:10	1.592	2.475	2.515	2.344	2.467	0.683	1.239	1.081	北北東	2.6	有
2016/3/9 11:20	1.590	2.485	2.511	2.340	2.461	0.681	1.239	1.080	東北東	1.7	有
2016/3/9 11:30	1.590	2.492	2.506	2.338	2.459	0.683	1.238	1.082	北	1.2	有
2016/3/9 11:40	1.585	2.490	2.506	2.334	2.457	0.681	1.237	1.081	-	CALM	有
2016/3/9 11:50	1.582	2.487	2.501	2.330	2.452	0.680	1.236	1.079	西北西	0.8	有
2016/3/9 12:00	1.583	2.482	2.498	2.330	2.452	0.678	1.235	1.080	西北西	0.6	有
2016/3/9 12:10	1.582	2.480	2.496	2.328	2.448	0.679	1.234	1.081	西	1.4	有
2016/3/9 12:20	1.578	2.478	2.497	2.324	2.449	0.678	1.235	1.079	西北西	1.7	有
2016/3/9 12:30	1.582	2.480	2.497	2.322	2.445	0.677	1.235	1.078	西北西	2.0	有
2016/3/9 12:40	1.578	2.475	2.495	2.322	2.442	0.677	1.235	1.077	北西	0.9	有
2016/3/9 12:50	1.575	2.477	2.491	2.318	2.447	0.677	1.235	1.077	北	2.0	有
2016/3/9 13:00	1.575	2.475	2.493	2.320	2.444	0.677	1.233	1.079	北	2.3	有
2016/3/9 13:10	1.575	2.475	2.492	2.319	2.444	0.680	1.231	1.078	北	3.8	有
2016/3/9 13:20	1.577	2.472	2.494	2.319	2.442	0.676	1.233	1.078	北	3.8	有
2016/3/9 13:30	1.575	2.473	2.492	2.318	2.446	0.677	1.233	1.078	北	3.3	有
2016/3/9 13:40	1.573	2.472	2.487	2.316	2.439	0.679	1.232	1.078	北	2.5	有
2016/3/9 13:50	1.575	2.473	2.491	2.317	2.440	0.676	1.232	1.079	北北西	2.6	有
2016/3/9 14:00	1.575	2.470	2.486	2.314	2.441	0.678	1.233	1.077	北西	1.9	有

日時	MP								スタック		感雨
	MP-1	MP-2	MP-3	MP-4	MP-5	MP-6	MP-7	MP-8	風向	風速	
2016/3/9 14:10	1.575	2.473	2.486	2.311	2.439	0.673	1.230	1.075	北	2.3	有
2016/3/9 14:20	1.570	2.475	2.485	2.304	2.437	0.673	1.232	1.076	北	3.8	有
2016/3/9 14:30	1.572	2.467	2.483	2.308	2.436	0.675	1.231	1.074	北	2.3	有
2016/3/9 14:40	1.572	2.467	2.484	2.305	2.434	0.674	1.230	1.075	北	2.9	有
2016/3/9 14:50	1.570	2.468	2.485	2.304	2.434	0.673	1.233	1.074	北	2.6	有
2016/3/9 15:00	1.572	2.467	2.484	2.308	2.435	0.673	1.230	1.074	北	1.2	有
2016/3/9 15:10	1.572	2.465	2.484	2.309	2.438	0.675	1.230	1.075	北	2.3	有
2016/3/9 15:20	1.570	2.467	2.482	2.311	2.435	0.674	1.229	1.076	北	3.2	有
2016/3/9 15:30	1.570	2.468	2.483	2.305	2.440	0.673	1.230	1.075	北	2.3	有
2016/3/9 15:40	1.572	2.468	2.485	2.306	2.434	0.675	1.229	1.073	北	2.6	有
2016/3/9 15:50	1.572	2.468	2.483	2.307	2.436	0.674	1.230	1.077	北	3.1	有
2016/3/9 16:00	1.572	2.468	2.484	2.302	2.435	0.677	1.231	1.077	北	3.4	有
2016/3/9 16:10	1.570	2.463	2.481	2.307	2.435	0.677	1.230	1.075	北	3.7	有
2016/3/9 16:20	1.568	2.463	2.479	2.306	2.434	0.678	1.230	1.077	北	3.4	有
2016/3/9 16:30	1.567	2.462	2.480	2.303	2.430	0.678	1.228	1.076	北	3.6	有
2016/3/9 16:40	1.572	2.468	2.485	2.299	2.429	0.676	1.228	1.073	北	3.2	有
2016/3/9 16:50	1.570	2.465	2.485	2.299	2.429	0.677	1.229	1.075	北	2.9	有
2016/3/9 17:00	1.570	2.468	2.483	2.299	2.432	0.677	1.227	1.077	北	3.0	有
2016/3/9 17:10	1.570	2.468	2.485	2.299	2.429	0.678	1.229	1.076	北	2.6	有
2016/3/9 17:20	1.572	2.470	2.487	2.303	2.432	0.678	1.230	1.074	北北西	2.6	有
2016/3/9 17:30	1.572	2.468	2.489	2.302	2.433	0.675	1.231	1.076	北西	3.0	有
2016/3/9 17:40	1.570	2.472	2.489	2.304	2.435	0.678	1.229	1.076	北西	2.3	有
2016/3/9 17:50	1.570	2.472	2.484	2.304	2.438	0.677	1.229	1.075	北西	2.6	有
2016/3/9 18:00	1.570	2.472	2.482	2.299	2.433	0.678	1.230	1.076	北西	4.7	有
2016/3/9 18:10	1.568	2.465	2.476	2.295	2.426	0.677	1.229	1.074	北北西	3.9	有
2016/3/9 18:20	1.565	2.457	2.464	2.293	2.417	0.678	1.225	1.072	北北西	4.6	有
2016/3/9 18:30	1.562	2.452	2.467	2.287	2.406	0.676	1.224	1.069	北北西	4.5	有
2016/3/9 18:40	1.558	2.448	2.455	2.279	2.391	0.674	1.222	1.069	北	3.4	有
2016/3/9 18:50	1.557	2.438	2.452	2.276	2.392	0.673	1.221	1.071	北	3.1	有
2016/3/9 19:00	1.555	2.442	2.452	2.281	2.388	0.674	1.221	1.068	北北西	2.5	有
2016/3/9 19:10	1.557	2.442	2.455	2.279	2.397	0.673	1.221	1.071	北西	1.9	有
2016/3/9 19:20	1.560	2.445	2.457	2.283	2.397	0.676	1.221	1.071	西北西	2.3	無
2016/3/9 19:30	1.562	2.448	2.465	2.285	2.400	0.677	1.223	1.072	西北西	2.8	無
2016/3/9 19:40	1.560	2.453	2.466	2.284	2.408	0.675	1.224	1.073	西	2.0	無
2016/3/9 19:50	1.562	2.457	2.465	2.289	2.411	0.673	1.224	1.072	西	1.7	無
2016/3/9 20:00	1.562	2.455	2.472	2.294	2.411	0.674	1.224	1.072	西	1.9	無

日時	MP								スタック		感雨
	MP-1	MP-2	MP-3	MP-4	MP-5	MP-6	MP-7	MP-8	風向	風速	
2016/3/9 20:10	1.565	2.458	2.474	2.293	2.418	0.674	1.223	1.073	西南西	1.7	有
2016/3/9 20:20	1.565	2.463	2.474	2.295	2.420	0.673	1.227	1.072	西南西	1.4	無
2016/3/9 20:30	1.567	2.465	2.476	2.295	2.422	0.674	1.226	1.070	西	0.9	有
2016/3/9 20:40	1.565	2.462	2.478	2.297	2.424	0.674	1.227	1.074	西	0.9	有
2016/3/9 20:50	1.568	2.465	2.479	2.296	2.424	0.676	1.226	1.072	西北西	0.8	有
2016/3/9 21:00	1.570	2.465	2.478	2.296	2.424	0.674	1.228	1.072	-	CALM	有
2016/3/9 21:10	1.572	2.468	2.480	2.299	2.433	0.676	1.225	1.072	北	0.9	無
2016/3/9 21:20	1.572	2.470	2.486	2.302	2.431	0.675	1.227	1.073	北北西	0.8	無
2016/3/9 21:30	1.570	2.470	2.486	2.300	2.431	0.676	1.227	1.075	西北西	0.6	無
2016/3/9 21:40	1.570	2.470	2.487	2.300	2.435	0.674	1.228	1.073	-	CALM	無
2016/3/9 21:50	1.567	2.472	2.488	2.301	2.437	0.674	1.227	1.074	北西	1.1	無
2016/3/9 22:00	1.567	2.472	2.488	2.303	2.436	0.674	1.225	1.073	北西	2.0	有
2016/3/9 22:10	1.570	2.473	2.490	2.303	2.437	0.676	1.228	1.075	北北西	2.3	無
2016/3/9 22:20	1.568	2.473	2.491	2.303	2.438	0.676	1.228	1.074	北北西	2.2	無
2016/3/9 22:30	1.568	2.475	2.489	2.303	2.442	0.675	1.228	1.073	-	CALM	無
2016/3/9 22:40	1.568	2.473	2.493	2.305	2.441	0.676	1.229	1.073	北北西	2.3	無
2016/3/9 22:50	1.568	2.475	2.496	2.307	2.443	0.675	1.229	1.075	北西	0.9	無
2016/3/9 23:00	1.570	2.477	2.494	2.306	2.446	0.677	1.228	1.074	北西	2.2	無
2016/3/9 23:10	1.572	2.477	2.492	2.308	2.445	0.676	1.228	1.076	北西	2.3	無
2016/3/9 23:20	1.572	2.478	2.495	2.304	2.447	0.676	1.227	1.073	北西	2.6	無
2016/3/9 23:30	1.573	2.478	2.495	2.310	2.451	0.675	1.230	1.076	北西	3.1	無
2016/3/9 23:40	1.572	2.477	2.490	2.308	2.449	0.677	1.229	1.075	北北西	3.1	無
2016/3/9 23:50	1.575	2.478	2.499	2.312	2.448	0.677	1.230	1.075	北北西	3.4	無
2016/3/10 0:00	1.575	2.480	2.500	2.311	2.450	0.677	1.230	1.076	北北西	4.0	無
2016/3/10 0:10	1.573	2.480	2.497	2.309	2.450	0.675	1.230	1.075	北北西	5.2	無
2016/3/10 0:20	1.575	2.483	2.501	2.310	2.452	0.678	1.229	1.077	北北西	5.9	無
2016/3/10 0:30	1.575	2.482	2.498	2.311	2.453	0.677	1.231	1.075	北北西	6.0	無
2016/3/10 0:40	1.573	2.480	2.501	2.312	2.455	0.675	1.233	1.076	北北西	5.6	無
2016/3/10 0:50	1.577	2.485	2.504	2.312	2.455	0.679	1.232	1.076	北北西	6.2	無
2016/3/10 1:00	1.575	2.488	2.501	2.313	2.454	0.678	1.230	1.074	北北西	6.1	無
2016/3/10 1:10	1.573	2.485	2.502	2.316	2.458	0.679	1.230	1.078	北北西	6.3	無
2016/3/10 1:20	1.577	2.487	2.505	2.312	2.458	0.676	1.232	1.076	北北西	6.9	無
2016/3/10 1:30	1.575	2.483	2.503	2.319	2.458	0.677	1.231	1.077	北北西	7.1	無
2016/3/10 1:40	1.577	2.485	2.501	2.316	2.460	0.677	1.232	1.076	北北西	7.2	無
2016/3/10 1:50	1.577	2.488	2.506	2.315	2.459	0.677	1.232	1.078	北北西	7.3	無
2016/3/10 2:00	1.577	2.487	2.503	2.313	2.456	0.677	1.233	1.076	北北西	6.7	無

日時	MP								スタック		感雨
	MP-1	MP-2	MP-3	MP-4	MP-5	MP-6	MP-7	MP-8	風向	風速	
2016/3/10 2:10	1.577	2.487	2.504	2.315	2.456	0.676	1.231	1.078	北北西	6.8	無
2016/3/10 2:20	1.577	2.488	2.504	2.317	2.456	0.676	1.230	1.078	北北西	7.7	無
2016/3/10 2:30	1.578	2.485	2.505	2.314	2.460	0.679	1.235	1.077	北北西	6.8	無
2016/3/10 2:40	1.580	2.485	2.507	2.318	2.460	0.676	1.234	1.078	北北西	7.1	無
2016/3/10 2:50	1.578	2.487	2.507	2.318	2.457	0.678	1.234	1.077	北北西	7.1	無
2016/3/10 3:00	1.577	2.488	2.508	2.317	2.461	0.677	1.233	1.078	北北西	7.8	無
2016/3/10 3:10	1.578	2.488	2.510	2.317	2.466	0.678	1.234	1.080	北北西	7.0	無
2016/3/10 3:20	1.580	2.488	2.508	2.320	2.461	0.679	1.233	1.078	北北西	6.5	無
2016/3/10 3:30	1.580	2.490	2.511	2.317	2.461	0.677	1.233	1.078	北北西	6.7	無
2016/3/10 3:40	1.578	2.492	2.509	2.316	2.463	0.678	1.233	1.081	北北西	6.9	無
2016/3/10 3:50	1.578	2.488	2.507	2.319	2.465	0.680	1.234	1.079	北北西	7.5	無
2016/3/10 4:00	1.580	2.490	2.509	2.320	2.467	0.679	1.235	1.079	北北西	6.7	無
2016/3/10 4:10	1.582	2.492	2.510	2.319	2.464	0.680	1.233	1.077	北北西	7.4	無
2016/3/10 4:20	1.580	2.492	2.512	2.320	2.467	0.678	1.234	1.081	北北西	7.1	無
2016/3/10 4:30	1.578	2.492	2.510	2.320	2.467	0.678	1.235	1.078	北北西	6.8	無
2016/3/10 4:40	1.582	2.490	2.510	2.323	2.463	0.677	1.236	1.078	北北西	6.9	無
2016/3/10 4:50	1.582	2.493	2.513	2.322	2.465	0.676	1.235	1.079	北北西	6.9	無
2016/3/10 5:00	1.578	2.490	2.514	2.322	2.467	0.677	1.237	1.078	北北西	7.6	無
2016/3/10 5:10	1.580	2.492	2.513	2.323	2.467	0.678	1.235	1.080	北北西	8.5	無
2016/3/10 5:20	1.578	2.492	2.515	2.324	2.468	0.679	1.235	1.079	北北西	8.2	無
2016/3/10 5:30	1.580	2.492	2.517	2.323	2.471	0.678	1.233	1.079	北北西	8.1	無
2016/3/10 5:40	1.580	2.495	2.513	2.323	2.468	0.676	1.233	1.080	北北西	7.5	無
2016/3/10 5:50	1.583	2.497	2.517	2.323	2.466	0.675	1.234	1.080	北北西	7.9	無
2016/3/10 6:00	1.583	2.492	2.516	2.324	2.467	0.674	1.234	1.080	北北西	7.7	無
2016/3/10 6:10	1.580	2.497	2.515	2.323	2.470	0.674	1.234	1.081	北北西	8.8	無
2016/3/10 6:20	1.582	2.493	2.513	2.325	2.468	0.675	1.235	1.079	北北西	7.4	無
2016/3/10 6:30	1.582	2.495	2.516	2.324	2.467	0.676	1.234	1.079	北北西	8.3	無
2016/3/10 6:40	1.580	2.495	2.516	2.325	2.470	0.676	1.235	1.081	北北西	8.1	無
2016/3/10 6:50	1.580	2.495	2.523	2.325	2.472	0.676	1.235	1.078	北北西	8.0	無
2016/3/10 7:00	1.582	2.498	2.519	2.321	2.472	0.675	1.236	1.080	北北西	9.3	無
2016/3/10 7:10	1.583	2.498	2.525	2.328	2.473	0.676	1.236	1.082	北北西	9.3	無
2016/3/10 7:20	1.585	2.497	2.520	2.324	2.471	0.677	1.236	1.079	北北西	9.6	無
2016/3/10 7:30	1.583	2.498	2.523	2.325	2.474	0.676	1.236	1.079	北北西	9.5	無
2016/3/10 7:40	1.585	2.502	2.523	2.327	2.474	0.678	1.238	1.082	北北西	8.0	無
2016/3/10 7:50	1.582	2.502	2.526	2.326	2.480	0.681	1.238	1.080	北北西	8.5	無
2016/3/10 8:00	1.582	2.502	2.526	2.332	2.475	0.678	1.238	1.080	北北西	7.6	無

風速が0.5m/s未満の場合「CALM」(静穏)、この時の風向を「-」と表記する。

Monitoring data by a monitoring car* at Fukushima Daiichi Nuclear Power Station (μ Sv/h)

* The data from monitoring car may deficit as the vehicle may change monitoring point.

*About the direction of the wind and the wind velocity,we are measuring with the weather observation meter of the 10m higher.

*"-": the wind velocity/"CALM":the wind direction is below 0.5m/s.

**3/7 11:30- The data is missing due to the monitoring car inspection.

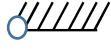

Measuring Point	Measurement Date	γ Ray	Neutron Ray	Weather	Wind Direction	Wind Velocity (m/s)
West Gate	2016/3/9 0:00	**	<0.01	Cloudy	NW	2.8
West Gate	2016/3/9 0:10	**	<0.01	Cloudy	WNW	4.8
West Gate	2016/3/9 0:20	**	<0.01	Cloudy	WNW	6.6
West Gate	2016/3/9 0:30	**	<0.01	Cloudy	WNW	5.8
West Gate	2016/3/9 0:40	**	<0.01	Cloudy	WNW	4.6
West Gate	2016/3/9 0:50	**	<0.01	Cloudy	WNW	4.9
West Gate	2016/3/9 1:00	**	<0.01	Cloudy	NW	3.3
West Gate	2016/3/9 1:10	**	<0.01	Cloudy	NW	2.9
West Gate	2016/3/9 1:20	**	<0.01	Cloudy	NW	2.3
West Gate	2016/3/9 1:30	**	<0.01	Cloudy	NNW	1.7
West Gate	2016/3/9 1:40	**	<0.01	Cloudy	NNW	2.9
West Gate	2016/3/9 1:50	**	<0.01	Cloudy	NNW	2.3
West Gate	2016/3/9 2:00	**	<0.01	Cloudy	NNW	1.5
West Gate	2016/3/9 2:10	**	<0.01	Cloudy	NNE	2.0
West Gate	2016/3/9 2:20	**	<0.01	Cloudy	NNE	1.2
West Gate	2016/3/9 2:30	**	<0.01	Cloudy	NE	1.0
West Gate	2016/3/9 2:40	**	<0.01	Cloudy	NNE	3.1
West Gate	2016/3/9 2:50	**	<0.01	Cloudy	NNE	2.9
West Gate	2016/3/9 3:00	**	<0.01	Cloudy	N	2.1
West Gate	2016/3/9 3:10	**	<0.01	Rain	NNE	1.9
West Gate	2016/3/9 3:20	**	<0.01	Rain	NNE	3.7
West Gate	2016/3/9 3:30	**	<0.01	Rain	N	1.8
West Gate	2016/3/9 3:40	**	<0.01	Cloudy	N	2.2
West Gate	2016/3/9 3:50	**	<0.01	Cloudy	NNE	2.4
West Gate	2016/3/9 4:00	**	<0.01	Cloudy	NNE	3.6
West Gate	2016/3/9 4:10	**	<0.01	Cloudy	NNE	4.2
West Gate	2016/3/9 4:20	**	<0.01	Cloudy	NNE	4.5
West Gate	2016/3/9 4:30	**	<0.01	Cloudy	N	3.7
West Gate	2016/3/9 4:40	**	<0.01	Cloudy	NNE	3.1
West Gate	2016/3/9 4:50	**	<0.01	Cloudy	N	3.2
West Gate	2016/3/9 5:00	**	<0.01	Cloudy	N	2.8
West Gate	2016/3/9 5:10	**	<0.01	Rain	N	3.0
West Gate	2016/3/9 5:20	**	<0.01	Cloudy	N	2.8
West Gate	2016/3/9 5:30	**	<0.01	Rain	NNE	2.7
West Gate	2016/3/9 5:40	**	<0.01	Rain	NNE	2.6
West Gate	2016/3/9 5:50	**	<0.01	Rain	NNE	2.7
West Gate	2016/3/9 6:00	**	<0.01	Rain	N	2.9
West Gate	2016/3/9 6:10	**	<0.01	Rain	N	3.2
West Gate	2016/3/9 6:20	**	<0.01	Rain	N	3.0
West Gate	2016/3/9 6:30	**	<0.01	Cloudy	N	2.7
West Gate	2016/3/9 6:40	**	<0.01	Cloudy	NNE	3.8
West Gate	2016/3/9 6:50	**	<0.01	Rain	NNE	4.9
West Gate	2016/3/9 7:00	**	<0.01	Rain	NNE	4.4
West Gate	2016/3/9 7:10	**	<0.01	Rain	NNE	4.8
West Gate	2016/3/9 7:20	**	<0.01	Rain	NE	4.7
West Gate	2016/3/9 7:30	**	<0.01	Rain	NNE	4.7
West Gate	2016/3/9 7:40	**	<0.01	Rain	NE	5.0
West Gate	2016/3/9 7:50	**	<0.01	Rain	NNE	4.5
West Gate	2016/3/9 8:00	**	<0.01	Rain	NNE	4.1
West Gate	2016/3/9 8:10	**	<0.01	Rain	NNE	3.9
West Gate	2016/3/9 8:20	**	<0.01	Rain	NNE	3.5
West Gate	2016/3/9 8:30	**	<0.01	Rain	NNE	3.7
West Gate	2016/3/9 8:40	**	<0.01	Rain	NNE	3.6
West Gate	2016/3/9 8:50	**	<0.01	Rain	NNE	2.9
West Gate	2016/3/9 9:00	**	<0.01	Rain	NNE	2.8
West Gate	2016/3/9 9:10	**	<0.01	Rain	NNE	2.5
West Gate	2016/3/9 9:20	**	<0.01	Rain	N	2.3
West Gate	2016/3/9 9:30	**	<0.01	Rain	NNE	3.0
West Gate	2016/3/9 9:40	**	<0.01	Rain	NNE	3.2
West Gate	2016/3/9 9:50	**	<0.01	Rain	NNE	2.7
West Gate	2016/3/9 10:00	**	<0.01	Rain	NNE	3.9
West Gate	2016/3/9 10:10	**	<0.01	Rain	NNE	3.1
West Gate	2016/3/9 10:20	**	<0.01	Rain	NNE	3.1
West Gate	2016/3/9 10:30	**	<0.01	Rain	NE	2.7
West Gate	2016/3/9 10:40	**	<0.01	Rain	NE	2.2
West Gate	2016/3/9 10:50	**	<0.01	Rain	NNE	1.4
West Gate	2016/3/9 11:00	**	<0.01	Rain	NNE	1.1
West Gate	2016/3/9 11:10	**	<0.01	Rain	NNE	1.3

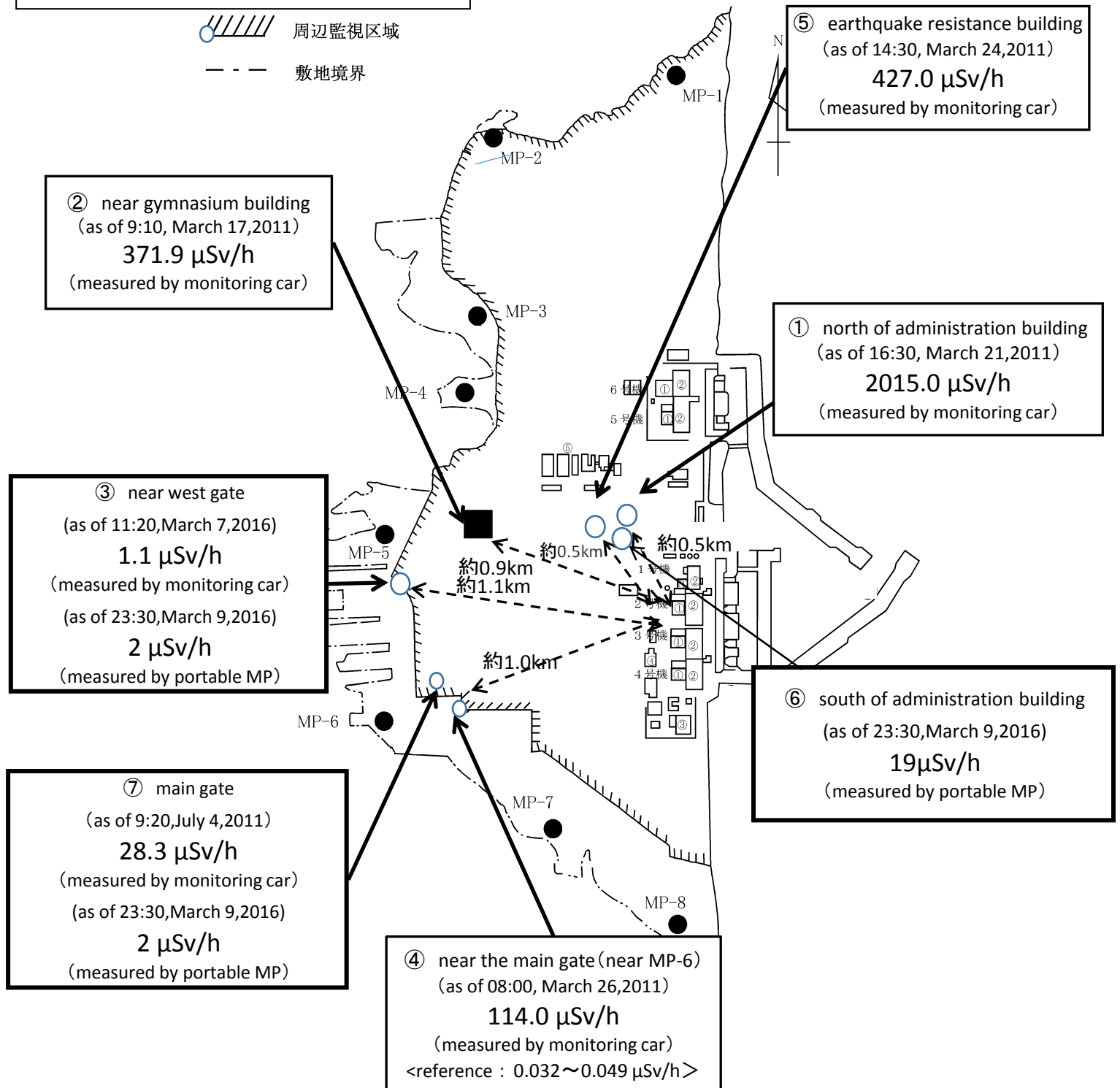
Measuring Point	Measurement Date	γ Ray	Neutron Ray	Weather	Wind Direction	Wind Velocity (m/s)
West Gate	2016/3/9 11:20	**	<0.01	Rain	NE	1.2
West Gate	2016/3/9 11:30	**	<0.01	Rain	NW	1.1
West Gate	2016/3/9 11:40	**	<0.01	Rain	WSW	0.9
West Gate	2016/3/9 11:50	**	<0.01	Rain	-	CALM
West Gate	2016/3/9 12:00	**	<0.01	Rain	W	0.8
West Gate	2016/3/9 12:10	**	<0.01	Rain	W	1.1
West Gate	2016/3/9 12:20	**	<0.01	Rain	W	1.2
West Gate	2016/3/9 12:30	**	<0.01	Rain	WNW	1.2
West Gate	2016/3/9 12:40	**	<0.01	Rain	NW	0.9
West Gate	2016/3/9 12:50	**	<0.01	Rain	N	2.0
West Gate	2016/3/9 13:00	**	<0.01	Rain	N	2.0
West Gate	2016/3/9 13:10	**	<0.01	Rain	N	2.5
West Gate	2016/3/9 13:20	**	<0.01	Rain	N	2.6
West Gate	2016/3/9 13:30	**	<0.01	Rain	N	2.2
West Gate	2016/3/9 13:40	**	<0.01	Rain	N	1.7
West Gate	2016/3/9 13:50	**	<0.01	Rain	NNW	1.3
West Gate	2016/3/9 14:00	**	<0.01	Rain	NNW	1.3
West Gate	2016/3/9 14:10	**	<0.01	Rain	N	1.4
West Gate	2016/3/9 14:20	**	<0.01	Rain	N	1.9
West Gate	2016/3/9 14:30	**	<0.01	Rain	N	1.8
West Gate	2016/3/9 14:40	**	<0.01	Rain	N	2.0
West Gate	2016/3/9 14:50	**	<0.01	Rain	N	1.9
West Gate	2016/3/9 15:00	**	<0.01	Rain	N	2.0
West Gate	2016/3/9 15:10	**	<0.01	Rain	NNE	2.2
West Gate	2016/3/9 15:20	**	<0.01	Rain	N	2.0
West Gate	2016/3/9 15:30	**	<0.01	Rain	N	1.5
West Gate	2016/3/9 15:40	**	<0.01	Rain	NNW	1.7
West Gate	2016/3/9 15:50	**	<0.01	Rain	N	1.7
West Gate	2016/3/9 16:00	**	<0.01	Rain	N	2.0
West Gate	2016/3/9 16:10	**	<0.01	Rain	N	1.4
West Gate	2016/3/9 16:20	**	<0.01	Rain	N	1.6
West Gate	2016/3/9 16:30	**	<0.01	Rain	N	1.5
West Gate	2016/3/9 16:40	**	<0.01	Rain	NNW	1.2
West Gate	2016/3/9 16:50	**	<0.01	Rain	NNW	1.3
West Gate	2016/3/9 17:00	**	<0.01	Rain	NNW	1.0
West Gate	2016/3/9 17:10	**	<0.01	Rain	NW	0.9
West Gate	2016/3/9 17:20	**	<0.01	Rain	WNW	1.3
West Gate	2016/3/9 17:30	**	<0.01	Rain	W	1.4
West Gate	2016/3/9 17:40	**	<0.01	Rain	W	1.2
West Gate	2016/3/9 17:50	**	<0.01	Rain	WNW	1.4
West Gate	2016/3/9 18:00	**	<0.01	Rain	WNW	2.0
West Gate	2016/3/9 18:10	**	<0.01	Rain	NW	0.9
West Gate	2016/3/9 18:20	**	<0.01	Rain	NNW	1.5
West Gate	2016/3/9 18:30	**	<0.01	Rain	NNW	1.4
West Gate	2016/3/9 18:40	**	<0.01	Rain	NNW	1.3
West Gate	2016/3/9 18:50	**	<0.01	Rain	NW	1.0
West Gate	2016/3/9 19:00	**	<0.01	Rain	WNW	1.1
West Gate	2016/3/9 19:10	**	<0.01	Rain	W	1.1
West Gate	2016/3/9 19:20	**	<0.01	Cloudy	W	1.9
West Gate	2016/3/9 19:30	**	<0.01	Cloudy	W	2.1
West Gate	2016/3/9 19:40	**	<0.01	Cloudy	W	1.7
West Gate	2016/3/9 19:50	**	<0.01	Cloudy	W	1.5
West Gate	2016/3/9 20:00	**	<0.01	Cloudy	W	1.6
West Gate	2016/3/9 20:10	**	<0.01	Rain	W	1.3
West Gate	2016/3/9 20:20	**	<0.01	Cloudy	W	0.9
West Gate	2016/3/9 20:30	**	<0.01	Rain	W	1.1
West Gate	2016/3/9 20:40	**	<0.01	Rain	W	0.6
West Gate	2016/3/9 20:50	**	<0.01	Rain	W	1.1
West Gate	2016/3/9 21:00	**	<0.01	Rain	W	0.8
West Gate	2016/3/9 21:10	**	<0.01	Cloudy	WNW	0.6
West Gate	2016/3/9 21:20	**	<0.01	Cloudy	WNW	0.8
West Gate	2016/3/9 21:30	**	<0.01	Cloudy	W	0.6
West Gate	2016/3/9 21:40	**	<0.01	Cloudy	WSW	0.8
West Gate	2016/3/9 21:50	**	<0.01	Cloudy	WNW	1.1
West Gate	2016/3/9 22:00	**	<0.01	Rain	NW	1.1
West Gate	2016/3/9 22:10	**	<0.01	Cloudy	WNW	1.2
West Gate	2016/3/9 22:20	**	<0.01	Cloudy	W	0.9
West Gate	2016/3/9 22:30	**	<0.01	Cloudy	W	0.8
West Gate	2016/3/9 22:40	**	<0.01	Cloudy	WNW	1.1
West Gate	2016/3/9 22:50	**	<0.01	Cloudy	WNW	0.9
West Gate	2016/3/9 23:00	**	<0.01	Cloudy	WNW	1.5
West Gate	2016/3/9 23:10	**	<0.01	Cloudy	WNW	1.3
West Gate	2016/3/9 23:20	**	<0.01	Cloudy	NW	1.1
West Gate	2016/3/9 23:30	**	<0.01	Cloudy	NNW	0.5
West Gate	2016/3/9 23:40	**	<0.01	Cloudy	NW	0.7
West Gate	2016/3/9 23:50	**	<0.01	Cloudy	NW	1.1

Fukushima Daiichi Nuclear Power Plant

2016/3/9
as of 23:50

周辺監視区域: supervised outside area
敷地境界: site boundary

 周辺監視区域
 敷地境界



※Reference data indicate the normal fluctuation range of airborne radiation rate.