

Fixed point Monitoring Status by Temporary Monitoring Post at Fukushima Daiichi Nuclear Power Station

Date	Radiation Dose Rate ( $\mu$ Sv/h) At the Main Buiding	Radiation Dose Rate ( $\mu$ Sv/h) At the Main Gate	Radiation Dose Rate ( $\mu$ Sv/h) At the West Gate
2016/5/5 0:00	18	2	2
2016/5/5 0:30	18	2	2
2016/5/5 1:00	18	2	2
2016/5/5 1:30	18	2	2
2016/5/5 2:00	18	2	2
2016/5/5 2:30	18	2	2
2016/5/5 3:00	18	2	2
2016/5/5 3:30	18	2	2
2016/5/5 4:00	18	2	2
2016/5/5 4:30	18	2	2
2016/5/5 5:00	18	2	2
2016/5/5 5:30	18	2	2
2016/5/5 6:00	18	2	2
2016/5/5 6:30	18	2	2
2016/5/5 7:00	18	2	2
2016/5/5 7:30	18	2	2
2016/5/5 8:00	18	2	2
2016/5/5 8:30	18	2	2
2016/5/5 9:00	18	2	2
2016/5/5 9:30	18	2	2
2016/5/5 10:00	18	2	2
2016/5/5 10:30	18	2	2
2016/5/5 11:00	18	2	2
2016/5/5 11:30	18	2	2
2016/5/5 12:00	18	2	2
2016/5/5 12:30	18	2	2
2016/5/5 13:00	18	2	2
2016/5/5 13:30	18	2	2
2016/5/5 14:00	18	2	2
2016/5/5 14:30	18	2	2
2016/5/5 15:00	18	2	2
2016/5/5 15:30	18	2	2
2016/5/5 16:00	18	2	2
2016/5/5 16:30	18	2	2
2016/5/5 17:00	18	2	2
2016/5/5 17:30	18	2	2
2016/5/5 18:00	18	2	2
2016/5/5 18:30	18	2	2
2016/5/5 19:00	18	2	2
2016/5/5 19:30	18	2	2
2016/5/5 20:00	18	2	2
2016/5/5 20:30	18	2	2
2016/5/5 21:00	18	2	2
2016/5/5 21:30	17	2	2
2016/5/5 22:00	18	2	2
2016/5/5 22:30	18	2	2
2016/5/5 23:00	18	2	2
2016/5/5 23:30	18	2	2

福島第一原子力発電所 モニタリングポスト空間線量率

単位:  $\mu\text{Sv/h}$

単位:  $\text{m/s}$

日時	MP								スタック		感雨
	MP-1	MP-2	MP-3	MP-4	MP-5	MP-6	MP-7	MP-8	風向	風速	
2016/5/5 8:00	1.577	2.472	2.490	2.291	2.435	0.656	1.215	1.060	西北西	12.1	無
2016/5/5 8:10	1.577	2.470	2.494	2.292	2.438	0.659	1.218	1.058	西北西	12.0	無
2016/5/5 8:20	1.575	2.473	2.493	2.293	2.434	0.659	1.218	1.059	西	11.4	無
2016/5/5 8:30	1.575	2.473	2.496	2.295	2.438	0.657	1.216	1.059	西北西	9.0	無
2016/5/5 8:40	1.575	2.475	2.495	2.294	2.439	0.659	1.218	1.058	西北西	9.9	無
2016/5/5 8:50	1.577	2.477	2.501	2.299	2.443	0.659	1.220	1.057	西北西	11.8	無
2016/5/5 9:00	1.578	2.478	2.502	2.295	2.438	0.659	1.220	1.058	西北西	10.3	無
2016/5/5 9:10	1.577	2.482	2.504	2.299	2.446	0.659	1.220	1.060	西北西	8.6	無
2016/5/5 9:20	1.578	2.485	2.501	2.301	2.446	0.661	1.221	1.059	西北西	6.0	無
2016/5/5 9:30	1.580	2.487	2.501	2.302	2.449	0.662	1.218	1.059	西北西	7.3	無
2016/5/5 9:40	1.578	2.487	2.504	2.304	2.449	0.662	1.223	1.058	西北西	7.8	無
2016/5/5 9:50	1.580	2.488	2.504	2.302	2.452	0.662	1.222	1.060	西北西	9.6	無
2016/5/5 10:00	1.583	2.490	2.509	2.303	2.453	0.663	1.224	1.059	西	8.0	無
2016/5/5 10:10	1.583	2.492	2.509	2.306	2.457	0.662	1.223	1.060	西北西	5.2	無
2016/5/5 10:20	1.585	2.497	2.513	2.304	2.458	0.665	1.221	1.059	西	8.4	無
2016/5/5 10:30	1.585	2.495	2.511	2.300	2.460	0.663	1.222	1.061	西	7.3	無
2016/5/5 10:40	1.585	2.500	2.511	2.309	2.464	0.662	1.223	1.059	西	7.7	無
2016/5/5 10:50	1.585	2.500	2.513	2.308	2.464	0.663	1.224	1.061	西	7.9	無
2016/5/5 11:00	1.583	2.498	2.515	2.307	2.461	0.662	1.223	1.060	西	7.4	無
2016/5/5 11:10	1.587	2.498	2.515	2.302	2.464	0.663	1.226	1.062	西	6.9	無
2016/5/5 11:20	1.587	2.500	2.518	2.310	2.466	0.665	1.224	1.061	西	8.6	無
2016/5/5 11:30	1.588	2.502	2.517	2.309	2.468	0.664	1.224	1.061	西	10.5	無
2016/5/5 11:40	1.587	2.503	2.516	2.312	2.469	0.664	1.227	1.060	西	7.8	無
2016/5/5 11:50	1.587	2.503	2.517	2.309	2.467	0.665	1.224	1.060	西	8.7	無
2016/5/5 12:00	1.585	2.503	2.519	2.309	2.474	0.665	1.225	1.062	西	9.6	無
2016/5/5 12:10	1.588	2.505	2.522	2.313	2.472	0.665	1.225	1.064	西	10.9	無
2016/5/5 12:20	1.587	2.505	2.523	2.313	2.473	0.664	1.226	1.062	西北西	10.3	無
2016/5/5 12:30	1.588	2.505	2.522	2.314	2.472	0.666	1.223	1.063	西	9.1	無
2016/5/5 12:40	1.587	2.505	2.521	2.314	2.473	0.664	1.225	1.062	西	8.4	無
2016/5/5 12:50	1.585	2.507	2.521	2.314	2.471	0.664	1.226	1.062	西北西	6.7	無
2016/5/5 13:00	1.585	2.507	2.523	2.312	2.472	0.665	1.224	1.061	西北西	7.9	無
2016/5/5 13:10	1.588	2.503	2.525	2.314	2.476	0.663	1.224	1.060	西北西	5.5	無
2016/5/5 13:20	1.588	2.505	2.528	2.317	2.470	0.664	1.225	1.059	西	4.3	無
2016/5/5 13:30	1.587	2.505	2.524	2.317	2.473	0.665	1.225	1.063	西北西	4.2	無
2016/5/5 13:40	1.587	2.507	2.522	2.318	2.474	0.664	1.226	1.061	西北西	7.9	無
2016/5/5 13:50	1.588	2.510	2.522	2.321	2.475	0.666	1.228	1.062	西北西	7.9	無
2016/5/5 14:00	1.592	2.507	2.529	2.320	2.481	0.664	1.226	1.063	西北西	7.8	無

日時	MP								スタック		感雨
	MP-1	MP-2	MP-3	MP-4	MP-5	MP-6	MP-7	MP-8	風向	風速	
2016/5/5 14:10	1.590	2.508	2.530	2.324	2.479	0.665	1.225	1.063	西北西	10.4	無
2016/5/5 14:20	1.592	2.508	2.527	2.322	2.480	0.664	1.228	1.063	西北西	11.1	無
2016/5/5 14:30	1.592	2.508	2.530	2.323	2.481	0.666	1.227	1.062	西北西	11.1	無
2016/5/5 14:40	1.592	2.515	2.528	2.321	2.483	0.664	1.228	1.062	西北西	11.8	無
2016/5/5 14:50	1.595	2.515	2.534	2.322	2.484	0.664	1.226	1.063	西北西	8.5	無
2016/5/5 15:00	1.592	2.510	2.531	2.322	2.485	0.666	1.228	1.066	西北西	8.2	無
2016/5/5 15:10	1.590	2.515	2.531	2.325	2.478	0.666	1.225	1.062	北西	9.3	無
2016/5/5 15:20	1.592	2.513	2.531	2.325	2.482	0.665	1.227	1.064	西北西	7.3	無
2016/5/5 15:30	1.593	2.515	2.536	2.326	2.484	0.667	1.226	1.063	北西	9.6	無
2016/5/5 15:40	1.593	2.513	2.539	2.326	2.489	0.666	1.226	1.064	北西	13.2	無
2016/5/5 15:50	1.593	2.513	2.535	2.327	2.486	0.666	1.227	1.065	西北西	10.2	無
2016/5/5 16:00	1.590	2.515	2.533	2.328	2.491	0.666	1.226	1.061	西北西	9.4	無
2016/5/5 16:10	1.592	2.517	2.531	2.325	2.487	0.666	1.228	1.063	西北西	9.4	無
2016/5/5 16:20	1.592	2.517	2.535	2.327	2.492	0.665	1.230	1.064	西	7.7	無
2016/5/5 16:30	1.590	2.517	2.536	2.328	2.487	0.663	1.228	1.062	西	9.7	無
2016/5/5 16:40	1.593	2.517	2.536	2.328	2.487	0.665	1.228	1.064	西北西	10.9	無
2016/5/5 16:50	1.590	2.515	2.539	2.329	2.488	0.664	1.227	1.063	西	12.8	無
2016/5/5 17:00	1.592	2.515	2.536	2.328	2.491	0.665	1.228	1.063	西	10.3	無
2016/5/5 17:10	1.592	2.517	2.542	2.329	2.485	0.666	1.226	1.063	西北西	10.7	無
2016/5/5 17:20	1.590	2.517	2.538	2.330	2.487	0.664	1.227	1.064	西	7.9	無
2016/5/5 17:30	1.592	2.515	2.541	2.330	2.486	0.666	1.226	1.063	西	7.8	無
2016/5/5 17:40	1.588	2.518	2.539	2.330	2.485	0.664	1.225	1.063	西南西	8.0	無
2016/5/5 17:50	1.590	2.518	2.541	2.330	2.491	0.663	1.226	1.061	西	8.2	無
2016/5/5 18:00	1.588	2.517	2.540	2.329	2.486	0.664	1.225	1.065	西	9.4	無
2016/5/5 18:10	1.590	2.515	2.539	2.330	2.488	0.662	1.227	1.065	西南西	8.5	無
2016/5/5 18:20	1.590	2.513	2.540	2.328	2.489	0.663	1.228	1.064	西	8.1	無
2016/5/5 18:30	1.590	2.515	2.539	2.327	2.491	0.665	1.226	1.064	西南西	5.5	無
2016/5/5 18:40	1.590	2.515	2.537	2.331	2.493	0.666	1.227	1.065	西南西	5.2	無
2016/5/5 18:50	1.588	2.515	2.536	2.337	2.492	0.665	1.225	1.065	西南西	6.6	無
2016/5/5 19:00	1.592	2.518	2.537	2.335	2.493	0.667	1.224	1.066	西南西	7.3	無
2016/5/5 19:10	1.592	2.517	2.534	2.337	2.491	0.665	1.224	1.063	西南西	8.1	無
2016/5/5 19:20	1.590	2.512	2.539	2.334	2.496	0.667	1.225	1.066	西南西	8.8	無
2016/5/5 19:30	1.588	2.515	2.538	2.337	2.495	0.665	1.226	1.067	西	10.6	無
2016/5/5 19:40	1.588	2.518	2.535	2.334	2.493	0.666	1.227	1.066	西	8.4	無
2016/5/5 19:50	1.588	2.518	2.533	2.335	2.497	0.666	1.227	1.067	西	8.2	無
2016/5/5 20:00	1.592	2.515	2.541	2.335	2.493	0.664	1.226	1.065	西	9.1	無

日時	MP								スタック		感雨
	MP-1	MP-2	MP-3	MP-4	MP-5	MP-6	MP-7	MP-8	風向	風速	
2016/5/5 20:10	1.588	2.515	2.538	2.335	2.491	0.667	1.229	1.065	西	8.6	無
2016/5/5 20:20	1.590	2.515	2.536	2.337	2.493	0.665	1.228	1.066	西	8.2	無
2016/5/5 20:30	1.590	2.515	2.536	2.335	2.492	0.667	1.228	1.066	西	7.9	無
2016/5/5 20:40	1.590	2.518	2.535	2.334	2.492	0.666	1.229	1.063	西	6.6	無
2016/5/5 20:50	1.588	2.517	2.536	2.336	2.492	0.666	1.225	1.064	西	5.4	無
2016/5/5 21:00	1.590	2.515	2.537	2.337	2.492	0.664	1.226	1.065	西	5.0	無
2016/5/5 21:10	1.588	2.515	2.537	2.336	2.493	0.665	1.226	1.066	西	5.8	無
2016/5/5 21:20	1.592	2.512	2.537	2.336	2.492	0.666	1.229	1.064	西南西	5.3	無
2016/5/5 21:30	1.587	2.513	2.538	2.338	2.489	0.664	1.227	1.064	西	5.6	無
2016/5/5 21:40	1.588	2.518	2.536	2.336	2.489	0.666	1.230	1.064	西南西	6.1	無
2016/5/5 21:50	1.590	2.517	2.537	2.334	2.491	0.664	1.226	1.064	西	6.7	無
2016/5/5 22:00	1.588	2.513	2.539	2.337	2.492	0.664	1.227	1.065	西	6.7	無
2016/5/5 22:10	1.588	2.515	2.541	2.339	2.490	0.665	1.226	1.064	西	7.2	無
2016/5/5 22:20	1.588	2.517	2.538	2.336	2.490	0.665	1.229	1.063	西	5.8	無
2016/5/5 22:30	1.588	2.515	2.540	2.335	2.493	0.665	1.228	1.066	西	4.1	無
2016/5/5 22:40	1.590	2.517	2.538	2.336	2.491	0.666	1.229	1.063	西南西	6.1	無
2016/5/5 22:50	1.593	2.512	2.537	2.339	2.492	0.665	1.226	1.064	西	6.2	無
2016/5/5 23:00	1.593	2.517	2.541	2.337	2.491	0.665	1.228	1.065	西	5.7	無
2016/5/5 23:10	1.590	2.520	2.539	2.338	2.491	0.663	1.226	1.062	西南西	5.9	無
2016/5/5 23:20	1.592	2.513	2.537	2.340	2.496	0.667	1.227	1.063	西南西	4.7	無
2016/5/5 23:30	1.588	2.517	2.535	2.338	2.493	0.665	1.226	1.065	西南西	6.1	無
2016/5/5 23:40	1.592	2.513	2.538	2.338	2.493	0.665	1.227	1.064	西南西	4.8	無
2016/5/5 23:50	1.590	2.515	2.539	2.337	2.493	0.665	1.229	1.065	西南西	4.3	無
2016/5/6 0:00	1.592	2.513	2.539	2.334	2.495	0.664	1.228	1.064	西南西	4.9	無
2016/5/6 0:10	1.585	2.512	2.537	2.339	2.496	0.664	1.227	1.065	西南西	7.0	無
2016/5/6 0:20	1.585	2.515	2.537	2.341	2.491	0.663	1.227	1.065	西	8.4	無
2016/5/6 0:30	1.588	2.518	2.535	2.339	2.490	0.664	1.230	1.063	西南西	5.6	無
2016/5/6 0:40	1.588	2.517	2.538	2.336	2.493	0.664	1.229	1.064	西南西	4.7	無
2016/5/6 0:50	1.590	2.520	2.539	2.338	2.491	0.665	1.227	1.064	西南西	7.6	無
2016/5/6 1:00	1.587	2.517	2.539	2.336	2.493	0.665	1.227	1.064	西南西	8.1	無
2016/5/6 1:10	1.588	2.515	2.535	2.341	2.495	0.664	1.228	1.065	西南西	7.6	無
2016/5/6 1:20	1.590	2.515	2.538	2.337	2.492	0.665	1.227	1.063	西南西	7.8	無
2016/5/6 1:30	1.590	2.517	2.537	2.337	2.488	0.663	1.231	1.064	西南西	6.1	無
2016/5/6 1:40	1.590	2.517	2.537	2.339	2.490	0.665	1.227	1.062	西南西	5.5	無
2016/5/6 1:50	1.588	2.520	2.539	2.340	2.493	0.665	1.230	1.063	西	7.4	無
2016/5/6 2:00	1.590	2.515	2.538	2.340	2.490	0.663	1.226	1.063	西	6.8	無

日時	MP								スタック		感雨
	MP-1	MP-2	MP-3	MP-4	MP-5	MP-6	MP-7	MP-8	風向	風速	
2016/5/6 2:10	1.592	2.515	2.541	2.335	2.492	0.664	1.228	1.063	西	4.6	無
2016/5/6 2:20	1.592	2.517	2.533	2.337	2.492	0.667	1.230	1.063	西南西	5.3	無
2016/5/6 2:30	1.592	2.513	2.537	2.337	2.490	0.664	1.227	1.062	西南西	5.6	無
2016/5/6 2:40	1.588	2.513	2.536	2.338	2.491	0.665	1.228	1.064	西南西	5.4	無
2016/5/6 2:50	1.590	2.517	2.535	2.336	2.492	0.665	1.226	1.064	西南西	6.5	無
2016/5/6 3:00	1.587	2.517	2.535	2.339	2.490	0.662	1.227	1.063	西	5.0	無
2016/5/6 3:10	1.590	2.518	2.535	2.338	2.491	0.664	1.228	1.064	西南西	4.5	無
2016/5/6 3:20	1.592	2.515	2.535	2.336	2.490	0.664	1.227	1.064	西	6.0	無
2016/5/6 3:30	1.590	2.517	2.539	2.335	2.489	0.665	1.227	1.064	西	5.7	無
2016/5/6 3:40	1.590	2.518	2.536	2.338	2.490	0.664	1.225	1.064	西南西	6.5	無
2016/5/6 3:50	1.592	2.517	2.536	2.336	2.490	0.665	1.227	1.062	西	7.6	無
2016/5/6 4:00	1.590	2.522	2.539	2.339	2.489	0.663	1.226	1.064	西	7.4	無
2016/5/6 4:10	1.592	2.517	2.540	2.339	2.487	0.665	1.226	1.063	西	7.7	無
2016/5/6 4:20	1.592	2.517	2.538	2.339	2.492	0.665	1.228	1.064	西	6.5	無
2016/5/6 4:30	1.588	2.520	2.538	2.337	2.490	0.666	1.226	1.063	西南西	5.0	無
2016/5/6 4:40	1.588	2.518	2.535	2.339	2.490	0.666	1.226	1.064	西	6.5	無
2016/5/6 4:50	1.590	2.518	2.539	2.353	2.487	0.665	1.228	1.061	西	7.7	無
2016/5/6 5:00	1.590	2.513	2.540	2.341	2.490	0.665	1.227	1.062	西	6.6	無
2016/5/6 5:10	1.590	2.517	2.538	2.338	2.486	0.664	1.228	1.064	西	6.7	無
2016/5/6 5:20	1.592	2.515	2.540	2.339	2.488	0.663	1.229	1.064	西	7.5	無
2016/5/6 5:30	1.590	2.517	2.536	2.337	2.492	0.663	1.227	1.063	西	6.6	無
2016/5/6 5:40	1.588	2.515	2.538	2.338	2.493	0.664	1.226	1.061	西	5.0	無
2016/5/6 5:50	1.590	2.518	2.538	2.340	2.493	0.664	1.227	1.063	西	5.3	無
2016/5/6 6:00	1.590	2.517	2.537	2.340	2.494	0.663	1.228	1.064	西	5.9	無
2016/5/6 6:10	1.592	2.515	2.536	2.338	2.491	0.664	1.227	1.065	西	6.5	無
2016/5/6 6:20	1.590	2.520	2.539	2.343	2.493	0.664	1.228	1.064	西南西	3.4	無
2016/5/6 6:30	1.593	2.520	2.542	2.340	2.493	0.663	1.228	1.063	南西	3.3	無
2016/5/6 6:40	1.592	2.518	2.540	2.340	2.492	0.665	1.228	1.064	南西	3.6	無
2016/5/6 6:50	1.592	2.518	2.539	2.343	2.492	0.664	1.228	1.065	西南西	4.1	無
2016/5/6 7:00	1.593	2.518	2.542	2.338	2.495	0.663	1.229	1.064	西南西	4.5	無
2016/5/6 7:10	1.590	2.522	2.542	2.340	2.498	0.664	1.229	1.067	西	2.2	無
2016/5/6 7:20	1.593	2.523	2.543	2.343	2.496	0.664	1.225	1.063	南南東	3.0	無
2016/5/6 7:30	1.592	2.522	2.545	2.339	2.498	0.662	1.227	1.066	南南西	2.3	無
2016/5/6 7:40	1.592	2.525	2.546	2.344	2.498	0.663	1.227	1.066	南南西	2.8	無
2016/5/6 7:50	1.592	2.523	2.545	2.343	2.498	0.663	1.227	1.065	南南西	2.3	無
2016/5/6 8:00	1.590	2.523	2.545	2.343	2.498	0.662	1.229	1.065	西南西	1.7	無

風速が0.5m/s未満の場合「CALM」(静穏)、この時の風向を「-」と表記する。

**Monitoring data by a monitoring car\* at Fukushima Daiichi Nuclear Power Station ( $\mu$  Sv/h)**

\* The data from monitoring car may deficit as the vehicle may change monitoring point.

\*About the direction of the wind and the wind velocity,we are measuring with the weather observation meter of the 10m higher.

\*"-": the wind velocity/"CALM":the wind direction is below 0.5m/s.

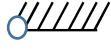

Measuring Point	Measurement Date	$\gamma$ Ray	Neutron Ray	Weather	Wind Direction	Wind Velocity (m/s)
West Gate	2016/5/5 0:00	1.0	<0.01	Cloudy	SW	2.6
West Gate	2016/5/5 0:10	1.0	<0.01	Cloudy	SW	2.4
West Gate	2016/5/5 0:20	1.0	<0.01	Cloudy	WSW	2.3
West Gate	2016/5/5 0:30	1.0	<0.01	Cloudy	WSW	1.8
West Gate	2016/5/5 0:40	1.0	<0.01	Cloudy	W	2.1
West Gate	2016/5/5 0:50	1.0	<0.01	Cloudy	W	2.4
West Gate	2016/5/5 1:00	1.0	<0.01	Cloudy	W	2.7
West Gate	2016/5/5 1:10	1.0	<0.01	Cloudy	W	2.7
West Gate	2016/5/5 1:20	1.0	<0.01	Cloudy	W	1.8
West Gate	2016/5/5 1:30	1.0	<0.01	Cloudy	W	1.2
West Gate	2016/5/5 1:40	1.0	<0.01	Cloudy	SSW	2.2
West Gate	2016/5/5 1:50	1.0	<0.01	Cloudy	SSW	2.9
West Gate	2016/5/5 2:00	1.0	<0.01	Cloudy	SW	2.7
West Gate	2016/5/5 2:10	1.0	<0.01	Cloudy	SW	2.7
West Gate	2016/5/5 2:20	1.0	<0.01	Cloudy	SW	3.2
West Gate	2016/5/5 2:30	1.0	<0.01	Cloudy	SW	3.2
West Gate	2016/5/5 2:40	1.0	<0.01	Cloudy	SW	3.1
West Gate	2016/5/5 2:50	1.0	<0.01	Cloudy	SW	2.8
West Gate	2016/5/5 3:00	1.0	<0.01	Cloudy	SW	2.7
West Gate	2016/5/5 3:10	1.0	<0.01	Cloudy	WSW	1.9
West Gate	2016/5/5 3:20	1.0	<0.01	Cloudy	WSW	1.4
West Gate	2016/5/5 3:30	1.0	<0.01	Cloudy	WSW	2.1
West Gate	2016/5/5 3:40	1.0	<0.01	Cloudy	SW	2.6
West Gate	2016/5/5 3:50	1.0	<0.01	Cloudy	SW	1.4
West Gate	2016/5/5 4:00	1.0	<0.01	Cloudy	SW	1.0
West Gate	2016/5/5 4:10	1.0	<0.01	Cloudy	W	1.4
West Gate	2016/5/5 4:20	1.0	<0.01	Cloudy	WNW	1.1
West Gate	2016/5/5 4:30	1.0	<0.01	Cloudy	ENE	0.7
West Gate	2016/5/5 4:40	1.0	<0.01	Cloudy	NE	1.0
West Gate	2016/5/5 4:50	1.0	<0.01	Cloudy	N	0.8
West Gate	2016/5/5 5:00	1.0	<0.01	Cloudy	NE	0.7
West Gate	2016/5/5 5:10	1.0	<0.01	Fine	ENE	0.7
West Gate	2016/5/5 5:20	1.0	<0.01	Fine	-	CALM
West Gate	2016/5/5 5:30	1.0	<0.01	Fine	-	CALM
West Gate	2016/5/5 5:40	1.0	<0.01	Fine	S	0.6
West Gate	2016/5/5 5:50	1.0	<0.01	Fine	W	1.2
West Gate	2016/5/5 6:00	1.0	<0.01	Fine	WNW	1.6
West Gate	2016/5/5 6:10	1.0	<0.01	Fine	N	0.5
West Gate	2016/5/5 6:20	1.0	<0.01	Fine	-	CALM
West Gate	2016/5/5 6:30	1.0	<0.01	Fine	NNW	0.8
West Gate	2016/5/5 6:40	1.0	<0.01	Fine	NW	1.3
West Gate	2016/5/5 6:50	1.0	<0.01	Fine	NW	0.6
West Gate	2016/5/5 7:00	1.0	<0.01	Fine	WNW	2.1
West Gate	2016/5/5 7:10	1.0	<0.01	Fine	WNW	3.2
West Gate	2016/5/5 7:20	1.0	<0.01	Fine	WNW	3.4
West Gate	2016/5/5 7:30	1.0	<0.01	Fine	W	4.5
West Gate	2016/5/5 7:40	1.0	<0.01	Fine	WNW	4.2
West Gate	2016/5/5 7:50	1.0	<0.01	Fine	WNW	4.4
West Gate	2016/5/5 8:00	1.0	<0.01	Fine	WNW	6.1
West Gate	2016/5/5 8:10	1.0	<0.01	Fine	WNW	6.0
West Gate	2016/5/5 8:20	1.0	<0.01	Fine	WNW	6.3
West Gate	2016/5/5 8:30	1.0	<0.01	Fine	WNW	5.2
West Gate	2016/5/5 8:40	1.0	<0.01	Fine	WNW	5.2
West Gate	2016/5/5 8:50	1.0	<0.01	Fine	WNW	6.2
West Gate	2016/5/5 9:00	1.0	<0.01	Fine	WNW	6.3
West Gate	2016/5/5 9:10	1.0	<0.01	Fine	WNW	5.4
West Gate	2016/5/5 9:20	1.0	<0.01	Fine	WNW	4.3
West Gate	2016/5/5 9:30	1.0	<0.01	Fine	WNW	4.2
West Gate	2016/5/5 9:40	1.0	<0.01	Fine	WNW	5.5
West Gate	2016/5/5 9:50	1.0	<0.01	Fine	WNW	5.5
West Gate	2016/5/5 10:00	1.0	<0.01	Fine	W	5.1
West Gate	2016/5/5 10:10	1.0	<0.01	Fine	W	3.2
West Gate	2016/5/5 10:20	1.0	<0.01	Fine	W	4.7
West Gate	2016/5/5 10:30	1.0	<0.01	Fine	W	4.8
West Gate	2016/5/5 10:40	1.0	<0.01	Fine	W	4.6
West Gate	2016/5/5 10:50	1.0	<0.01	Fine	W	5.3
West Gate	2016/5/5 11:00	1.0	<0.01	Fine	W	4.9
West Gate	2016/5/5 11:10	1.0	<0.01	Fine	W	3.8

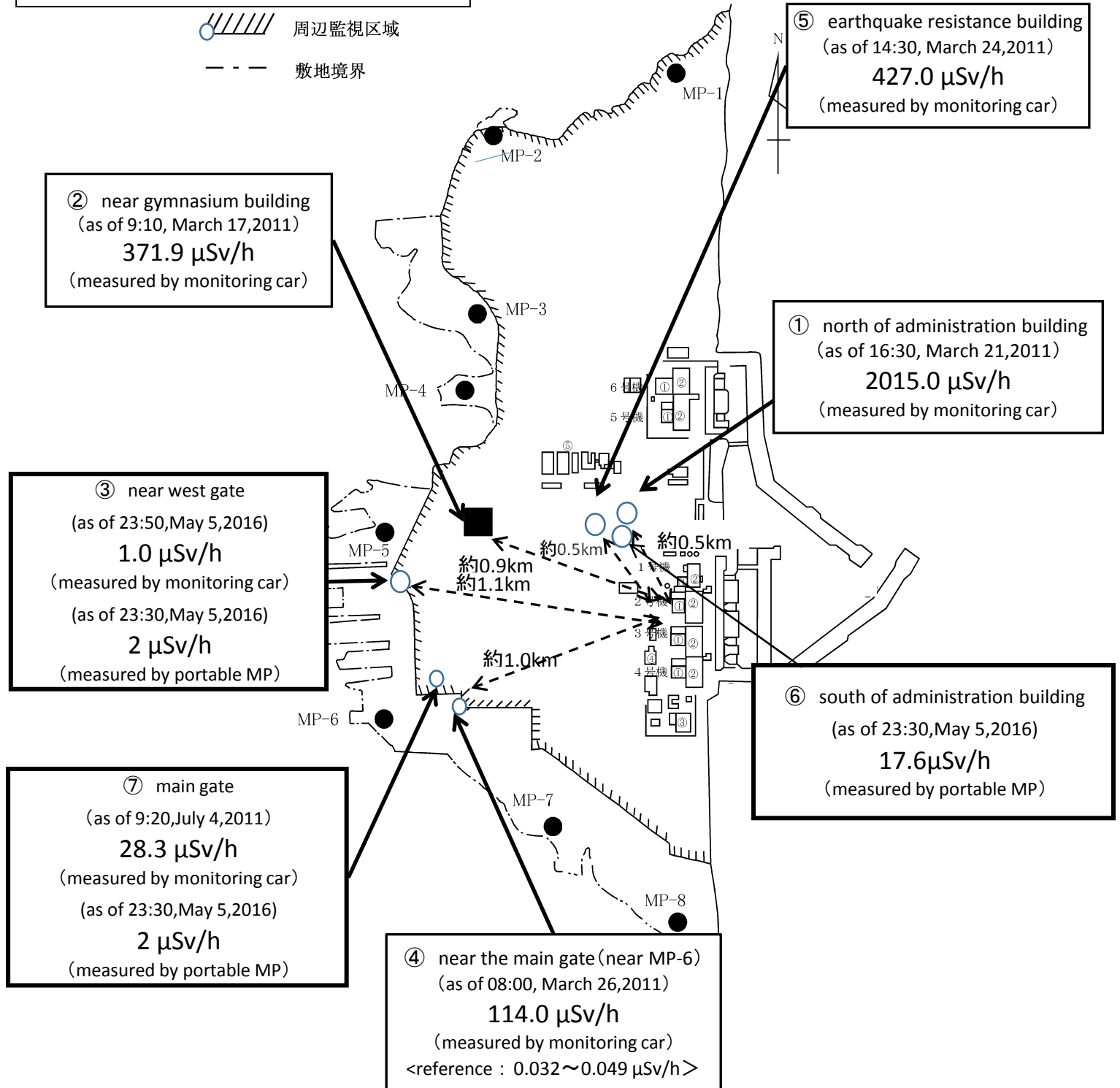
Measuring Point	Measurement Date	$\gamma$ Ray	Neutron Ray	Weather	Wind Direction	Wind Velocity (m/s)
West Gate	2016/5/5 11:20	1.0	<0.01	Fine	W	5.8
West Gate	2016/5/5 11:30	1.0	<0.01	Fine	W	6.1
West Gate	2016/5/5 11:40	1.0	<0.01	Fine	WNW	4.6
West Gate	2016/5/5 11:50	1.0	<0.01	Fine	W	4.6
West Gate	2016/5/5 12:00	1.0	<0.01	Fine	W	5.5
West Gate	2016/5/5 12:10	1.0	<0.01	Cloudy	W	6.8
West Gate	2016/5/5 12:20	1.0	<0.01	Cloudy	W	6.4
West Gate	2016/5/5 12:30	1.0	<0.01	Cloudy	W	5.5
West Gate	2016/5/5 12:40	1.0	<0.01	Cloudy	W	5.1
West Gate	2016/5/5 12:50	1.0	<0.01	Cloudy	WNW	3.3
West Gate	2016/5/5 13:00	1.0	<0.01	Cloudy	WNW	3.3
West Gate	2016/5/5 13:10	1.0	<0.01	Cloudy	WNW	3.1
West Gate	2016/5/5 13:20	1.0	<0.01	Cloudy	WNW	3.5
West Gate	2016/5/5 13:30	1.0	<0.01	Cloudy	WNW	2.5
West Gate	2016/5/5 13:40	1.0	<0.01	Cloudy	WNW	3.5
West Gate	2016/5/5 13:50	1.0	<0.01	Cloudy	WNW	4.8
West Gate	2016/5/5 14:00	1.0	<0.01	Cloudy	WNW	5.2
West Gate	2016/5/5 14:10	1.0	<0.01	Fine	WNW	6.5
West Gate	2016/5/5 14:20	1.0	<0.01	Fine	WNW	6.9
West Gate	2016/5/5 14:30	1.0	<0.01	Fine	WNW	7.2
West Gate	2016/5/5 14:40	1.0	<0.01	Fine	WNW	6.3
West Gate	2016/5/5 14:50	1.0	<0.01	Fine	WNW	5.5
West Gate	2016/5/5 15:00	1.0	<0.01	Fine	WNW	5.7
West Gate	2016/5/5 15:10	1.0	<0.01	Fine	WNW	4.9
West Gate	2016/5/5 15:20	1.0	<0.01	Fine	NW	4.6
West Gate	2016/5/5 15:30	1.0	<0.01	Fine	NW	4.6
West Gate	2016/5/5 15:40	1.0	<0.01	Fine	NW	4.7
West Gate	2016/5/5 15:50	1.0	<0.01	Fine	WNW	4.8
West Gate	2016/5/5 16:00	1.0	<0.01	Fine	WNW	4.4
West Gate	2016/5/5 16:10	1.0	<0.01	Fine	W	5.3
West Gate	2016/5/5 16:20	1.0	<0.01	Fine	W	5.1
West Gate	2016/5/5 16:30	1.0	<0.01	Fine	W	5.1
West Gate	2016/5/5 16:40	1.0	<0.01	Fine	W	5.8
West Gate	2016/5/5 16:50	1.0	<0.01	Fine	W	7.1
West Gate	2016/5/5 17:00	1.0	<0.01	Fine	W	6.2
West Gate	2016/5/5 17:10	1.0	<0.01	Fine	WNW	7.1
West Gate	2016/5/5 17:20	1.0	<0.01	Fine	WNW	4.9
West Gate	2016/5/5 17:30	1.0	<0.01	Fine	W	3.8
West Gate	2016/5/5 17:40	1.0	<0.01	Fine	W	4.3
West Gate	2016/5/5 17:50	1.0	<0.01	Fine	W	5.1
West Gate	2016/5/5 18:00	1.0	<0.01	Fine	W	5.5
West Gate	2016/5/5 18:10	1.0	<0.01	Fine	W	4.7
West Gate	2016/5/5 18:20	1.0	<0.01	Fine	W	4.9
West Gate	2016/5/5 18:30	1.0	<0.01	Fine	W	3.6
West Gate	2016/5/5 18:40	1.0	<0.01	Fine	WSW	3.0
West Gate	2016/5/5 18:50	1.0	<0.01	Fine	WSW	3.3
West Gate	2016/5/5 19:00	1.0	<0.01	Fine	W	4.2
West Gate	2016/5/5 19:10	1.0	<0.01	Fine	W	4.7
West Gate	2016/5/5 19:20	1.0	<0.01	Fine	W	5.2
West Gate	2016/5/5 19:30	1.0	<0.01	Fine	W	4.9
West Gate	2016/5/5 19:40	1.0	<0.01	Fine	W	4.6
West Gate	2016/5/5 19:50	1.0	<0.01	Fine	W	3.9
West Gate	2016/5/5 20:00	1.0	<0.01	Fine	W	3.8
West Gate	2016/5/5 20:10	1.0	<0.01	Fine	W	4.7
West Gate	2016/5/5 20:20	1.0	<0.01	Fine	W	4.3
West Gate	2016/5/5 20:30	1.0	<0.01	Fine	W	4.4
West Gate	2016/5/5 20:40	1.0	<0.01	Fine	W	3.6
West Gate	2016/5/5 20:50	1.0	<0.01	Fine	W	2.3
West Gate	2016/5/5 21:00	1.0	<0.01	Fine	W	2.7
West Gate	2016/5/5 21:10	1.0	<0.01	Fine	W	2.9
West Gate	2016/5/5 21:20	1.0	<0.01	Fine	W	2.6
West Gate	2016/5/5 21:30	1.0	<0.01	Fine	W	2.9
West Gate	2016/5/5 21:40	1.0	<0.01	Fine	W	3.1
West Gate	2016/5/5 21:50	1.0	<0.01	Fine	W	4.2
West Gate	2016/5/5 22:00	1.0	<0.01	Fine	W	3.6
West Gate	2016/5/5 22:10	1.0	<0.01	Fine	W	3.4
West Gate	2016/5/5 22:20	1.0	<0.01	Fine	W	2.2
West Gate	2016/5/5 22:30	1.0	<0.01	Fine	W	1.5
West Gate	2016/5/5 22:40	1.0	<0.01	Fine	W	2.4
West Gate	2016/5/5 22:50	1.0	<0.01	Fine	W	3.1
West Gate	2016/5/5 23:00	1.0	<0.01	Fine	W	3.5
West Gate	2016/5/5 23:10	1.0	<0.01	Fine	W	3.0
West Gate	2016/5/5 23:20	1.0	<0.01	Fine	W	2.8
West Gate	2016/5/5 23:30	1.0	<0.01	Fine	WSW	3.0
West Gate	2016/5/5 23:40	1.0	<0.01	Fine	WSW	1.5
West Gate	2016/5/5 23:50	1.0	<0.01	Fine	SW	1.4

# Fukushima Daiichi Nuclear Power Plant

2016/5/5  
as of 23:50

周辺監視区域: supervised outside area  
敷地境界: site boundary

 周辺監視区域  
 敷地境界



※Reference data indicate the normal fluctuation range of airborne radiation rate.