

## Fixed point Monitoring Status by Temporary Monitoring Post at Fukushima Daiichi Nuclear Power Station

Date	Radiation Dose Rate ( $\mu$ Sv/h) At the Main Buiding	Radiation Dose Rate ( $\mu$ Sv/h) At the Main Gate	Radiation Dose Rate ( $\mu$ Sv/h) At the West Gate
2016/5/31 0:00	17	1	2
2016/5/31 0:30	17	1	2
2016/5/31 1:00	17	1	2
2016/5/31 1:30	17	1	2
2016/5/31 2:00	17	1	2
2016/5/31 2:30	17	1	2
2016/5/31 3:00	17	1	2
2016/5/31 3:30	17	1	2
2016/5/31 4:00	17	1	2
2016/5/31 4:30	17	1	2
2016/5/31 5:00	17	1	2
2016/5/31 5:30	17	1	2
2016/5/31 6:00	17	1	2
2016/5/31 6:30	17	1	2
2016/5/31 7:00	17	1	2
2016/5/31 7:30	17	1	2
2016/5/31 8:00	17	1	2
2016/5/31 8:30	17	1	2
2016/5/31 9:00	17	1	2
2016/5/31 9:30	17	1	2
2016/5/31 10:00	17	1	2
2016/5/31 10:30	17	1	2
2016/5/31 11:00	17	1	2
2016/5/31 11:30	17	1	2
2016/5/31 12:00	17	1	2
2016/5/31 12:30	17	1	2
2016/5/31 13:00	17	1	2
2016/5/31 13:30	17	1	2
2016/5/31 14:00	17	1	2
2016/5/31 14:30	17	1	2
2016/5/31 15:00	17	1	2
2016/5/31 15:30	17	1	2
2016/5/31 16:00	17	1	2
2016/5/31 16:30	17	1	2
2016/5/31 17:00	17	1	2
2016/5/31 17:30	17	1	2
2016/5/31 18:00	17	1	2
2016/5/31 18:30	17	1	2
2016/5/31 19:00	17	1	2
2016/5/31 19:30	17	1	2
2016/5/31 20:00	17	1	2
2016/5/31 20:30	17	1	2
2016/5/31 21:00	17	1	2
2016/5/31 21:30	17	1	2
2016/5/31 22:00	17	1	2
2016/5/31 22:30	17	1	2
2016/5/31 23:00	17	1	2
2016/5/31 23:30	17	1	2

福島第一原子力発電所 モニタリングポスト空間線量率

単位:  $\mu\text{Sv}/\text{h}$       単位:  $\text{m}/\text{s}$

日時	MP								スタック		感雨
	MP-1	MP-2	MP-3	MP-4	MP-5	MP-6	MP-7	MP-8	風向	風速	
2016/5/31 8:00	1.585	2.508	2.543	2.321	2.495	0.649	1.220	1.055	南南東	2.5	無
2016/5/31 8:10	1.587	2.515	2.542	2.324	2.496	0.649	1.221	1.056	南南東	2.6	無
2016/5/31 8:20	1.585	2.513	2.541	2.324	2.499	0.648	1.220	1.058	南南東	2.9	無
2016/5/31 8:30	1.582	2.515	2.544	2.324	2.502	0.649	1.222	1.057	南東	3.1	無
2016/5/31 8:40	1.582	2.512	2.544	2.318	2.503	0.649	1.221	1.056	南南東	3.1	無
2016/5/31 8:50	1.582	2.510	2.545	2.325	2.501	0.650	1.224	1.055	南南東	4.1	無
2016/5/31 9:00	1.585	2.513	2.549	2.326	2.505	0.651	1.224	1.055	南	4.7	無
2016/5/31 9:10	1.583	2.512	2.548	2.327	2.506	0.652	1.225	1.057	南南東	4.9	無
2016/5/31 9:20	1.585	2.513	2.545	2.328	2.504	0.651	1.223	1.058	南東	5.2	無
2016/5/31 9:30	1.587	2.517	2.548	2.325	2.510	0.650	1.224	1.058	南東	5.7	無
2016/5/31 9:40	1.583	2.522	2.551	2.326	2.509	0.651	1.225	1.056	南東	4.7	無
2016/5/31 9:50	1.577	2.523	2.552	2.327	2.511	0.650	1.222	1.058	南東	5.0	無
2016/5/31 10:00	1.573	2.522	2.550	2.328	2.508	0.652	1.224	1.058	南東	5.0	無
2016/5/31 10:10	1.582	2.522	2.553	2.327	2.505	0.649	1.226	1.056	南東	6.0	無
2016/5/31 10:20	1.583	2.525	2.556	2.331	2.513	0.651	1.223	1.057	南東	5.5	無
2016/5/31 10:30	1.582	2.525	2.561	2.328	2.507	0.653	1.226	1.058	南東	6.0	無
2016/5/31 10:40	1.583	2.523	2.559	2.331	2.503	0.653	1.223	1.059	南南東	5.8	無
2016/5/31 10:50	1.583	2.527	2.559	2.332	2.513	0.652	1.227	1.058	南南東	6.7	無
2016/5/31 11:00	1.583	2.530	2.560	2.328	2.516	0.652	1.228	1.059	南南東	6.0	無
2016/5/31 11:10	1.587	2.527	2.562	2.329	2.520	0.653	1.226	1.057	南南東	7.0	無
2016/5/31 11:20	1.580	2.528	2.564	2.322	2.519	0.655	1.227	1.056	南南東	8.1	無
2016/5/31 11:30	1.580	2.532	2.566	2.329	2.515	0.655	1.226	1.058	南南東	7.9	無
2016/5/31 11:40	1.583	2.537	2.565	2.329	2.522	0.654	1.227	1.065	南南東	7.7	無
2016/5/31 11:50	1.582	2.537	2.561	2.330	2.526	0.656	1.226	1.059	南南東	8.3	無
2016/5/31 12:00	1.582	2.535	2.564	2.331	2.529	0.655	1.228	1.062	南南東	7.7	無
2016/5/31 12:10	1.587	2.535	2.570	2.327	2.532	0.656	1.227	1.060	南南東	9.2	無
2016/5/31 12:20	1.588	2.535	2.564	2.331	2.526	0.656	1.229	1.059	南南東	8.6	無
2016/5/31 12:30	1.588	2.533	2.566	2.331	2.525	0.655	1.226	1.059	南南東	8.9	無
2016/5/31 12:40	1.587	2.533	2.572	2.331	2.528	0.656	1.225	1.059	南南東	8.8	無
2016/5/31 12:50	1.593	2.533	2.571	2.335	2.531	0.655	1.228	1.059	南南東	10.3	無
2016/5/31 13:00	1.593	2.535	2.573	2.331	2.531	0.656	1.229	1.062	南	9.8	無
2016/5/31 13:10	1.588	2.535	2.570	2.331	2.534	0.656	1.229	1.061	南南東	10.4	無
2016/5/31 13:20	1.590	2.537	2.569	2.333	2.533	0.656	1.230	1.060	南南東	11.3	無
2016/5/31 13:30	1.590	2.535	2.574	2.335	2.534	0.655	1.230	1.060	南南東	8.6	無
2016/5/31 13:40	1.590	2.538	2.569	2.333	2.535	0.656	1.231	1.061	南南東	12.8	無
2016/5/31 13:50	1.592	2.540	2.573	2.337	2.537	0.657	1.228	1.063	南南東	13.2	無
2016/5/31 14:00	1.595	2.543	2.571	2.335	2.536	0.655	1.229	1.060	南南東	12.0	無

日時	MP								スタック		感雨
	MP-1	MP-2	MP-3	MP-4	MP-5	MP-6	MP-7	MP-8	風向	風速	
2016/5/31 14:10	1.595	2.543	2.574	2.335	2.536	0.655	1.230	1.062	南南東	12.2	無
2016/5/31 14:20	1.595	2.547	2.570	2.335	2.536	0.656	1.230	1.060	南南東	12.2	無
2016/5/31 14:30	1.595	2.545	2.577	2.338	2.537	0.654	1.229	1.062	南南東	10.9	無
2016/5/31 14:40	1.597	2.545	2.572	2.338	2.540	0.655	1.230	1.061	南南東	12.8	無
2016/5/31 14:50	1.597	2.540	2.573	2.339	2.541	0.655	1.231	1.060	南南東	12.7	無
2016/5/31 15:00	1.597	2.543	2.577	2.337	2.541	0.655	1.228	1.059	南南東	13.0	無
2016/5/31 15:10	1.598	2.543	2.573	2.336	2.536	0.657	1.232	1.062	南南東	11.3	無
2016/5/31 15:20	1.595	2.542	2.575	2.335	2.534	0.656	1.231	1.062	南南東	9.0	無
2016/5/31 15:30	1.593	2.542	2.573	2.337	2.541	0.658	1.230	1.062	南	9.8	無
2016/5/31 15:40	1.598	2.543	2.574	2.341	2.535	0.657	1.230	1.061	南	12.7	無
2016/5/31 15:50	1.595	2.543	2.576	2.336	2.541	0.656	1.229	1.062	南南東	13.1	無
2016/5/31 16:00	1.595	2.542	2.577	2.341	2.541	0.656	1.231	1.060	南南東	12.7	無
2016/5/31 16:10	1.597	2.542	2.576	2.338	2.538	0.656	1.229	1.062	南南東	14.1	無
2016/5/31 16:20	1.597	2.540	2.577	2.338	2.542	0.657	1.230	1.061	南南東	12.1	無
2016/5/31 16:30	1.597	2.540	2.575	2.339	2.541	0.657	1.230	1.062	南南東	10.7	無
2016/5/31 16:40	1.595	2.540	2.576	2.343	2.544	0.658	1.230	1.061	南南東	9.3	無
2016/5/31 16:50	1.598	2.542	2.578	2.339	2.541	0.657	1.230	1.061	南南東	9.7	無
2016/5/31 17:00	1.597	2.542	2.579	2.339	2.542	0.654	1.231	1.062	南南東	9.9	無
2016/5/31 17:10	1.595	2.540	2.581	2.337	2.542	0.658	1.229	1.061	南	9.3	無
2016/5/31 17:20	1.598	2.542	2.582	2.338	2.538	0.657	1.230	1.062	南	10.0	無
2016/5/31 17:30	1.597	2.543	2.581	2.338	2.538	0.658	1.229	1.062	南	11.0	無
2016/5/31 17:40	1.598	2.540	2.581	2.340	2.537	0.655	1.231	1.062	南	10.7	無
2016/5/31 17:50	1.598	2.542	2.582	2.337	2.541	0.656	1.230	1.063	南	12.2	無
2016/5/31 18:00	1.595	2.542	2.585	2.339	2.537	0.656	1.230	1.062	南	11.4	無
2016/5/31 18:10	1.597	2.542	2.579	2.340	2.538	0.655	1.231	1.062	南	9.1	無
2016/5/31 18:20	1.597	2.542	2.583	2.338	2.540	0.656	1.232	1.065	南	9.2	無
2016/5/31 18:30	1.600	2.540	2.580	2.339	2.537	0.656	1.232	1.067	南	9.5	無
2016/5/31 18:40	1.597	2.540	2.581	2.341	2.537	0.657	1.230	1.066	南	10.4	無
2016/5/31 18:50	1.598	2.538	2.577	2.343	2.538	0.657	1.229	1.066	南南西	8.2	無
2016/5/31 19:00	1.597	2.542	2.581	2.344	2.539	0.658	1.229	1.067	南	8.8	無
2016/5/31 19:10	1.595	2.542	2.581	2.345	2.537	0.656	1.230	1.066	南	8.3	無
2016/5/31 19:20	1.598	2.542	2.580	2.343	2.540	0.659	1.230	1.065	南	7.4	無
2016/5/31 19:30	1.598	2.540	2.579	2.343	2.537	0.659	1.231	1.065	南	6.8	無
2016/5/31 19:40	1.595	2.540	2.582	2.346	2.536	0.658	1.232	1.065	南	6.1	無
2016/5/31 19:50	1.595	2.538	2.579	2.343	2.532	0.658	1.233	1.066	南	6.4	有
2016/5/31 20:00	1.597	2.533	2.578	2.343	2.537	0.660	1.232	1.066	南	7.0	有

日時	MP								スタック		感雨
	MP-1	MP-2	MP-3	MP-4	MP-5	MP-6	MP-7	MP-8	風向	風速	
2016/5/31 20:10	1.597	2.537	2.577	2.342	2.530	0.658	1.233	1.065	南	7.0	有
2016/5/31 20:20	1.595	2.535	2.576	2.346	2.530	0.658	1.232	1.065	南	7.8	有
2016/5/31 20:30	1.597	2.533	2.572	2.343	2.521	0.658	1.229	1.064	南	6.7	有
2016/5/31 20:40	1.598	2.532	2.570	2.342	2.516	0.657	1.227	1.062	南南西	5.5	有
2016/5/31 20:50	1.597	2.532	2.569	2.341	2.475	0.653	1.220	1.059	南西	3.5	有
2016/5/31 21:00	1.600	2.528	2.566	2.337	2.477	0.654	1.221	1.057	南	4.3	無
2016/5/31 21:10	1.598	2.527	2.569	2.337	2.480	0.653	1.218	1.057	南	5.9	無
2016/5/31 21:20	1.597	2.530	2.564	2.335	2.477	0.652	1.216	1.054	南南西	6.2	有
2016/5/31 21:30	1.595	2.532	2.564	2.332	2.478	0.653	1.215	1.051	南南西	5.4	有
2016/5/31 21:40	1.597	2.527	2.565	2.335	2.477	0.651	1.212	1.051	南南西	6.2	無
2016/5/31 21:50	1.598	2.527	2.565	2.330	2.477	0.649	1.211	1.052	南南西	7.2	無
2016/5/31 22:00	1.600	2.530	2.560	2.331	2.479	0.650	1.211	1.051	南	4.7	無
2016/5/31 22:10	1.598	2.528	2.563	2.333	2.480	0.651	1.212	1.048	南南西	3.9	無
2016/5/31 22:20	1.598	2.532	2.561	2.328	2.479	0.649	1.211	1.049	南南西	4.4	無
2016/5/31 22:30	1.597	2.528	2.561	2.326	2.477	0.650	1.211	1.052	南南西	6.7	無
2016/5/31 22:40	1.595	2.528	2.560	2.333	2.478	0.650	1.211	1.049	南	8.5	無
2016/5/31 22:50	1.595	2.528	2.559	2.329	2.480	0.650	1.215	1.052	南南西	7.3	無
2016/5/31 23:00	1.597	2.525	2.557	2.330	2.478	0.650	1.214	1.052	南南西	6.9	無
2016/5/31 23:10	1.593	2.528	2.557	2.330	2.477	0.649	1.212	1.049	南南西	8.5	無
2016/5/31 23:20	1.598	2.527	2.561	2.329	2.474	0.650	1.211	1.050	南南西	6.9	無
2016/5/31 23:30	1.597	2.525	2.558	2.331	2.481	0.650	1.214	1.051	南	5.4	無
2016/5/31 23:40	1.593	2.527	2.559	2.332	2.477	0.649	1.214	1.051	南西	3.7	無
2016/5/31 23:50	1.595	2.527	2.557	2.330	2.475	0.653	1.213	1.052	南西	3.8	無
2016/6/1 0:00	1.593	2.527	2.558	2.325	2.477	0.651	1.213	1.051	西	4.0	無
2016/6/1 0:10	1.595	2.527	2.562	2.330	2.482	0.650	1.213	1.051	西	2.9	無
2016/6/1 0:20	1.593	2.528	2.558	2.330	2.481	0.651	1.213	1.050	西南西	1.5	無
2016/6/1 0:30	1.595	2.527	2.561	2.328	2.478	0.650	1.214	1.049	南西	2.0	無
2016/6/1 0:40	1.595	2.525	2.556	2.331	2.479	0.650	1.213	1.053	西北西	2.0	無
2016/6/1 0:50	1.597	2.525	2.561	2.325	2.478	0.653	1.217	1.050	西	2.2	無
2016/6/1 1:00	1.595	2.530	2.557	2.328	2.480	0.650	1.215	1.050	西南西	2.0	無
2016/6/1 1:10	1.598	2.528	2.559	2.330	2.479	0.652	1.215	1.053	西南西	3.6	無
2016/6/1 1:20	1.595	2.527	2.559	2.329	2.480	0.650	1.216	1.052	西南西	4.5	無
2016/6/1 1:30	1.595	2.527	2.562	2.330	2.479	0.653	1.215	1.053	西南西	3.6	無
2016/6/1 1:40	1.593	2.527	2.556	2.329	2.479	0.649	1.216	1.049	西	3.7	無
2016/6/1 1:50	1.597	2.527	2.558	2.331	2.479	0.651	1.215	1.053	西北西	8.2	無
2016/6/1 2:00	1.593	2.528	2.556	2.331	2.477	0.650	1.216	1.050	西北西	5.6	無

日時	MP								スタック		感雨
	MP-1	MP-2	MP-3	MP-4	MP-5	MP-6	MP-7	MP-8	風向	風速	
2016/6/1 2:10	1.593	2.530	2.556	2.330	2.478	0.650	1.215	1.052	北北西	4.6	無
2016/6/1 2:20	1.593	2.530	2.559	2.331	2.476	0.651	1.216	1.051	北北西	4.1	無
2016/6/1 2:30	1.595	2.530	2.556	2.329	2.477	0.649	1.215	1.053	北西	5.5	無
2016/6/1 2:40	1.593	2.525	2.559	2.330	2.478	0.649	1.215	1.053	北西	4.6	無
2016/6/1 2:50	1.592	2.527	2.555	2.329	2.476	0.650	1.215	1.051	北北西	2.8	無
2016/6/1 3:00	1.592	2.527	2.556	2.328	2.474	0.650	1.215	1.051	北西	2.6	無
2016/6/1 3:10	1.593	2.523	2.556	2.327	2.477	0.651	1.217	1.052	西北西	4.9	無
2016/6/1 3:20	1.592	2.530	2.557	2.330	2.482	0.650	1.215	1.052	西北西	7.2	無
2016/6/1 3:30	1.595	2.527	2.562	2.334	2.478	0.650	1.216	1.053	西北西	7.1	無
2016/6/1 3:40	1.592	2.527	2.561	2.332	2.476	0.651	1.215	1.051	西北西	7.2	無
2016/6/1 3:50	1.595	2.527	2.559	2.330	2.480	0.651	1.217	1.052	西	4.5	無
2016/6/1 4:00	1.595	2.525	2.557	2.333	2.480	0.651	1.217	1.051	西	5.5	無
2016/6/1 4:10	1.593	2.527	2.558	2.332	2.479	0.650	1.213	1.053	西北西	5.2	無
2016/6/1 4:20	1.593	2.528	2.559	2.333	2.481	0.650	1.220	1.053	西南西	2.6	無
2016/6/1 4:30	1.593	2.530	2.558	2.330	2.484	0.651	1.216	1.051	西	2.8	無
2016/6/1 4:40	1.593	2.532	2.558	2.331	2.481	0.650	1.216	1.053	西	3.5	無
2016/6/1 4:50	1.598	2.527	2.561	2.331	2.482	0.650	1.218	1.055	西	5.4	無
2016/6/1 5:00	1.597	2.527	2.559	2.333	2.484	0.651	1.218	1.052	西	4.5	無
2016/6/1 5:10	1.593	2.527	2.565	2.330	2.480	0.650	1.219	1.052	南南西	2.3	無
2016/6/1 5:20	1.595	2.528	2.560	2.335	2.482	0.649	1.218	1.052	南西	2.3	無
2016/6/1 5:30	1.597	2.527	2.562	2.332	2.480	0.647	1.219	1.053	南西	3.5	無
2016/6/1 5:40	1.592	2.532	2.560	2.333	2.485	0.647	1.219	1.052	西南西	4.3	無
2016/6/1 5:50	1.597	2.532	2.560	2.332	2.483	0.647	1.218	1.052	西南西	5.0	無
2016/6/1 6:00	1.595	2.528	2.563	2.333	2.486	0.648	1.219	1.052	西南西	4.9	無
2016/6/1 6:10	1.593	2.532	2.564	2.335	2.487	0.649	1.221	1.052	西	5.1	無
2016/6/1 6:20	1.592	2.532	2.565	2.334	2.487	0.651	1.219	1.052	西	5.5	無
2016/6/1 6:30	1.595	2.533	2.565	2.334	2.484	0.651	1.218	1.053	西南西	3.6	無
2016/6/1 6:40	1.595	2.535	2.563	2.337	2.491	0.650	1.221	1.056	西南西	4.6	無
2016/6/1 6:50	1.595	2.532	2.566	2.337	2.489	0.650	1.219	1.054	西南西	5.7	無
2016/6/1 7:00	1.598	2.533	2.568	2.338	2.489	0.650	1.222	1.053	西	8.4	無
2016/6/1 7:10	1.598	2.533	2.569	2.339	2.492	0.650	1.221	1.055	西	7.1	無
2016/6/1 7:20	1.598	2.535	2.570	2.341	2.497	0.648	1.220	1.056	西南西	4.1	無
2016/6/1 7:30	1.597	2.535	2.573	2.341	2.498	0.647	1.220	1.058	西南西	3.8	無
2016/6/1 7:40	1.597	2.538	2.572	2.342	2.495	0.648	1.220	1.056	西北西	5.3	無
2016/6/1 7:50	1.598	2.538	2.572	2.340	2.495	0.649	1.217	1.055	西南西	4.2	無
2016/6/1 8:00	1.600	2.537	2.571	2.341	2.499	0.647	1.217	1.055	西	4.0	無

風速が0.5m/s未満の場合「CALM」(静穏)、この時の風向を「-」と表記する。

**Monitoring data by a monitoring car\* at Fukushima Daiichi Nuclear Power Station ( $\mu$  Sv/h)**

\* The data from monitoring car may deficit as the vehicle may change monitoring point.

\*About the direction of the wind and the wind velocity,we are measuring with the weather observation meter of the 10m higher.

\*"-": the wind velocity/"CALM":the wind direction is below 0.5m/s.

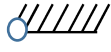
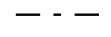
Measuring Point	Measurement Date	$\gamma$ Ray	Neutron Ray	Weather	Wind Direction	Wind Velocity (m/s)
West Gate	2016/5/31 0:00	1.0	<0.01	Cloudy	SSW	1.0
West Gate	2016/5/31 0:10	1.0	<0.01	Cloudy	SSW	1.0
West Gate	2016/5/31 0:20	1.0	<0.01	Cloudy	SSW	1.1
West Gate	2016/5/31 0:30	1.0	<0.01	Cloudy	SSW	1.2
West Gate	2016/5/31 0:40	1.0	<0.01	Cloudy	S	1.2
West Gate	2016/5/31 0:50	1.0	<0.01	Cloudy	SSW	1.3
West Gate	2016/5/31 1:00	1.0	<0.01	Cloudy	SSW	0.8
West Gate	2016/5/31 1:10	1.0	<0.01	Rain	SE	1.1
West Gate	2016/5/31 1:20	1.0	<0.01	Rain	SSW	0.8
West Gate	2016/5/31 1:30	1.0	<0.01	Rain	SW	0.9
West Gate	2016/5/31 1:40	1.0	<0.01	Cloudy	S	0.8
West Gate	2016/5/31 1:50	1.0	<0.01	Cloudy	SW	1.1
West Gate	2016/5/31 2:00	1.0	<0.01	Cloudy	WSW	1.0
West Gate	2016/5/31 2:10	1.0	<0.01	Cloudy	W	1.0
West Gate	2016/5/31 2:20	1.0	<0.01	Cloudy	WNW	0.7
West Gate	2016/5/31 2:30	1.0	<0.01	Cloudy	NW	0.6
West Gate	2016/5/31 2:40	1.0	<0.01	Cloudy	W	0.6
West Gate	2016/5/31 2:50	1.0	<0.01	Cloudy	W	0.8
West Gate	2016/5/31 3:00	1.0	<0.01	Cloudy	WSW	1.3
West Gate	2016/5/31 3:10	1.0	<0.01	Cloudy	WSW	1.2
West Gate	2016/5/31 3:20	1.0	<0.01	Cloudy	WSW	0.7
West Gate	2016/5/31 3:30	1.0	<0.01	Cloudy	W	0.6
West Gate	2016/5/31 3:40	1.0	<0.01	Cloudy	WNW	1.2
West Gate	2016/5/31 3:50	1.0	<0.01	Cloudy	WNW	1.3
West Gate	2016/5/31 4:00	1.0	<0.01	Cloudy	W	0.7
West Gate	2016/5/31 4:10	1.0	<0.01	Cloudy	W	1.3
West Gate	2016/5/31 4:20	1.0	<0.01	Cloudy	W	1.4
West Gate	2016/5/31 4:30	1.0	<0.01	Cloudy	W	1.2
West Gate	2016/5/31 4:40	1.0	<0.01	Cloudy	W	0.9
West Gate	2016/5/31 4:50	1.0	<0.01	Cloudy	W	1.4
West Gate	2016/5/31 5:00	1.0	<0.01	Cloudy	W	1.0
West Gate	2016/5/31 5:10	1.0	<0.01	Cloudy	-	CALM
West Gate	2016/5/31 5:20	1.0	<0.01	Cloudy	SSE	0.5
West Gate	2016/5/31 5:30	1.0	<0.01	Cloudy	ENE	0.8
West Gate	2016/5/31 5:40	1.0	<0.01	Cloudy	-	CALM
West Gate	2016/5/31 5:50	1.0	<0.01	Cloudy	-	CALM
West Gate	2016/5/31 6:00	1.0	<0.01	Cloudy	SW	1.2
West Gate	2016/5/31 6:10	1.0	<0.01	Fine	SSE	1.2
West Gate	2016/5/31 6:20	1.0	<0.01	Fine	ESE	1.8
West Gate	2016/5/31 6:30	1.0	<0.01	Fine	ESE	1.2
West Gate	2016/5/31 6:40	1.0	<0.01	Fine	SE	1.4
West Gate	2016/5/31 6:50	1.0	<0.01	Fine	SE	1.5
West Gate	2016/5/31 7:00	1.0	<0.01	Fine	SSE	0.9
West Gate	2016/5/31 7:10	1.0	<0.01	Fine	ESE	1.3
West Gate	2016/5/31 7:20	1.0	<0.01	Fine	ESE	1.9
West Gate	2016/5/31 7:30	1.0	<0.01	Fine	SE	2.3
West Gate	2016/5/31 7:40	1.0	<0.01	Fine	ESE	2.1
West Gate	2016/5/31 7:50	1.0	<0.01	Fine	ESE	2.7
West Gate	2016/5/31 8:00	1.0	<0.01	Fine	ESE	2.6
West Gate	2016/5/31 8:10	1.0	<0.01	Fine	SE	2.7
West Gate	2016/5/31 8:20	1.0	<0.01	Fine	ESE	2.8
West Gate	2016/5/31 8:30	1.0	<0.01	Fine	ESE	2.6
West Gate	2016/5/31 8:40	1.0	<0.01	Fine	ESE	2.1
West Gate	2016/5/31 8:50	1.0	<0.01	Fine	SE	2.3
West Gate	2016/5/31 9:00	1.0	<0.01	Fine	S	2.4
West Gate	2016/5/31 9:10	1.0	<0.01	Fine	SSE	2.5
West Gate	2016/5/31 9:20	1.0	<0.01	Fine	SE	2.8
West Gate	2016/5/31 9:30	1.0	<0.01	Fine	SE	3.0
West Gate	2016/5/31 9:40	1.0	<0.01	Fine	SE	2.9
West Gate	2016/5/31 9:50	1.0	<0.01	Fine	SE	2.7
West Gate	2016/5/31 10:00	1.0	<0.01	Fine	SE	3.0
West Gate	2016/5/31 10:10	1.0	<0.01	Fine	SSE	3.6
West Gate	2016/5/31 10:20	1.0	<0.01	Fine	SSE	3.0
West Gate	2016/5/31 10:30	1.0	<0.01	Fine	SSE	3.7
West Gate	2016/5/31 10:40	1.0	<0.01	Fine	SSE	3.4
West Gate	2016/5/31 10:50	1.0	<0.01	Fine	SSE	3.8
West Gate	2016/5/31 11:00	1.0	<0.01	Fine	SSE	5.0
West Gate	2016/5/31 11:10	1.0	<0.01	Fine	SSE	4.4

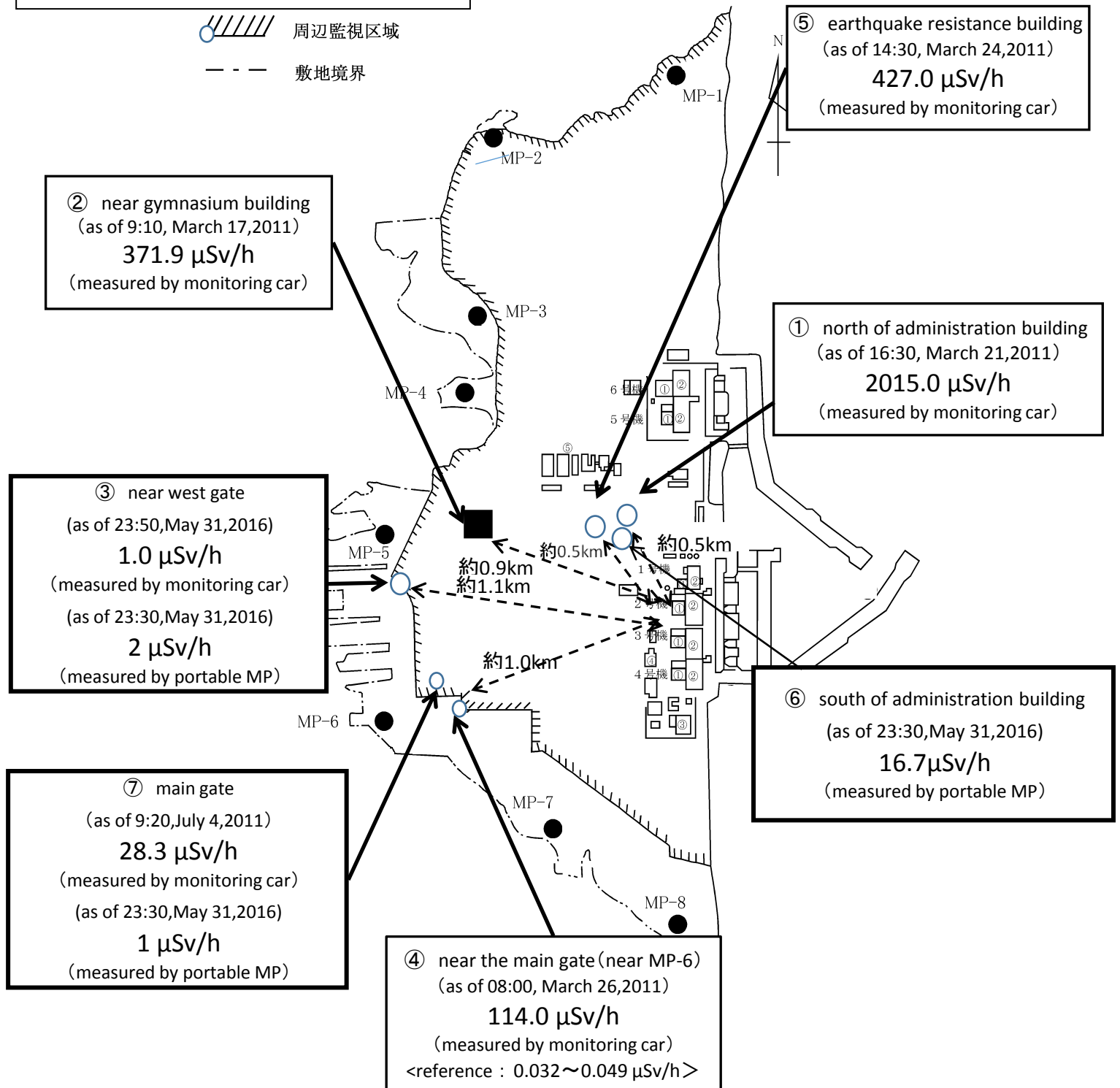
Measuring Point	Measurement Date	γ Ray	Neutron Ray	Weather	Wind Direction	Wind Velocity (m/s)
West Gate	2016/5/31 11:20	1.0	<0.01	Fine	SSE	4.4
West Gate	2016/5/31 11:30	1.0	<0.01	Fine	SSE	4.3
West Gate	2016/5/31 11:40	1.0	<0.01	Fine	SSE	4.9
West Gate	2016/5/31 11:50	1.0	<0.01	Fine	SSE	4.3
West Gate	2016/5/31 12:00	1.0	<0.01	Fine	SSE	4.4
West Gate	2016/5/31 12:10	1.0	<0.01	Fine	SSE	5.2
West Gate	2016/5/31 12:20	1.0	<0.01	Fine	SSE	5.3
West Gate	2016/5/31 12:30	1.0	<0.01	Fine	SSE	5.2
West Gate	2016/5/31 12:40	1.0	<0.01	Fine	SSE	4.5
West Gate	2016/5/31 12:50	1.0	<0.01	Fine	SSE	5.0
West Gate	2016/5/31 13:00	1.0	<0.01	Fine	SSE	4.7
West Gate	2016/5/31 13:10	1.0	<0.01	Fine	SSE	5.5
West Gate	2016/5/31 13:20	1.0	<0.01	Fine	SSE	4.9
West Gate	2016/5/31 13:30	1.0	<0.01	Fine	SSE	5.0
West Gate	2016/5/31 13:40	1.0	<0.01	Fine	SSE	5.4
West Gate	2016/5/31 13:50	1.0	<0.01	Fine	SSE	5.3
West Gate	2016/5/31 14:00	1.0	<0.01	Fine	SSE	5.4
West Gate	2016/5/31 14:10	1.0	<0.01	Fine	SSE	6.3
West Gate	2016/5/31 14:20	1.0	<0.01	Fine	SSE	6.5
West Gate	2016/5/31 14:30	1.0	<0.01	Fine	SSE	6.3
West Gate	2016/5/31 14:40	1.0	<0.01	Fine	SSE	5.5
West Gate	2016/5/31 14:50	1.0	<0.01	Fine	SSE	5.9
West Gate	2016/5/31 15:00	1.0	<0.01	Fine	SSE	7.0
West Gate	2016/5/31 15:10	1.0	<0.01	Fine	SSE	5.0
West Gate	2016/5/31 15:20	1.0	<0.01	Fine	SSE	4.8
West Gate	2016/5/31 15:30	1.0	<0.01	Fine	S	6.0
West Gate	2016/5/31 15:40	1.0	<0.01	Fine	S	6.8
West Gate	2016/5/31 15:50	1.0	<0.01	Fine	SSE	6.7
West Gate	2016/5/31 16:00	1.0	<0.01	Fine	SSE	6.9
West Gate	2016/5/31 16:10	1.0	<0.01	Fine	SSE	7.4
West Gate	2016/5/31 16:20	1.0	<0.01	Fine	SSE	6.1
West Gate	2016/5/31 16:30	1.0	<0.01	Fine	SSE	5.9
West Gate	2016/5/31 16:40	1.0	<0.01	Fine	SSE	6.3
West Gate	2016/5/31 16:50	1.0	<0.01	Fine	SSE	5.5
West Gate	2016/5/31 17:00	1.0	<0.01	Fine	SSE	4.3
West Gate	2016/5/31 17:10	1.0	<0.01	Fine	SSE	5.4
West Gate	2016/5/31 17:20	1.0	<0.01	Fine	SSE	5.1
West Gate	2016/5/31 17:30	1.0	<0.01	Fine	S	5.1
West Gate	2016/5/31 17:40	1.0	<0.01	Fine	S	4.9
West Gate	2016/5/31 17:50	1.0	<0.01	Fine	S	4.7
West Gate	2016/5/31 18:00	1.0	<0.01	Fine	S	4.7
West Gate	2016/5/31 18:10	1.0	<0.01	Fine	S	4.5
West Gate	2016/5/31 18:20	1.0	<0.01	Fine	S	3.8
West Gate	2016/5/31 18:30	1.0	<0.01	Fine	S	3.5
West Gate	2016/5/31 18:40	1.0	<0.01	Fine	SSW	4.0
West Gate	2016/5/31 18:50	1.0	<0.01	Fine	SSW	3.6
West Gate	2016/5/31 19:00	1.0	<0.01	Fine	SSW	3.8
West Gate	2016/5/31 19:10	1.0	<0.01	Cloudy	SSW	3.0
West Gate	2016/5/31 19:20	1.0	<0.01	Cloudy	SSW	3.4
West Gate	2016/5/31 19:30	1.0	<0.01	Cloudy	S	2.7
West Gate	2016/5/31 19:40	1.0	<0.01	Cloudy	SSW	2.7
West Gate	2016/5/31 19:50	1.0	<0.01	Rain	S	2.9
West Gate	2016/5/31 20:00	1.0	<0.01	Rain	S	2.7
West Gate	2016/5/31 20:10	1.0	<0.01	Rain	S	2.5
West Gate	2016/5/31 20:20	1.0	<0.01	Rain	SSW	3.2
West Gate	2016/5/31 20:30	1.0	<0.01	Rain	SSW	2.3
West Gate	2016/5/31 20:40	1.0	<0.01	Rain	SW	1.7
West Gate	2016/5/31 20:50	1.0	<0.01	Rain	S	1.5
West Gate	2016/5/31 21:00	1.0	<0.01	Cloudy	S	1.5
West Gate	2016/5/31 21:10	1.0	<0.01	Cloudy	S	2.0
West Gate	2016/5/31 21:20	1.0	<0.01	Rain	SSW	2.7
West Gate	2016/5/31 21:30	1.0	<0.01	Rain	SSW	2.7
West Gate	2016/5/31 21:40	1.0	<0.01	Cloudy	SSW	2.8
West Gate	2016/5/31 21:50	1.0	<0.01	Cloudy	SSW	2.3
West Gate	2016/5/31 22:00	1.0	<0.01	Cloudy	SW	1.2
West Gate	2016/5/31 22:10	1.0	<0.01	Cloudy	SW	1.2
West Gate	2016/5/31 22:20	1.0	<0.01	Cloudy	S	2.0
West Gate	2016/5/31 22:30	1.0	<0.01	Cloudy	SSW	2.9
West Gate	2016/5/31 22:40	1.0	<0.01	Cloudy	SSW	3.6
West Gate	2016/5/31 22:50	1.0	<0.01	Cloudy	SW	2.4
West Gate	2016/5/31 23:00	1.0	<0.01	Cloudy	SSW	2.6
West Gate	2016/5/31 23:10	1.0	<0.01	Cloudy	SW	3.2
West Gate	2016/5/31 23:20	1.0	<0.01	Cloudy	SW	1.9
West Gate	2016/5/31 23:30	1.0	<0.01	Cloudy	WSW	1.5
West Gate	2016/5/31 23:40	1.0	<0.01	Cloudy	W	2.0
West Gate	2016/5/31 23:50	1.0	<0.01	Cloudy	W	1.9

# Fukushima Daiichi Nuclear Power Plant

2016/5/31  
as of 23:50

周辺監視区域: supervised outside area  
敷地境界: site boundary

 周辺監視区域  
 敷地境界



※Reference data indicate the normal fluctuation range of airborne radiation rate.