

Fixed point Monitoring Status by Temporary Monitoring Post at Fukushima Daiichi Nuclear Power Station

Date	Radiation Dose Rate ( $\mu$ Sv/h) At the Main Buiding	Radiation Dose Rate ( $\mu$ Sv/h) At the Main Gate	Radiation Dose Rate ( $\mu$ Sv/h) At the West Gate
2016/6/8 0:00	17	1	2
2016/6/8 0:30	17	1	2
2016/6/8 1:00	17	1	2
2016/6/8 1:30	17	1	2
2016/6/8 2:00	17	1	2
2016/6/8 2:30	17	1	2
2016/6/8 3:00	17	1	2
2016/6/8 3:30	17	1	2
2016/6/8 4:00	17	1	2
2016/6/8 4:30	17	1	2
2016/6/8 5:00	17	1	2
2016/6/8 5:30	17	1	2
2016/6/8 6:00	17	1	2
2016/6/8 6:30	17	1	2
2016/6/8 7:00	17	1	2
2016/6/8 7:30	17	1	2
2016/6/8 8:00	17	1	2
2016/6/8 8:30	17	1	2
2016/6/8 9:00	17	1	2
2016/6/8 9:30	17	1	2
2016/6/8 10:00	17	1	2
2016/6/8 10:30	17	1	2
2016/6/8 11:00	17	1	2
2016/6/8 11:30	17	1	2
2016/6/8 12:00	17	1	2
2016/6/8 12:30	17	1	2
2016/6/8 13:00	17	1	2
2016/6/8 13:30	17	1	2
2016/6/8 14:00	17	1	2
2016/6/8 14:30	17	1	2
2016/6/8 15:00	17	1	2
2016/6/8 15:30	17	1	2
2016/6/8 16:00	17	1	2
2016/6/8 16:30	17	1	2
2016/6/8 17:00	17	1	2
2016/6/8 17:30	17	1	2
2016/6/8 18:00	17	1	2
2016/6/8 18:30	17	1	2
2016/6/8 19:00	17	1	2
2016/6/8 19:30	17	1	2
2016/6/8 20:00	17	1	2
2016/6/8 20:30	17	1	2
2016/6/8 21:00	17	1	2
2016/6/8 21:30	17	1	2
2016/6/8 22:00	17	1	2
2016/6/8 22:30	17	1	2
2016/6/8 23:00	17	1	2
2016/6/8 23:30	17	1	2

福島第一原子力発電所 モニタリングポスト空間線量率

単位:  $\mu\text{Sv/h}$       単位:  $\text{m/s}$

日時	MP								スタック		感雨
	MP-1	MP-2	MP-3	MP-4	MP-5	MP-6	MP-7	MP-8	風向	風速	
2016/6/8 8:00	1.095*	2.597	2.678	2.426	2.563	0.655	1.241	1.065	南南東	7.3	無
2016/6/8 8:10	1.098*	2.600	2.675	2.425	2.566	0.656	1.243	1.066	南南東	8.8	無
2016/6/8 8:20	1.099*	2.598	2.675	2.426	2.567	0.655	1.241	1.069	南南東	10.7	無
2016/6/8 8:30	1.102*	2.600	2.678	2.424	2.567	0.657	1.243	1.066	南南東	9.5	無
2016/6/8 8:40	1.106*	2.603	2.677	2.425	2.570	0.656	1.243	1.067	南南東	10.0	無
2016/6/8 8:50	1.112*	2.603	2.680	2.422	2.570	0.657	1.240	1.067	南南東	9.4	無
2016/6/8 9:00	1.115*	2.602	2.677	2.427	2.566	0.658	1.243	1.067	南南東	8.0	無
2016/6/8 9:10	1.112*	2.603	2.680	2.424	2.565	0.659	1.243	1.069	南	7.2	無
2016/6/8 9:20	1.112*	2.603	2.678	2.427	2.570	0.658	1.243	1.068	南南東	10.7	無
2016/6/8 9:30	1.113*	2.602	2.681	2.426	2.568	0.657	1.246	1.069	南南東	10.7	無
2016/6/8 9:40	1.115*	2.603	2.679	2.429	2.568	0.660	1.245	1.067	南南東	11.3	無
2016/6/8 9:50	1.111*	2.608	2.681	2.426	2.572	0.660	1.243	1.067	南南東	11.1	無
2016/6/8 10:00	1.103*	2.605	2.679	2.429	2.579	0.660	1.244	1.068	南南東	14.1	無
2016/6/8 10:10	1.108*	2.607	2.684	2.419	2.580	0.657	1.245	1.069	南南東	12.7	無
2016/6/8 10:20	1.099*	2.607	2.686	2.414	2.579	0.657	1.243	1.069	南南東	11.6	無
2016/6/8 10:30	1.103*	2.610	2.685	※	2.578	0.660	1.241	1.068	南南東	13.2	無
2016/6/8 10:40	1.102*	2.608	2.688	※	2.578	0.660	1.244	1.069	南南東	14.1	無
2016/6/8 10:50	1.103*	2.610	2.687	※	2.580	0.659	1.245	1.068	南	11.7	無
2016/6/8 11:00	1.095*	2.607	2.686	※	2.583	0.659	1.244	1.066	南南東	14.3	無
2016/6/8 11:10	1.102*	2.612	2.687	※	2.577	0.660	1.246	1.069	南南東	14.2	無
2016/6/8 11:20	1.098*	2.612	2.686	※	2.581	0.660	1.246	1.068	南南東	13.3	無
2016/6/8 11:30	1.099*	2.613	2.682	※	2.582	0.660	1.246	1.070	南南東	10.6	無
2016/6/8 11:40	1.093*	2.610	2.687	2.423	2.581	0.660	1.243	1.068	南南東	12.5	無
2016/6/8 11:50	1.091*	2.607	2.689	2.426	2.584	0.661	1.246	1.068	南南東	12.4	無
2016/6/8 12:00	1.095*	2.612	2.687	2.426	2.582	0.660	1.245	1.065	南	12.7	無
2016/6/8 12:10	1.099*	2.607	2.688	2.429	2.582	0.660	1.243	1.069	南	13.6	無
2016/6/8 12:20	1.080*	2.610	2.687	2.426	2.583	0.660	1.245	1.068	南	11.9	無
2016/6/8 12:30	1.092*	2.608	2.689	2.431	2.581	0.660	1.245	1.067	南南東	14.1	無
2016/6/8 12:40	1.092*	2.615	2.689	2.429	2.583	0.660	1.244	1.068	南南東	13.3	無
2016/6/8 12:50	1.095*	2.615	2.689	2.428	2.584	0.660	1.245	1.069	南南東	14.7	無
2016/6/8 13:00	1.095*	2.615	2.688	2.429	2.584	0.660	1.245	1.070	南南東	15.2	無
2016/6/8 13:10	1.096*	2.612	2.691	2.428	2.587	0.658	1.246	1.069	南南東	14.9	無
2016/6/8 13:20	1.094*	2.615	2.689	2.429	2.587	0.660	1.245	1.067	南南東	14.2	無
2016/6/8 13:30	1.092*	2.612	2.692	2.429	2.584	0.659	1.242	1.068	南南東	14.3	無
2016/6/8 13:40	1.087*	2.612	2.690	2.429	2.579	0.658	1.244	1.070	南南東	14.9	無
2016/6/8 13:50	1.084*	2.613	2.691	2.432	2.584	0.659	1.243	1.068	南	12.4	無
2016/6/8 14:00	1.070*	2.612	2.693	2.432	2.586	0.658	1.246	1.070	南南東	13.5	無

日時	MP								スタック		感雨
	MP-1	MP-2	MP-3	MP-4	MP-5	MP-6	MP-7	MP-8	風向	風速	
2016/6/8 14:10	1.074*	2.612	2.695	2.432	2.585	0.660	1.247	1.070	南南東	10.4	無
2016/6/8 14:20	1.073*	2.613	2.697	2.432	2.584	0.658	1.245	1.070	南南東	12.8	無
2016/6/8 14:30	1.089*	2.617	2.691	2.430	2.585	0.658	1.244	1.069	南南東	14.3	無
2016/6/8 14:40	1.086*	2.617	2.695	2.430	2.579	0.660	1.245	1.069	南南東	14.6	無
2016/6/8 14:50	1.089*	2.617	2.692	2.433	2.584	0.659	1.247	1.068	南南東	13.1	無
2016/6/8 15:00	1.084*	2.615	2.692	2.432	2.580	0.659	1.245	1.068	南南東	15.3	無
2016/6/8 15:10	1.090*	2.613	2.692	2.431	2.583	0.659	1.244	1.069	南南東	12.8	無
2016/6/8 15:20	1.096*	2.612	2.698	2.432	2.584	0.658	1.247	1.070	南	13.8	無
2016/6/8 15:30	1.088*	2.610	2.694	2.432	2.582	0.659	1.244	1.070	南	13.2	無
2016/6/8 15:40	1.090*	2.615	2.693	2.432	2.584	0.660	1.244	1.071	南南東	14.9	無
2016/6/8 15:50	1.097*	2.613	2.696	2.432	2.581	0.660	1.244	1.069	南	13.6	無
2016/6/8 16:00	1.091*	2.613	2.695	2.433	2.583	0.661	1.244	1.069	南南東	15.2	無
2016/6/8 16:10	1.089*	2.612	2.694	2.431	2.580	0.660	1.245	1.070	南南東	14.3	無
2016/6/8 16:20	1.094*	2.613	2.691	2.434	2.578	0.659	1.246	1.069	南	13.3	無
2016/6/8 16:30	1.093*	2.610	2.691	2.431	2.581	0.660	1.245	1.069	南	12.2	無
2016/6/8 16:40	1.092*	2.610	2.696	2.431	2.581	0.659	1.245	1.070	南	12.0	無
2016/6/8 16:50	1.093*	2.612	2.694	2.431	2.581	0.660	1.244	1.068	南	12.1	無
2016/6/8 17:00	1.086*	2.610	2.698	2.431	2.581	0.661	1.244	1.070	南	10.8	無
2016/6/8 17:10	1.087*	2.613	2.695	2.432	2.576	0.660	1.243	1.069	南南東	11.6	無
2016/6/8 17:20	1.084*	2.610	2.697	2.430	2.582	0.660	1.245	1.070	南	12.4	無
2016/6/8 17:30	1.088*	2.608	2.694	2.432	2.578	0.659	1.246	1.070	南	12.4	無
2016/6/8 17:40	1.088*	2.612	2.698	2.431	2.578	0.660	1.245	1.069	南	10.3	無
2016/6/8 17:50	1.088*	2.605	2.696	2.432	2.580	0.661	1.246	1.069	南	9.8	無
2016/6/8 18:00	1.088*	2.607	2.700	2.432	2.578	0.659	1.244	1.070	南	8.4	無
2016/6/8 18:10	1.090*	2.605	2.698	2.430	2.582	0.660	1.245	1.073	南	10.4	無
2016/6/8 18:20	1.090*	2.610	2.693	2.431	2.576	0.658	1.246	1.072	南	11.3	無
2016/6/8 18:30	1.093*	2.608	2.699	2.435	2.578	0.659	1.245	1.072	南南東	9.5	無
2016/6/8 18:40	1.092*	2.607	2.697	2.433	2.576	0.659	1.245	1.072	南	8.5	無
2016/6/8 18:50	1.090*	2.607	2.697	2.431	2.579	0.660	1.247	1.073	南	9.4	無
2016/6/8 19:00	1.094*	2.608	2.697	2.431	2.576	0.661	1.248	1.074	南	9.7	無
2016/6/8 19:10	1.094*	2.605	2.700	2.432	2.576	0.658	1.245	1.073	南	8.2	無
2016/6/8 19:20	1.094*	2.608	2.696	2.431	2.579	0.658	1.245	1.073	南	8.9	無
2016/6/8 19:30	1.090*	2.605	2.699	2.433	2.575	0.660	1.247	1.072	南	8.5	無
2016/6/8 19:40	1.093*	2.607	2.695	2.434	2.573	0.660	1.245	1.072	南	9.1	無
2016/6/8 19:50	1.092*	2.607	2.695	2.433	2.577	0.659	1.244	1.073	南	8.1	無
2016/6/8 20:00	1.093*	2.603	2.694	2.432	2.579	0.659	1.243	1.073	南	8.1	無

日時	MP								スタック		感雨
	MP-1	MP-2	MP-3	MP-4	MP-5	MP-6	MP-7	MP-8	風向	風速	
2016/6/8 20:10	1.095*	2.607	2.698	2.434	2.577	0.659	1.244	1.073	南	8.4	無
2016/6/8 20:20	1.092*	2.608	2.693	2.430	2.577	0.659	1.246	1.073	南	8.2	無
2016/6/8 20:30	1.092*	2.607	2.695	2.430	2.578	0.660	1.247	1.073	南	8.2	無
2016/6/8 20:40	1.093*	2.605	2.693	2.430	2.578	0.660	1.246	1.074	南	8.0	無
2016/6/8 20:50	1.092*	2.607	2.695	2.428	2.578	0.660	1.248	1.073	南	7.4	無
2016/6/8 21:00	1.094*	2.607	2.694	2.429	2.580	0.659	1.248	1.072	南	8.6	無
2016/6/8 21:10	1.093*	2.605	2.694	2.431	2.578	0.661	1.249	1.073	南	8.2	無
2016/6/8 21:20	1.092*	2.607	2.694	2.429	2.580	0.662	1.246	1.070	南	7.6	無
2016/6/8 21:30	1.095*	2.603	2.694	2.432	2.579	0.661	1.247	1.072	南	7.7	無
2016/6/8 21:40	1.095*	2.605	2.692	2.432	2.577	0.662	1.247	1.073	南	7.8	無
2016/6/8 21:50	1.096*	2.602	2.690	2.432	2.577	0.659	1.247	1.072	南	8.4	無
2016/6/8 22:00	1.095*	2.603	2.691	2.431	2.573	0.662	1.247	1.071	南	8.6	無
2016/6/8 22:10	1.097*	2.605	2.693	2.432	2.578	0.662	1.247	1.073	南	8.7	無
2016/6/8 22:20	1.097*	2.605	2.694	2.428	2.577	0.659	1.248	1.071	南	7.8	無
2016/6/8 22:30	1.093*	2.603	2.693	2.432	2.579	0.659	1.247	1.074	南	6.2	無
2016/6/8 22:40	1.096*	2.600	2.692	2.430	2.578	0.660	1.247	1.073	南	6.4	無
2016/6/8 22:50	1.094*	2.603	2.691	2.432	2.581	0.661	1.247	1.073	南	6.5	無
2016/6/8 23:00	1.095*	2.602	2.689	2.432	2.581	0.659	1.248	1.072	南	5.8	無
2016/6/8 23:10	1.092*	2.605	2.689	2.430	2.576	0.659	1.247	1.070	南	5.9	無
2016/6/8 23:20	1.091*	2.598	2.690	2.433	2.576	0.659	1.246	1.073	南	6.1	無
2016/6/8 23:30	1.091*	2.598	2.689	2.428	2.575	0.660	1.248	1.071	南	6.3	無
2016/6/8 23:40	1.090*	2.598	2.686	2.431	2.575	0.660	1.245	1.072	南	7.1	無
2016/6/8 23:50	1.091*	2.603	2.688	2.433	2.579	0.661	1.249	1.071	南	7.7	無
2016/6/9 0:00	1.093*	2.603	2.689	2.434	2.575	0.659	1.247	1.073	南	7.6	無
2016/6/9 0:10	1.093*	2.600	2.692	2.431	2.579	0.661	1.248	1.071	南	7.8	無
2016/6/9 0:20	1.093*	2.600	2.689	2.432	2.575	0.659	1.244	1.069	南	8.7	無
2016/6/9 0:30	1.094*	2.600	2.687	2.432	2.580	0.661	1.247	1.072	南	7.1	無
2016/6/9 0:40	1.094*	2.603	2.690	2.431	2.576	0.659	1.246	1.072	南	7.7	無
2016/6/9 0:50	1.096*	2.600	2.687	2.432	2.579	0.658	1.247	1.071	南	8.2	無
2016/6/9 1:00	1.095*	2.598	2.692	2.430	2.576	0.661	1.246	1.073	南	8.3	無
2016/6/9 1:10	1.096*	2.602	2.688	2.430	2.571	0.660	1.246	1.072	南	8.4	無
2016/6/9 1:20	1.095*	2.603	2.687	2.430	2.577	0.661	1.246	1.073	南	7.8	無
2016/6/9 1:30	1.096*	2.602	2.687	2.433	2.575	0.659	1.249	1.072	南	8.3	無
2016/6/9 1:40	1.095*	2.597	2.691	2.429	2.574	0.659	1.246	1.070	南	7.4	無
2016/6/9 1:50	1.094*	2.595	2.687	2.435	2.575	0.659	1.246	1.070	南	7.2	無
2016/6/9 2:00	1.096*	2.602	2.689	2.429	2.576	0.663	1.249	1.073	南	6.9	無

日時	MP								スタック		感雨
	MP-1	MP-2	MP-3	MP-4	MP-5	MP-6	MP-7	MP-8	風向	風速	
2016/6/9 2:10	1.096*	2.598	2.692	2.432	2.578	0.658	1.245	1.072	南	5.8	無
2016/6/9 2:20	1.095*	2.598	2.683	2.429	2.578	0.660	1.244	1.071	南	6.8	無
2016/6/9 2:30	1.094*	2.598	2.691	2.430	2.574	0.660	1.246	1.072	南	6.8	無
2016/6/9 2:40	1.094*	2.597	2.686	2.428	2.575	0.660	1.245	1.071	南南西	5.6	無
2016/6/9 2:50	1.093*	2.597	2.685	2.429	2.574	0.660	1.247	1.073	南	5.0	無
2016/6/9 3:00	1.090*	2.593	2.688	2.430	2.573	0.661	1.247	1.071	南	5.7	無
2016/6/9 3:10	1.092*	2.595	2.685	2.431	2.574	0.659	1.245	1.072	南	6.4	無
2016/6/9 3:20	1.091*	2.600	2.685	2.428	2.572	0.658	1.248	1.071	南	5.7	無
2016/6/9 3:30	1.092*	2.597	2.684	2.430	2.572	0.660	1.247	1.071	南	6.3	無
2016/6/9 3:40	1.093*	2.597	2.682	2.430	2.571	0.659	1.247	1.072	南	6.9	無
2016/6/9 3:50	1.093*	2.597	2.687	2.428	2.575	0.660	1.246	1.074	南	7.0	無
2016/6/9 4:00	1.091*	2.595	2.681	2.427	2.575	0.658	1.245	1.072	南	5.4	無
2016/6/9 4:10	1.092*	2.597	2.680	2.427	2.574	0.660	1.244	1.072	南南西	4.0	無
2016/6/9 4:20	1.094*	2.595	2.685	2.426	2.575	0.661	1.246	1.070	南南西	4.3	無
2016/6/9 4:30	1.092*	2.597	2.685	2.428	2.570	0.659	1.244	1.069	南南西	3.6	無
2016/6/9 4:40	1.092*	2.595	2.687	2.427	2.575	0.660	1.245	1.071	南	4.6	無
2016/6/9 4:50	1.092*	2.597	2.683	2.424	2.576	0.659	1.245	1.070	南	6.9	無
2016/6/9 5:00	1.093*	2.597	2.681	2.427	2.577	0.661	1.245	1.071	南	6.9	無
2016/6/9 5:10	1.093*	2.592	2.686	2.424	2.571	0.658	1.247	1.069	南	7.5	無
2016/6/9 5:20	1.095*	2.595	2.685	2.426	2.570	0.658	1.244	1.072	南	6.8	無
2016/6/9 5:30	1.094*	2.593	2.684	2.428	2.576	0.658	1.245	1.071	南	6.4	無
2016/6/9 5:40	1.095*	2.595	2.684	2.429	2.573	0.657	1.248	1.071	南南西	5.3	無
2016/6/9 5:50	1.096*	2.593	2.682	2.427	2.572	0.659	1.245	1.072	南	4.4	無
2016/6/9 6:00	1.095*	2.593	2.683	2.427	2.579	0.658	1.245	1.071	南	3.4	無
2016/6/9 6:10	1.095*	2.597	2.684	2.431	2.574	0.658	1.242	1.071	南	5.1	無
2016/6/9 6:20	1.094*	2.598	2.687	2.425	2.571	0.657	1.245	1.070	南	5.4	無
2016/6/9 6:30	1.093*	2.598	2.684	2.429	2.573	0.659	1.246	1.071	南	4.6	無
2016/6/9 6:40	1.098*	2.600	2.686	2.427	2.572	0.656	1.242	1.071	南	3.9	無
2016/6/9 6:50	1.098*	2.595	2.684	2.430	2.571	0.657	1.243	1.074	南	6.2	無
2016/6/9 7:00	1.096*	2.593	2.686	2.429	2.573	0.658	1.243	1.072	南	7.1	無
2016/6/9 7:10	1.096*	2.597	2.684	2.428	2.574	0.655	1.244	1.070	南南東	9.0	無
2016/6/9 7:20	1.100*	2.595	2.687	2.430	2.574	0.659	1.245	1.070	南	8.9	無
2016/6/9 7:30	1.101*	2.600	2.684	2.428	2.570	0.657	1.242	1.069	南南東	8.5	無
2016/6/9 7:40	1.099*	2.597	2.684	2.428	2.569	0.657	1.244	1.070	南南東	8.8	無
2016/6/9 7:50	1.101*	2.598	2.682	2.430	2.572	0.657	1.241	1.067	南南東	8.9	無
2016/6/9 8:00	1.100*	2.598	2.684	2.428	2.570	0.658	1.241	1.069	南南東	9.9	無

風速が0.5m/s未満の場合「CALM」(静穏)、この時の風向を「-」と表記する。

\* 6/2 11:00～ MP-1取替に伴う代替測定。

※ 6/8 10:30～11:30 MP-4設備点検に伴う欠測。

**Monitoring data by a monitoring car\* at Fukushima Daiichi Nuclear Power Station ( $\mu$  Sv/h)**

\* The data from monitoring car may deficit as the vehicle may change monitoring point.

\*About the direction of the wind and the wind velocity,we are measuring with the weather observation meter of the 10m higher.

\*"-": the wind velocity/"CALM":the wind direction is below 0.5m/s.

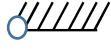

Measuring Point	Measurement Date	$\gamma$ Ray	Neutron Ray	Weather	Wind Direction	Wind Velocity (m/s)
West Gate	2016/6/8 0:00	1.0	<0.01	Cloudy	SSW	2.4
West Gate	2016/6/8 0:10	1.0	<0.01	Cloudy	SSW	1.6
West Gate	2016/6/8 0:20	1.0	<0.01	Cloudy	SSW	2.5
West Gate	2016/6/8 0:30	1.0	<0.01	Cloudy	SSW	2.4
West Gate	2016/6/8 0:40	0.9	<0.01	Cloudy	SSW	1.9
West Gate	2016/6/8 0:50	1.0	<0.01	Cloudy	SSW	1.6
West Gate	2016/6/8 1:00	1.0	<0.01	Cloudy	S	1.3
West Gate	2016/6/8 1:10	1.0	<0.01	Cloudy	ESE	1.3
West Gate	2016/6/8 1:20	1.0	<0.01	Cloudy	ESE	1.2
West Gate	2016/6/8 1:30	1.0	<0.01	Cloudy	SSE	0.9
West Gate	2016/6/8 1:40	1.0	<0.01	Cloudy	SE	1.6
West Gate	2016/6/8 1:50	1.0	<0.01	Cloudy	SE	1.8
West Gate	2016/6/8 2:00	1.0	<0.01	Cloudy	SE	1.7
West Gate	2016/6/8 2:10	1.0	<0.01	Cloudy	SE	2.0
West Gate	2016/6/8 2:20	1.0	<0.01	Cloudy	SSE	2.4
West Gate	2016/6/8 2:30	1.0	<0.01	Cloudy	SSE	2.4
West Gate	2016/6/8 2:40	1.0	<0.01	Cloudy	SSE	2.3
West Gate	2016/6/8 2:50	1.0	<0.01	Cloudy	S	2.5
West Gate	2016/6/8 3:00	1.0	<0.01	Cloudy	S	2.4
West Gate	2016/6/8 3:10	1.0	<0.01	Cloudy	S	2.9
West Gate	2016/6/8 3:20	1.0	<0.01	Cloudy	S	2.5
West Gate	2016/6/8 3:30	1.0	<0.01	Cloudy	S	2.8
West Gate	2016/6/8 3:40	1.0	<0.01	Cloudy	S	2.9
West Gate	2016/6/8 3:50	1.0	<0.01	Cloudy	S	3.0
West Gate	2016/6/8 4:00	1.0	<0.01	Cloudy	SSE	2.3
West Gate	2016/6/8 4:10	1.0	<0.01	Cloudy	SSE	2.3
West Gate	2016/6/8 4:20	1.0	<0.01	Cloudy	S	2.7
West Gate	2016/6/8 4:30	1.0	<0.01	Cloudy	S	2.5
West Gate	2016/6/8 4:40	1.0	<0.01	Cloudy	S	2.3
West Gate	2016/6/8 4:50	1.0	<0.01	Cloudy	S	2.4
West Gate	2016/6/8 5:00	1.0	<0.01	Cloudy	S	2.6
West Gate	2016/6/8 5:10	1.0	<0.01	Cloudy	SSW	1.6
West Gate	2016/6/8 5:20	1.0	<0.01	Cloudy	S	2.0
West Gate	2016/6/8 5:30	1.0	<0.01	Cloudy	SSW	2.3
West Gate	2016/6/8 5:40	1.0	<0.01	Cloudy	SSW	1.9
West Gate	2016/6/8 5:50	1.0	<0.01	Cloudy	SSW	1.4
West Gate	2016/6/8 6:00	1.0	<0.01	Cloudy	SSW	2.1
West Gate	2016/6/8 6:10	1.0	<0.01	Fine	SSW	2.2
West Gate	2016/6/8 6:20	1.0	<0.01	Fine	S	1.9
West Gate	2016/6/8 6:30	1.0	<0.01	Fine	SSE	1.7
West Gate	2016/6/8 6:40	1.0	<0.01	Fine	SSE	2.2
West Gate	2016/6/8 6:50	1.0	<0.01	Fine	SSE	2.9
West Gate	2016/6/8 7:00	1.0	<0.01	Fine	SSE	3.8
West Gate	2016/6/8 7:10	1.0	<0.01	Fine	SSE	3.1
West Gate	2016/6/8 7:20	1.0	<0.01	Fine	SSE	3.3
West Gate	2016/6/8 7:30	1.0	<0.01	Fine	SSE	3.8
West Gate	2016/6/8 7:40	1.0	<0.01	Fine	SSE	3.6
West Gate	2016/6/8 7:50	1.0	<0.01	Fine	SSE	4.1
West Gate	2016/6/8 8:00	1.0	<0.01	Fine	SSE	4.2
West Gate	2016/6/8 8:10	1.0	<0.01	Fine	SSE	4.2
West Gate	2016/6/8 8:20	1.0	<0.01	Fine	SSE	4.7
West Gate	2016/6/8 8:30	1.0	<0.01	Fine	SSE	5.2
West Gate	2016/6/8 8:40	1.0	<0.01	Fine	SSE	5.5
West Gate	2016/6/8 8:50	1.0	<0.01	Fine	SSE	5.3
West Gate	2016/6/8 9:00	1.0	<0.01	Fine	SSE	4.7
West Gate	2016/6/8 9:10	1.0	<0.01	Fine	SSE	4.7
West Gate	2016/6/8 9:20	1.0	<0.01	Fine	SSE	4.3
West Gate	2016/6/8 9:30	1.0	<0.01	Fine	SSE	4.5
West Gate	2016/6/8 9:40	0.9	<0.01	Fine	SSE	4.7
West Gate	2016/6/8 9:50	0.9	<0.01	Fine	SSE	5.7
West Gate	2016/6/8 10:00	0.9	<0.01	Fine	SSE	6.5
West Gate	2016/6/8 10:10	1.0	<0.01	Fine	SSE	4.3
West Gate	2016/6/8 10:20	1.0	<0.01	Fine	SSE	5.0
West Gate	2016/6/8 10:30	1.0	<0.01	Fine	SSE	5.0
West Gate	2016/6/8 10:40	1.0	<0.01	Fine	SSE	5.2
West Gate	2016/6/8 10:50	1.0	<0.01	Fine	SSE	6.1
West Gate	2016/6/8 11:00	1.0	<0.01	Fine	SSE	6.8
West Gate	2016/6/8 11:10	1.0	<0.01	Fine	SSE	6.6

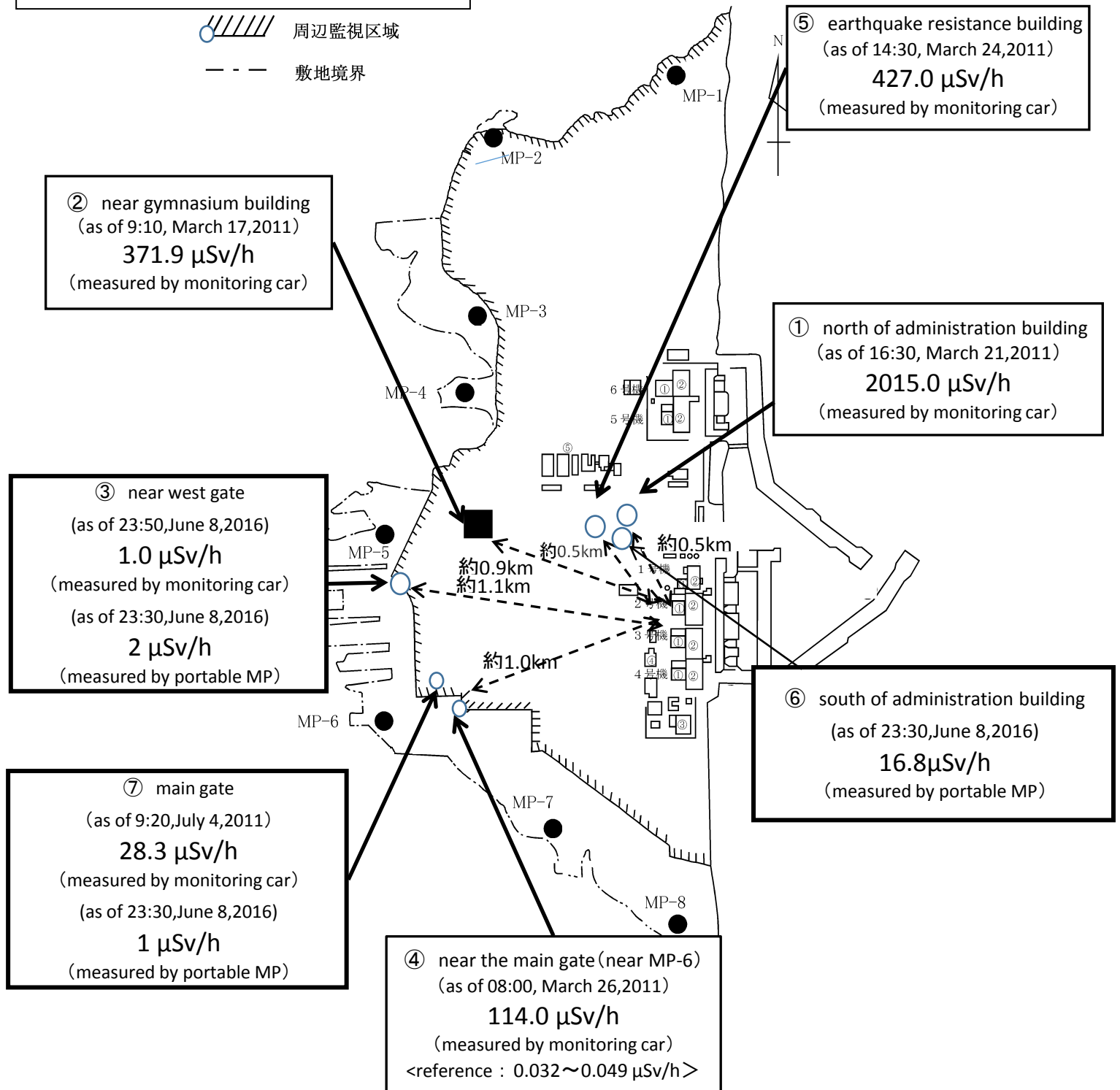
Measuring Point	Measurement Date	γ Ray	Neutron Ray	Weather	Wind Direction	Wind Velocity (m/s)
West Gate	2016/6/8 11:20	1.0	<0.01	Fine	SSE	6.7
West Gate	2016/6/8 11:30	1.0	<0.01	Fine	SSE	6.8
West Gate	2016/6/8 11:40	1.0	<0.01	Fine	SSE	6.6
West Gate	2016/6/8 11:50	1.0	<0.01	Fine	SSE	7.0
West Gate	2016/6/8 12:00	1.0	<0.01	Fine	SSE	6.6
West Gate	2016/6/8 12:10	1.0	<0.01	Fine	SSE	6.9
West Gate	2016/6/8 12:20	1.0	<0.01	Fine	SSE	6.5
West Gate	2016/6/8 12:30	1.0	<0.01	Fine	SSE	6.5
West Gate	2016/6/8 12:40	1.0	<0.01	Fine	SSE	7.5
West Gate	2016/6/8 12:50	1.0	<0.01	Fine	SSE	7.2
West Gate	2016/6/8 13:00	1.0	<0.01	Fine	SSE	7.4
West Gate	2016/6/8 13:10	1.0	<0.01	Fine	SSE	7.6
West Gate	2016/6/8 13:20	1.0	<0.01	Fine	SSE	7.2
West Gate	2016/6/8 13:30	1.0	<0.01	Fine	SSE	6.8
West Gate	2016/6/8 13:40	1.0	<0.01	Fine	SSE	7.3
West Gate	2016/6/8 13:50	1.0	<0.01	Fine	SSE	6.9
West Gate	2016/6/8 14:00	1.0	<0.01	Fine	SSE	6.4
West Gate	2016/6/8 14:10	1.0	<0.01	Fine	SSE	6.9
West Gate	2016/6/8 14:20	1.0	<0.01	Fine	SSE	6.5
West Gate	2016/6/8 14:30	1.0	<0.01	Fine	SSE	6.9
West Gate	2016/6/8 14:40	1.0	<0.01	Fine	SSE	7.4
West Gate	2016/6/8 14:50	1.0	<0.01	Fine	SSE	7.6
West Gate	2016/6/8 15:00	1.0	<0.01	Fine	SSE	6.6
West Gate	2016/6/8 15:10	1.0	<0.01	Fine	SSE	6.6
West Gate	2016/6/8 15:20	1.0	<0.01	Fine	SSE	6.1
West Gate	2016/6/8 15:30	1.0	<0.01	Fine	SSE	6.7
West Gate	2016/6/8 15:40	1.0	<0.01	Fine	SSE	7.0
West Gate	2016/6/8 15:50	1.0	<0.01	Fine	SSE	7.1
West Gate	2016/6/8 16:00	1.0	<0.01	Fine	SSE	6.8
West Gate	2016/6/8 16:10	1.0	<0.01	Fine	SSE	7.2
West Gate	2016/6/8 16:20	1.0	<0.01	Fine	SSE	6.6
West Gate	2016/6/8 16:30	1.0	<0.01	Fine	SSE	5.7
West Gate	2016/6/8 16:40	1.0	<0.01	Fine	S	6.1
West Gate	2016/6/8 16:50	1.0	<0.01	Fine	S	6.4
West Gate	2016/6/8 17:00	1.0	<0.01	Fine	S	5.8
West Gate	2016/6/8 17:10	1.0	<0.01	Cloudy	SSE	5.4
West Gate	2016/6/8 17:20	1.0	<0.01	Cloudy	SSE	5.2
West Gate	2016/6/8 17:30	1.0	<0.01	Cloudy	S	4.5
West Gate	2016/6/8 17:40	1.0	<0.01	Cloudy	S	4.6
West Gate	2016/6/8 17:50	1.0	<0.01	Cloudy	SSE	4.3
West Gate	2016/6/8 18:00	1.0	<0.01	Cloudy	SSE	3.9
West Gate	2016/6/8 18:10	1.0	<0.01	Cloudy	S	3.9
West Gate	2016/6/8 18:20	1.0	<0.01	Cloudy	SSE	4.2
West Gate	2016/6/8 18:30	1.0	<0.01	Cloudy	S	4.5
West Gate	2016/6/8 18:40	1.0	<0.01	Cloudy	S	5.2
West Gate	2016/6/8 18:50	1.0	<0.01	Cloudy	S	4.7
West Gate	2016/6/8 19:00	1.0	<0.01	Cloudy	S	4.1
West Gate	2016/6/8 19:10	1.0	<0.01	Cloudy	S	3.3
West Gate	2016/6/8 19:20	1.0	<0.01	Cloudy	S	4.0
West Gate	2016/6/8 19:30	1.0	<0.01	Cloudy	S	3.5
West Gate	2016/6/8 19:40	1.0	<0.01	Cloudy	S	3.4
West Gate	2016/6/8 19:50	1.0	<0.01	Cloudy	S	3.6
West Gate	2016/6/8 20:00	1.0	<0.01	Cloudy	S	3.7
West Gate	2016/6/8 20:10	1.0	<0.01	Cloudy	S	3.4
West Gate	2016/6/8 20:20	1.0	<0.01	Cloudy	S	3.3
West Gate	2016/6/8 20:30	1.0	<0.01	Cloudy	S	3.7
West Gate	2016/6/8 20:40	1.0	<0.01	Cloudy	S	3.5
West Gate	2016/6/8 20:50	1.0	<0.01	Cloudy	SSW	3.8
West Gate	2016/6/8 21:00	1.0	<0.01	Cloudy	S	3.5
West Gate	2016/6/8 21:10	1.0	<0.01	Cloudy	S	3.5
West Gate	2016/6/8 21:20	1.0	<0.01	Cloudy	S	3.3
West Gate	2016/6/8 21:30	1.0	<0.01	Cloudy	S	3.4
West Gate	2016/6/8 21:40	1.0	<0.01	Cloudy	SSW	3.3
West Gate	2016/6/8 21:50	1.0	<0.01	Cloudy	SSW	3.6
West Gate	2016/6/8 22:00	1.0	<0.01	Cloudy	SSW	3.7
West Gate	2016/6/8 22:10	1.0	<0.01	Cloudy	S	3.7
West Gate	2016/6/8 22:20	1.0	<0.01	Cloudy	S	3.6
West Gate	2016/6/8 22:30	1.0	<0.01	Cloudy	S	3.3
West Gate	2016/6/8 22:40	1.0	<0.01	Cloudy	S	3.0
West Gate	2016/6/8 22:50	1.0	<0.01	Cloudy	SSW	2.6
West Gate	2016/6/8 23:00	1.0	<0.01	Cloudy	SSW	2.1
West Gate	2016/6/8 23:10	1.0	<0.01	Cloudy	SSW	1.9
West Gate	2016/6/8 23:20	1.0	<0.01	Cloudy	SSE	1.6
West Gate	2016/6/8 23:30	1.0	<0.01	Cloudy	SSW	2.1
West Gate	2016/6/8 23:40	1.0	<0.01	Cloudy	SSW	2.6
West Gate	2016/6/8 23:50	1.0	<0.01	Cloudy	SSW	3.2

# Fukushima Daiichi Nuclear Power Plant

2016/6/8  
as of 23:50

周辺監視区域: supervised outside area  
敷地境界: site boundary

 周辺監視区域  
 敷地境界



※Reference data indicate the normal fluctuation range of airborne radiation rate.