

Fixed point Monitoring Status by Temporary Monitoring Post at Fukushima Daiichi Nuclear Power Station

Date	Radiation Dose Rate (μ Sv/h) At the Main Buiding	Radiation Dose Rate (μ Sv/h) At the Main Gate	Radiation Dose Rate (μ Sv/h) At the West Gate
2016/6/14 0:00	17	1	2
2016/6/14 0:30	17	1	2
2016/6/14 1:00	17	1	2
2016/6/14 1:30	17	1	2
2016/6/14 2:00	17	1	2
2016/6/14 2:30	17	1	2
2016/6/14 3:00	17	1	2
2016/6/14 3:30	17	1	2
2016/6/14 4:00	17	1	2
2016/6/14 4:30	17	1	2
2016/6/14 5:00	17	1	2
2016/6/14 5:30	17	1	2
2016/6/14 6:00	17	1	2
2016/6/14 6:30	17	1	2
2016/6/14 7:00	17	1	2
2016/6/14 7:30	17	1	2
2016/6/14 8:00	17	1	2
2016/6/14 8:30	17	1	2
2016/6/14 9:00	17	1	2
2016/6/14 9:30	17	1	2
2016/6/14 10:00	17	1	2
2016/6/14 10:30	17	1	2
2016/6/14 11:00	17	1	2
2016/6/14 11:30	17	1	2
2016/6/14 12:00	17	1	2
2016/6/14 12:30	17	1	2
2016/6/14 13:00	17	1	2
2016/6/14 13:30	17	1	2
2016/6/14 14:00	17	1	2
2016/6/14 14:30	17	1	2
2016/6/14 15:00	17	1	2
2016/6/14 15:30	17	1	2
2016/6/14 16:00	17	1	2
2016/6/14 16:30	17	1	2
2016/6/14 17:00	17	1	2
2016/6/14 17:30	17	1	2
2016/6/14 18:00	17	1	2
2016/6/14 18:30	17	1	2
2016/6/14 19:00	17	1	2
2016/6/14 19:30	17	1	2
2016/6/14 20:00	17	1	2
2016/6/14 20:30	17	1	2
2016/6/14 21:00	17	1	2
2016/6/14 21:30	17	1	2
2016/6/14 22:00	17	1	2
2016/6/14 22:30	17	1	2
2016/6/14 23:00	17	1	2
2016/6/14 23:30	16	1	2

福島第一原子力発電所 モニタリングポスト空間線量率

単位: $\mu\text{Sv/h}$

単位: m/s

日時	MP								スタック		感雨
	MP-1	MP-2	MP-3	MP-4	MP-5	MP-6	MP-7	MP-8	風向	風速	
2016/6/14 8:00	1.004*	2.377	2.398	2.205	2.177	0.630	1.188	1.031	北	7.2	無
2016/6/14 8:10	0.992*	2.377	2.394	2.208	2.180	0.629	1.183	1.032	北北西	7.5	無
2016/6/14 8:20	1.004*	2.380	2.400	2.210	2.180	0.630	1.185	1.031	北北西	8.5	無
2016/6/14 8:30	1.004*	2.375	2.399	2.204	2.180	0.630	1.186	1.030	北北西	8.5	無
2016/6/14 8:40	1.000*	2.380	2.395	2.207	2.178	0.630	1.187	1.032	北北西	8.2	無
2016/6/14 8:50	1.002*	2.378	2.396	2.203	2.178	0.631	1.185	1.030	北	6.8	無
2016/6/14 9:00	1.002*	2.377	2.398	2.207	2.179	0.630	1.184	1.031	北北西	6.0	無
2016/6/14 9:10	1.002*	2.377	2.398	2.209	2.182	0.630	1.186	1.029	北北西	7.0	無
2016/6/14 9:20	1.004*	2.380	2.399	2.209	2.181	0.630	1.187	1.030	北北西	6.8	無
2016/6/14 9:30	1.003*	2.382	2.403	2.208	2.183	0.630	1.188	1.032	北	7.8	無
2016/6/14 9:40	1.003*	2.382	2.403	2.210	2.184	0.628	1.187	1.033	北	6.1	無
2016/6/14 9:50	1.003*	2.380	2.404	2.208	2.187	0.629	1.188	1.033	北北西	7.2	無
2016/6/14 10:00	1.004*	2.385	2.408	2.212	2.186	0.629	1.189	1.034	北	6.8	無
2016/6/14 10:10	1.004*	2.388	2.408	2.208	2.189	0.632	1.190	1.036	北	6.3	無
2016/6/14 10:20	0.998*	2.388	2.404	2.215	2.189	0.631	1.187	1.033	北	6.7	無
2016/6/14 10:30	0.994*	2.390	2.408	2.209	2.189	0.630	1.191	1.035	北	6.9	無
2016/6/14 10:40	1.003*	2.390	2.404	2.215	2.186	0.629	1.191	1.033	北	6.6	無
2016/6/14 10:50	1.004*	2.388	2.413	2.213	2.188	0.627	1.190	1.033	北北西	8.7	無
2016/6/14 11:00	1.285	2.388	2.411	2.213	2.188	0.628	1.189	1.031	北	7.7	無
2016/6/14 11:10	1.288	2.392	2.414	2.216	2.187	0.629	1.191	1.031	北	7.4	無
2016/6/14 11:20	1.288	2.393	2.412	2.219	2.189	0.629	1.190	1.032	北	7.8	無
2016/6/14 11:30	1.290	2.395	2.415	2.219	2.193	0.631	1.192	1.034	北	7.9	無
2016/6/14 11:40	1.288	2.398	2.418	2.217	2.192	0.629	1.192	1.033	北	7.4	無
2016/6/14 11:50	1.290	2.397	2.418	2.217	2.198	0.631	1.193	1.032	北	8.2	無
2016/6/14 12:00	1.290	2.403	2.420	2.222	2.198	0.630	1.195	1.030	北	6.3	無
2016/6/14 12:10	1.290	2.400	2.420	2.223	2.201	0.629	1.194	1.032	北北東	7.4	無
2016/6/14 12:20	1.290	2.403	2.424	2.218	2.201	0.631	1.194	1.033	北	9.2	無
2016/6/14 12:30	1.291	2.405	2.424	2.222	2.199	0.631	1.193	1.034	北	7.2	無
2016/6/14 12:40	1.291	2.407	2.428	2.222	2.201	0.632	1.193	1.034	北北東	7.3	無
2016/6/14 12:50	1.291	2.405	2.422	2.223	2.202	0.631	1.195	1.035	北	7.0	無
2016/6/14 13:00	1.294	2.402	2.427	2.222	2.208	0.633	1.196	1.035	北北東	6.3	無
2016/6/14 13:10	1.292	2.405	2.428	2.224	2.209	0.628	1.196	1.036	北	8.0	無
2016/6/14 13:20	1.291	2.407	2.426	2.223	2.207	0.634	1.195	1.036	北	8.6	無
2016/6/14 13:30	1.291	2.405	2.432	2.225	2.207	0.630	1.197	1.035	北	8.8	無
2016/6/14 13:40	1.293	2.408	2.431	2.227	2.204	0.630	1.197	1.036	北	8.3	無
2016/6/14 13:50	1.289	2.408	2.431	2.225	2.202	0.632	1.194	1.034	北	7.5	無
2016/6/14 14:00	1.290	2.407	2.429	2.230	2.204	0.631	1.196	1.033	北	7.7	無

日時	MP								スタック		感雨
	MP-1	MP-2	MP-3	MP-4	MP-5	MP-6	MP-7	MP-8	風向	風速	
2016/6/14 14:10	1.289	※	2.435	2.229	2.207	0.632	1.195	1.034	北	7.6	無
2016/6/14 14:20	1.296	※	2.432	2.232	2.205	0.632	1.197	1.036	北	6.4	無
2016/6/14 14:30	1.294	※	2.434	2.231	2.206	0.631	1.195	1.035	北	5.9	無
2016/6/14 14:40	1.291	※	2.435	2.230	2.206	0.631	1.198	1.035	北	6.3	無
2016/6/14 14:50	1.291	※	2.438	2.229	2.202	0.632	1.198	1.034	北	6.7	無
2016/6/14 15:00	1.292	※	2.438	2.231	2.207	0.632	1.196	1.035	北北東	5.5	無
2016/6/14 15:10	1.294	※	2.436	2.235	2.208	0.632	1.196	1.035	北北東	6.3	無
2016/6/14 15:20	1.295	※	2.440	2.233	2.205	0.632	1.197	1.035	北	5.9	無
2016/6/14 15:30	1.292	※	2.438	2.231	2.205	0.632	1.197	1.035	北	5.1	無
2016/6/14 15:40	1.297	※	2.439	2.232	2.208	0.632	1.198	1.036	北北東	5.6	無
2016/6/14 15:50	1.297	※	2.441	2.234	2.208	0.634	1.200	1.035	北北東	5.6	無
2016/6/14 16:00	1.295	※	2.446	2.234	2.208	0.634	1.201	1.033	北北東	5.6	無
2016/6/14 16:10	1.297	※	2.444	2.232	2.208	0.636	1.196	1.034	北北東	6.0	無
2016/6/14 16:20	1.295	※	2.444	2.235	2.210	0.633	1.197	1.038	北北東	6.3	無
2016/6/14 16:30	1.296	※	2.444	2.231	2.210	0.634	1.197	1.037	北北東	6.1	無
2016/6/14 16:40	1.296	※	2.442	2.233	2.208	0.632	1.197	1.036	北北東	5.9	無
2016/6/14 16:50	1.298	※	2.446	2.235	2.211	0.632	1.196	1.035	北北東	4.7	無
2016/6/14 17:00	1.297	※	2.444	2.235	2.209	0.634	1.197	1.038	北北東	4.7	無
2016/6/14 17:10	1.297	2.410	2.446	2.235	2.210	0.631	1.196	1.035	北北東	4.3	無
2016/6/14 17:20	1.294	2.417	2.451	2.235	2.208	0.632	1.197	1.037	北北東	4.5	無
2016/6/14 17:30	1.298	2.415	2.450	2.237	2.209	0.634	1.196	1.036	北	4.4	無
2016/6/14 17:40	1.300	2.417	2.449	2.236	2.211	0.631	1.195	1.038	北北東	4.0	無
2016/6/14 17:50	1.296	2.420	2.449	2.232	2.211	0.637	1.197	1.037	北	4.5	無
2016/6/14 18:00	1.298	2.420	2.451	2.238	2.210	0.633	1.196	1.037	北	4.5	無
2016/6/14 18:10	1.298	2.422	2.452	2.237	2.211	0.633	1.197	1.037	北	3.0	無
2016/6/14 18:20	1.299	2.420	2.451	2.236	2.213	0.635	1.196	1.036	北	4.1	無
2016/6/14 18:30	1.297	2.415	2.456	2.237	2.211	0.634	1.196	1.037	北	4.3	無
2016/6/14 18:40	1.299	2.418	2.452	2.238	2.215	0.638	1.197	1.036	北北東	4.4	無
2016/6/14 18:50	1.298	2.417	2.449	2.237	2.214	0.634	1.195	1.037	北	4.2	無
2016/6/14 19:00	1.298	2.417	2.447	2.237	2.215	0.634	1.195	1.037	北	3.7	無
2016/6/14 19:10	1.300	2.417	2.451	2.236	2.216	0.634	1.196	1.037	北北西	3.7	無
2016/6/14 19:20	1.300	2.418	2.454	2.238	2.213	0.634	1.196	1.038	北	2.8	無
2016/6/14 19:30	1.299	2.418	2.450	2.237	2.217	0.634	1.197	1.037	北北西	3.0	無
2016/6/14 19:40	1.303	2.417	2.449	2.238	2.218	0.635	1.195	1.039	北北西	3.6	無
2016/6/14 19:50	1.301	2.413	2.452	2.237	2.215	0.635	1.196	1.038	北北西	3.5	無
2016/6/14 20:00	1.301	2.423	2.450	2.239	2.215	0.636	1.197	1.041	北北西	4.2	無

日時	MP								スタック		感雨
	MP-1	MP-2	MP-3	MP-4	MP-5	MP-6	MP-7	MP-8	風向	風速	
2016/6/14 20:10	1.300	2.418	2.449	2.236	2.213	0.634	1.199	1.039	北北西	4.1	無
2016/6/14 20:20	1.297	2.418	2.449	2.235	2.215	0.634	1.197	1.040	北北西	4.1	無
2016/6/14 20:30	1.298	2.418	2.451	2.234	2.218	0.635	1.197	1.041	北北西	4.7	無
2016/6/14 20:40	1.298	2.420	2.450	2.235	2.216	0.636	1.196	1.039	北北西	4.4	無
2016/6/14 20:50	1.300	2.417	2.449	2.236	2.215	0.635	1.199	1.040	北北西	4.1	無
2016/6/14 21:00	1.298	2.417	2.452	2.237	2.217	0.633	1.198	1.038	北西	4.2	無
2016/6/14 21:10	1.299	2.420	2.450	2.235	2.216	0.635	1.198	1.038	北北西	3.6	無
2016/6/14 21:20	1.299	2.420	2.449	2.236	2.216	0.635	1.199	1.040	北北西	3.6	無
2016/6/14 21:30	1.296	2.422	2.450	2.234	2.220	0.635	1.199	1.039	北北西	3.0	無
2016/6/14 21:40	1.301	2.420	2.451	2.239	2.220	0.635	1.199	1.039	北西	3.4	無
2016/6/14 21:50	1.299	2.418	2.447	2.237	2.217	0.634	1.197	1.040	北北西	3.8	無
2016/6/14 22:00	1.300	2.420	2.449	2.236	2.217	0.635	1.198	1.039	北北西	3.4	無
2016/6/14 22:10	1.300	2.418	2.450	2.238	2.214	0.636	1.199	1.040	北北西	3.5	無
2016/6/14 22:20	1.298	2.418	2.447	2.237	2.216	0.635	1.197	1.039	北北西	2.8	無
2016/6/14 22:30	1.298	2.420	2.450	2.239	2.216	0.636	1.196	1.040	北西	2.5	無
2016/6/14 22:40	1.296	2.418	2.449	2.238	2.218	0.636	1.196	1.040	北西	2.5	無
2016/6/14 22:50	1.298	2.418	2.448	2.239	2.214	0.634	1.197	1.038	北西	2.5	無
2016/6/14 23:00	1.298	2.418	2.446	2.237	2.214	0.634	1.196	1.039	北西	2.3	無
2016/6/14 23:10	1.299	2.420	2.448	2.237	2.216	0.636	1.200	1.039	北西	1.2	無
2016/6/14 23:20	1.299	2.423	2.452	2.239	2.211	0.635	1.199	1.041	北西	1.9	無
2016/6/14 23:30	1.298	2.418	2.450	2.237	2.219	0.635	1.199	1.038	北北西	0.9	無
2016/6/14 23:40	1.299	2.422	2.450	2.236	2.216	0.635	1.198	1.038	北西	1.5	無
2016/6/14 23:50	1.299	2.418	2.449	2.237	2.217	0.638	1.200	1.039	北北西	0.9	無
2016/6/15 0:00	1.300	2.418	2.449	2.234	2.218	0.636	1.198	1.039	北北西	1.4	無
2016/6/15 0:10	1.298	2.418	2.448	2.238	2.218	0.634	1.199	1.039	北北西	1.7	無
2016/6/15 0:20	1.301	2.418	2.447	2.238	2.220	0.637	1.198	1.038	北北西	2.3	無
2016/6/15 0:30	1.300	2.417	2.449	2.237	2.217	0.636	1.197	1.037	北北西	2.0	無
2016/6/15 0:40	1.300	2.418	2.451	2.237	2.218	0.636	1.196	1.039	北北西	2.0	無
2016/6/15 0:50	1.300	2.418	2.445	2.239	2.215	0.636	1.200	1.038	北北西	3.0	無
2016/6/15 1:00	1.297	2.420	2.448	2.237	2.219	0.636	1.200	1.040	北北西	2.5	無
2016/6/15 1:10	1.298	2.420	2.447	2.237	2.216	0.635	1.199	1.040	北北西	2.0	無
2016/6/15 1:20	1.302	2.417	2.450	2.237	2.213	0.636	1.198	1.038	北北西	2.8	無
2016/6/15 1:30	1.300	2.422	2.451	2.236	2.219	0.636	1.200	1.039	北	2.0	無
2016/6/15 1:40	1.301	2.420	2.445	2.241	2.215	0.638	1.199	1.038	北	1.2	無
2016/6/15 1:50	1.300	2.422	2.450	2.237	2.215	0.637	1.199	1.040	北	0.9	無
2016/6/15 2:00	1.299	2.422	2.448	2.236	2.219	0.635	1.198	1.037	北	2.3	無

日時	MP								スタック		感雨
	MP-1	MP-2	MP-3	MP-4	MP-5	MP-6	MP-7	MP-8	風向	風速	
2016/6/15 2:10	1.301	2.422	2.447	2.233	2.217	0.637	1.199	1.038	北北西	3.3	無
2016/6/15 2:20	1.300	2.420	2.446	2.240	2.219	0.636	1.198	1.041	北北西	2.9	無
2016/6/15 2:30	1.301	2.423	2.451	2.236	2.220	0.637	1.198	1.039	北北西	2.8	無
2016/6/15 2:40	1.299	2.425	2.448	2.238	2.219	0.637	1.199	1.039	北北西	3.4	無
2016/6/15 2:50	1.300	2.420	2.447	2.238	2.217	0.636	1.200	1.039	北北西	3.3	無
2016/6/15 3:00	1.299	2.418	2.449	2.239	2.217	0.634	1.197	1.041	北	3.1	無
2016/6/15 3:10	1.301	2.422	2.449	2.237	2.218	0.635	1.199	1.040	北北西	2.3	無
2016/6/15 3:20	1.300	2.423	2.452	2.239	2.219	0.637	1.196	1.042	北北西	2.0	無
2016/6/15 3:30	1.299	2.423	2.453	2.237	2.217	0.635	1.198	1.038	北北西	2.6	無
2016/6/15 3:40	1.302	2.425	2.446	2.237	2.219	0.636	1.198	1.038	北西	2.3	無
2016/6/15 3:50	1.301	2.422	2.449	2.240	2.218	0.635	1.197	1.038	北北西	2.2	無
2016/6/15 4:00	1.299	2.420	2.451	2.239	2.220	0.636	1.198	1.039	北西	2.3	無
2016/6/15 4:10	1.299	2.420	2.449	2.237	2.218	0.636	1.198	1.041	北西	1.9	無
2016/6/15 4:20	1.298	2.422	2.448	2.240	2.219	0.635	1.199	1.040	北西	1.2	無
2016/6/15 4:30	1.300	2.418	2.447	2.240	2.218	0.635	1.199	1.038	北西	1.4	無
2016/6/15 4:40	1.301	2.418	2.448	2.236	2.217	0.636	1.201	1.042	北北西	1.2	無
2016/6/15 4:50	1.298	2.422	2.448	2.239	2.220	0.635	1.199	1.041	北北西	1.9	無
2016/6/15 5:00	1.301	2.422	2.451	2.237	2.218	0.637	1.198	1.040	北	2.3	無
2016/6/15 5:10	1.298	2.420	2.450	2.236	2.217	0.635	1.200	1.040	北	3.4	無
2016/6/15 5:20	1.300	2.418	2.450	2.241	2.219	0.635	1.197	1.040	北	4.0	無
2016/6/15 5:30	1.301	2.423	2.448	2.238	2.216	0.633	1.198	1.040	北	3.3	有
2016/6/15 5:40	1.300	2.423	2.450	2.239	2.215	0.634	1.200	1.040	北	3.3	無
2016/6/15 5:50	1.298	2.422	2.448	2.240	2.217	0.633	1.199	1.042	北	3.8	無
2016/6/15 6:00	1.299	2.427	2.448	2.239	2.213	0.634	1.199	1.038	北	2.9	無
2016/6/15 6:10	1.302	2.423	2.455	2.242	2.216	0.634	1.197	1.039	北	3.0	無
2016/6/15 6:20	1.300	2.423	2.452	2.243	2.217	0.633	1.196	1.040	北	1.9	無
2016/6/15 6:30	1.301	2.423	2.454	2.243	2.218	0.636	1.199	1.038	北北東	1.9	無
2016/6/15 6:40	1.298	2.425	2.453	2.242	2.218	0.635	1.197	1.039	北北西	2.0	無
2016/6/15 6:50	1.301	2.422	2.455	2.241	2.217	0.636	1.197	1.040	北北東	2.0	無
2016/6/15 7:00	1.299	2.420	2.452	2.240	2.221	0.633	1.197	1.039	北北東	2.2	無
2016/6/15 7:10	1.300	2.425	2.456	2.238	2.221	0.633	1.197	1.042	北東	2.3	無
2016/6/15 7:20	1.297	2.423	2.456	2.245	2.219	0.632	1.196	1.042	北北東	2.3	無
2016/6/15 7:30	1.297	2.427	2.453	2.242	2.222	0.634	1.196	1.039	北北東	2.0	無
2016/6/15 7:40	1.301	2.425	2.458	2.242	2.218	0.634	1.196	1.040	北北東	2.0	無
2016/6/15 7:50	1.301	2.428	2.456	2.242	2.222	0.634	1.198	1.040	北東	1.9	無
2016/6/15 8:00	1.299	2.423	2.455	2.242	2.222	0.631	1.193	1.039	北東	1.5	無

風速が0.5m/s未満の場合「CALM」(静穏)、この時の風向を「-」と表記する。

* 6/2 11:00~6/14 10:50 MP-1取替に伴う代替測定。

※ 6/14 14:10~17:00 MP-2設備点検に伴う欠測。

Monitoring data by a monitoring car* at Fukushima Daiichi Nuclear Power Station (μ Sv/h)

* The data from monitoring car may deficit as the vehicle may change monitoring point.

*About the direction of the wind and the wind velocity,we are measuring with the weather observation meter of the 10m higher.

*"-": the wind velocity/"CALM":the wind direction is below 0.5m/s.

Measuring Point	Measurement Date	γ Ray	Neutron Ray	Weather	Wind Direction	Wind Velocity (m/s)
West Gate	2016/6/14 0:00	0.9	<0.01	Cloudy	N	5.4
West Gate	2016/6/14 0:10	0.9	<0.01	Cloudy	N	5.7
West Gate	2016/6/14 0:20	0.9	<0.01	Cloudy	N	5.0
West Gate	2016/6/14 0:30	0.9	<0.01	Cloudy	N	5.3
West Gate	2016/6/14 0:40	0.9	<0.01	Cloudy	N	5.4
West Gate	2016/6/14 0:50	0.9	<0.01	Cloudy	N	5.0
West Gate	2016/6/14 1:00	0.9	<0.01	Cloudy	N	5.6
West Gate	2016/6/14 1:10	0.9	<0.01	Cloudy	N	5.3
West Gate	2016/6/14 1:20	0.9	<0.01	Cloudy	N	5.0
West Gate	2016/6/14 1:30	0.9	<0.01	Cloudy	N	4.9
West Gate	2016/6/14 1:40	0.9	<0.01	Cloudy	N	4.8
West Gate	2016/6/14 1:50	0.9	<0.01	Cloudy	N	4.5
West Gate	2016/6/14 2:00	0.9	<0.01	Cloudy	N	4.5
West Gate	2016/6/14 2:10	0.9	<0.01	Cloudy	N	4.8
West Gate	2016/6/14 2:20	0.9	<0.01	Cloudy	N	4.4
West Gate	2016/6/14 2:30	0.9	<0.01	Cloudy	N	4.8
West Gate	2016/6/14 2:40	0.9	<0.01	Cloudy	N	4.5
West Gate	2016/6/14 2:50	0.9	<0.01	Cloudy	N	5.7
West Gate	2016/6/14 3:00	0.9	<0.01	Cloudy	N	4.2
West Gate	2016/6/14 3:10	0.9	<0.01	Cloudy	N	4.8
West Gate	2016/6/14 3:20	0.9	<0.01	Cloudy	N	4.9
West Gate	2016/6/14 3:30	0.9	<0.01	Cloudy	N	5.2
West Gate	2016/6/14 3:40	0.9	<0.01	Cloudy	N	4.7
West Gate	2016/6/14 3:50	0.9	<0.01	Cloudy	N	5.0
West Gate	2016/6/14 4:00	0.9	<0.01	Cloudy	N	4.7
West Gate	2016/6/14 4:10	0.9	<0.01	Cloudy	N	4.7
West Gate	2016/6/14 4:20	0.9	<0.01	Cloudy	N	5.3
West Gate	2016/6/14 4:30	0.9	<0.01	Cloudy	N	4.7
West Gate	2016/6/14 4:40	0.9	<0.01	Cloudy	N	4.0
West Gate	2016/6/14 4:50	0.9	<0.01	Cloudy	N	4.7
West Gate	2016/6/14 5:00	0.9	<0.01	Cloudy	N	4.3
West Gate	2016/6/14 5:10	0.9	<0.01	Cloudy	N	4.2
West Gate	2016/6/14 5:20	0.9	<0.01	Cloudy	N	3.7
West Gate	2016/6/14 5:30	0.9	<0.01	Cloudy	NNW	3.3
West Gate	2016/6/14 5:40	0.9	<0.01	Cloudy	N	3.9
West Gate	2016/6/14 5:50	0.9	<0.01	Cloudy	N	4.0
West Gate	2016/6/14 6:00	0.9	<0.01	Rain	N	4.0
West Gate	2016/6/14 6:10	0.9	<0.01	Rain	N	4.8
West Gate	2016/6/14 6:20	0.9	<0.01	Cloudy	N	4.7
West Gate	2016/6/14 6:30	0.9	<0.01	Cloudy	N	4.8
West Gate	2016/6/14 6:40	0.9	<0.01	Cloudy	N	3.9
West Gate	2016/6/14 6:50	0.9	<0.01	Cloudy	N	4.3
West Gate	2016/6/14 7:00	0.9	<0.01	Cloudy	N	4.3
West Gate	2016/6/14 7:10	0.9	<0.01	Cloudy	N	4.1
West Gate	2016/6/14 7:20	0.9	<0.01	Cloudy	N	3.9
West Gate	2016/6/14 7:30	0.9	<0.01	Cloudy	N	3.3
West Gate	2016/6/14 7:40	0.9	<0.01	Cloudy	N	3.9
West Gate	2016/6/14 7:50	0.9	<0.01	Cloudy	N	4.6
West Gate	2016/6/14 8:00	0.9	<0.01	Cloudy	N	4.7
West Gate	2016/6/14 8:10	0.9	<0.01	Cloudy	N	4.3
West Gate	2016/6/14 8:20	0.9	<0.01	Cloudy	N	3.7
West Gate	2016/6/14 8:30	0.9	<0.01	Cloudy	N	3.6
West Gate	2016/6/14 8:40	0.9	<0.01	Cloudy	N	3.9
West Gate	2016/6/14 8:50	0.9	<0.01	Cloudy	N	3.5
West Gate	2016/6/14 9:00	0.9	<0.01	Cloudy	N	3.1
West Gate	2016/6/14 9:10	0.9	<0.01	Cloudy	N	3.1
West Gate	2016/6/14 9:20	0.9	<0.01	Cloudy	N	3.1
West Gate	2016/6/14 9:30	0.9	<0.01	Cloudy	N	3.6
West Gate	2016/6/14 9:40	0.9	<0.01	Cloudy	N	3.7
West Gate	2016/6/14 9:50	0.9	<0.01	Cloudy	N	3.6
West Gate	2016/6/14 10:00	0.9	<0.01	Cloudy	N	3.7
West Gate	2016/6/14 10:10	0.9	<0.01	Cloudy	N	3.8
West Gate	2016/6/14 10:20	0.9	<0.01	Cloudy	N	3.7
West Gate	2016/6/14 10:30	0.9	<0.01	Cloudy	N	3.5
West Gate	2016/6/14 10:40	0.9	<0.01	Cloudy	N	3.7
West Gate	2016/6/14 10:50	0.9	<0.01	Cloudy	N	5.1
West Gate	2016/6/14 11:00	0.9	<0.01	Cloudy	N	4.5
West Gate	2016/6/14 11:10	0.9	<0.01	Cloudy	N	3.7



Measuring Point	Measurement Date	γ Ray	Neutron Ray	Weather	Wind Direction	Wind Velocity (m/s)
West Gate	2016/6/14 11:20	0.9	<0.01	Cloudy	N	4.5
West Gate	2016/6/14 11:30	0.9	<0.01	Cloudy	N	5.1
West Gate	2016/6/14 11:40	0.9	<0.01	Cloudy	N	3.9
West Gate	2016/6/14 11:50	0.9	<0.01	Cloudy	NNE	5.1
West Gate	2016/6/14 12:00	0.9	<0.01	Cloudy	N	4.1
West Gate	2016/6/14 12:10	0.9	<0.01	Cloudy	N	4.5
West Gate	2016/6/14 12:20	0.9	<0.01	Cloudy	N	5.3
West Gate	2016/6/14 12:30	0.9	<0.01	Cloudy	N	4.3
West Gate	2016/6/14 12:40	0.9	<0.01	Cloudy	N	4.8
West Gate	2016/6/14 12:50	0.9	<0.01	Cloudy	N	4.4
West Gate	2016/6/14 13:00	0.9	<0.01	Cloudy	NNE	4.2
West Gate	2016/6/14 13:10	0.9	<0.01	Cloudy	N	4.6
West Gate	2016/6/14 13:20	0.9	<0.01	Cloudy	NNE	4.5
West Gate	2016/6/14 13:30	0.9	<0.01	Cloudy	N	3.9
West Gate	2016/6/14 13:40	0.9	<0.01	Cloudy	NNE	4.3
West Gate	2016/6/14 13:50	0.9	<0.01	Cloudy	N	4.1
West Gate	2016/6/14 14:00	0.9	<0.01	Cloudy	N	4.2
West Gate	2016/6/14 14:10	0.9	<0.01	Cloudy	N	4.8
West Gate	2016/6/14 14:20	0.9	<0.01	Cloudy	N	3.9
West Gate	2016/6/14 14:30	0.9	<0.01	Cloudy	N	4.0
West Gate	2016/6/14 14:40	0.9	<0.01	Cloudy	N	3.9
West Gate	2016/6/14 14:50	0.9	<0.01	Cloudy	N	3.9
West Gate	2016/6/14 15:00	0.9	<0.01	Cloudy	NNE	3.6
West Gate	2016/6/14 15:10	0.9	<0.01	Cloudy	NNE	4.3
West Gate	2016/6/14 15:20	0.9	<0.01	Cloudy	N	3.1
West Gate	2016/6/14 15:30	0.9	<0.01	Cloudy	N	3.3
West Gate	2016/6/14 15:40	0.9	<0.01	Cloudy	N	3.5
West Gate	2016/6/14 15:50	0.9	<0.01	Cloudy	NNE	3.3
West Gate	2016/6/14 16:00	0.9	<0.01	Cloudy	NNE	2.6
West Gate	2016/6/14 16:10	0.9	<0.01	Cloudy	NNE	2.9
West Gate	2016/6/14 16:20	0.9	<0.01	Cloudy	NNE	2.8
West Gate	2016/6/14 16:30	0.9	<0.01	Cloudy	NNE	2.8
West Gate	2016/6/14 16:40	0.9	<0.01	Cloudy	NNE	3.1
West Gate	2016/6/14 16:50	0.9	<0.01	Cloudy	N	2.6
West Gate	2016/6/14 17:00	0.9	<0.01	Cloudy	NNE	2.1
West Gate	2016/6/14 17:10	0.9	<0.01	Cloudy	NNE	2.1
West Gate	2016/6/14 17:20	0.9	<0.01	Cloudy	N	2.5
West Gate	2016/6/14 17:30	0.9	<0.01	Cloudy	N	2.2
West Gate	2016/6/14 17:40	0.9	<0.01	Cloudy	N	2.2
West Gate	2016/6/14 17:50	0.9	<0.01	Cloudy	N	2.6
West Gate	2016/6/14 18:00	0.9	<0.01	Cloudy	N	2.5
West Gate	2016/6/14 18:10	0.9	<0.01	Cloudy	N	2.0
West Gate	2016/6/14 18:20	0.9	<0.01	Cloudy	N	2.3
West Gate	2016/6/14 18:30	0.9	<0.01	Cloudy	N	2.0
West Gate	2016/6/14 18:40	0.9	<0.01	Cloudy	N	2.3
West Gate	2016/6/14 18:50	0.9	<0.01	Cloudy	N	2.2
West Gate	2016/6/14 19:00	0.9	<0.01	Cloudy	NNW	1.9
West Gate	2016/6/14 19:10	0.9	<0.01	Cloudy	NNW	1.4
West Gate	2016/6/14 19:20	0.9	<0.01	Cloudy	NNW	0.9
West Gate	2016/6/14 19:30	0.9	<0.01	Cloudy	NNW	1.3
West Gate	2016/6/14 19:40	0.9	<0.01	Cloudy	NW	1.0
West Gate	2016/6/14 19:50	0.9	<0.01	Cloudy	NW	0.8
West Gate	2016/6/14 20:00	0.9	<0.01	Cloudy	NW	0.9
West Gate	2016/6/14 20:10	0.9	<0.01	Cloudy	NNW	1.0
West Gate	2016/6/14 20:20	0.9	<0.01	Cloudy	NW	1.0
West Gate	2016/6/14 20:30	0.9	<0.01	Cloudy	NW	0.9
West Gate	2016/6/14 20:40	0.9	<0.01	Cloudy	WNW	1.2
West Gate	2016/6/14 20:50	0.9	<0.01	Cloudy	NNW	1.2
West Gate	2016/6/14 21:00	0.9	<0.01	Cloudy	WNW	1.4
West Gate	2016/6/14 21:10	0.9	<0.01	Cloudy	NW	0.9
West Gate	2016/6/14 21:20	0.9	<0.01	Cloudy	WNW	1.4
West Gate	2016/6/14 21:30	0.9	<0.01	Cloudy	WNW	1.5
West Gate	2016/6/14 21:40	0.9	<0.01	Cloudy	WNW	1.8
West Gate	2016/6/14 21:50	0.9	<0.01	Cloudy	NW	1.3
West Gate	2016/6/14 22:00	0.9	<0.01	Cloudy	NW	0.8
West Gate	2016/6/14 22:10	0.9	<0.01	Cloudy	WNW	1.1
West Gate	2016/6/14 22:20	0.9	<0.01	Cloudy	WNW	1.5
West Gate	2016/6/14 22:30	0.9	<0.01	Cloudy	WNW	1.2
West Gate	2016/6/14 22:40	0.9	<0.01	Cloudy	W	1.3
West Gate	2016/6/14 22:50	0.9	<0.01	Cloudy	W	1.2
West Gate	2016/6/14 23:00	0.9	<0.01	Cloudy	W	1.0
West Gate	2016/6/14 23:10	0.9	<0.01	Cloudy	W	0.9
West Gate	2016/6/14 23:20	0.9	<0.01	Cloudy	W	1.1
West Gate	2016/6/14 23:30	0.9	<0.01	Cloudy	W	1.2
West Gate	2016/6/14 23:40	0.9	<0.01	Cloudy	WNW	0.8
West Gate	2016/6/14 23:50	0.9	<0.01	Cloudy	NNW	0.7

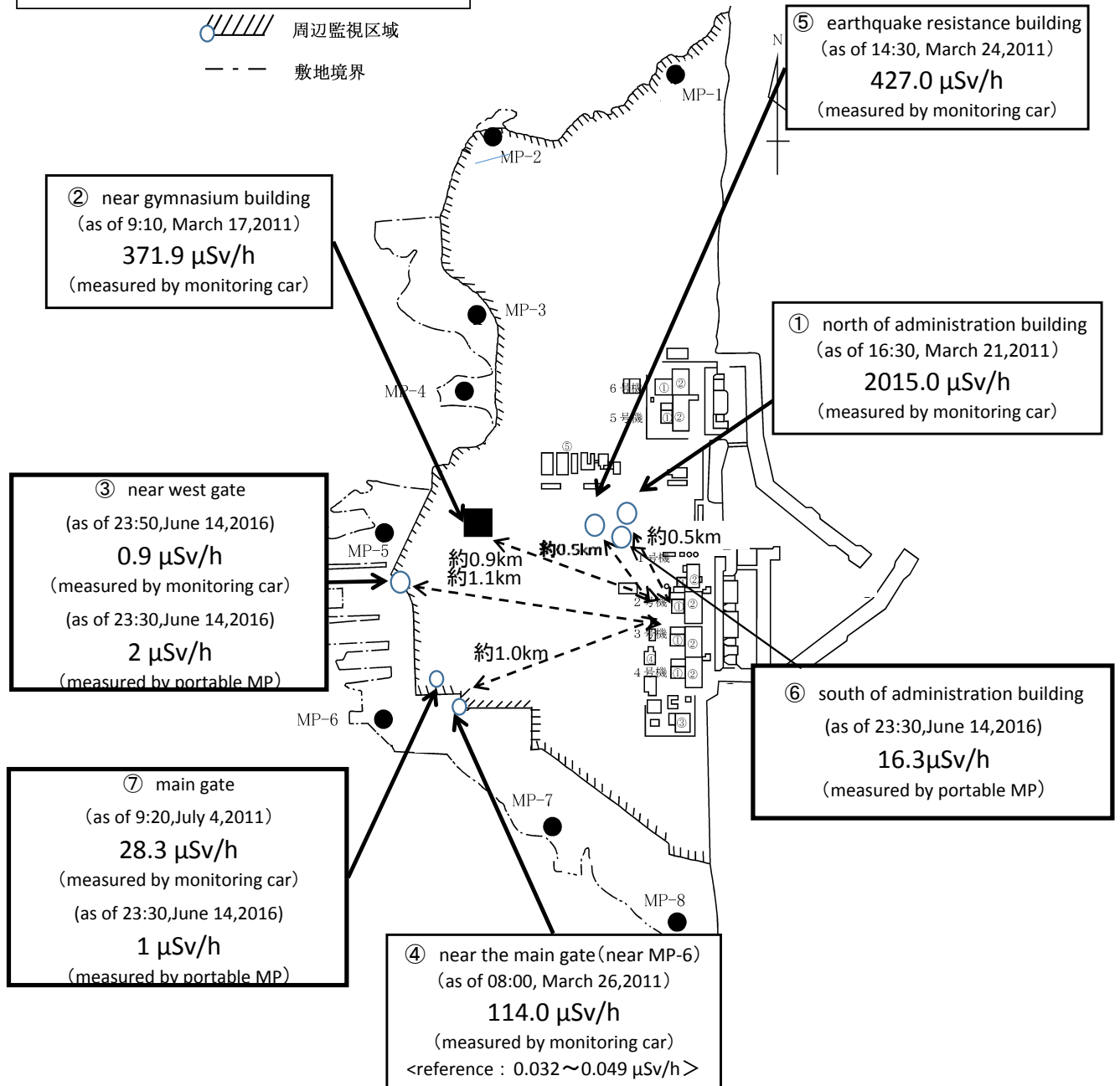
Fukushima Daiichi Nuclear Power Plant

2016/6/14

周辺監視区域 : supervised outside area
敷地境界 : site boundary

as of 23:50

 周辺監視区域
 敷地境界



※Reference data indicate the normal fluctuation range of airborne radiation rate.