

Nuclide Analysis Results of Radioactive Materials in the Air
at the Sites of Fukushima Nuclear Power Stations <1/2>

Reference

(Data summarized on March 9)

Place of Sampling	West Gate of Fukushima Daiichi NPS		MP-1 of Fukushima Daini (Reference)				②Density limit by the announcement of Reactor Regulation (Bq/cm ³) (Density limit in the air to which radiation workers breathe in the section 4 of the appendix 2)
	①density of sample (Bq/cm ³)	Scaling Factor (①/②)	①density of sample (Bq/cm ³)	Scaling Factor (①/②)			
Time of Sampling	2012/3/8 7:00 ~ 12:00		2012/3/8 9:12 ~ 9:22				
Detected Nuclides (Half-life)	①density of sample (Bq/cm ³)	Scaling Factor (①/②)	①density of sample (Bq/cm ³)	Scaling Factor (①/②)	①density of sample (Bq/cm ³)	Scaling Factor (①/②)	
I-131 (about 8 days)	ND	-	ND	-			1E-03
Cs-134 (about 2 years)	ND	-	ND	-			2E-03
Cs-137 (about 30 years)	2.6E-07	0.00	ND	-			3E-03

* The value of radioactivity density is the sum of the value of volatile nuclide's density and the value of particulate nuclide's density.

O.OE—O means O.O x 10-O

Data of other nuclides are under examination.

* In the case that two or more kinds of nuclides exist, sum of each scaling factor to the density limit is compared with 1.

* "ND" means the sampled data is below measurable limit.

Detection limits at the West Gate of Fukushima Daiichi are as follows:

Volatile: I-131: approx. 1E-7Bq/cm³, Cs-134: approx. 3E-7Bq/cm³, Cs-137: approx. 3E-7Bq/cm³
approx. 2E-7Bq/cm³

Particulate: I-131: approx. 7E-8Bq/cm³, Cs-134:

Detection limits at MP-1 of Fukushima Daini are as follows:

Volatile: I-131: approx. 2E-6Bq/cm³, Cs-134: approx. 3E-6Bq/cm³, Cs-137: approx. 3E-6Bq/cm³
134: approx. 1E-6Bq/cm³, Cs-137: approx. 1E-6Bq/cm³

Particulate: I-131: approx. 1E-6Bq/cm³, Cs-

Nuclide Analysis Results of Radioactive Materials in the Air
at the Sites of Fukushima Nuclear Power Stations <2/2>

Reference

(Data summarized on March 9)

Place of Sampling	Fukushima Daiichi Unit 1 North Side Slope	Fukushima Daiichi Unit 1 and Unit 2 West Side Slope		Fukushima Daiichi Unit 3 and Unit 4 West Side Slope		②Density limit by the announcement of Reactor Regulation (Bq/cm ³) (Density limit in the air to which radiation workers breathe in the section 4 of the appendix 2)	
Time of Sampling	2012/3/8 8:53 ~ 13:53	2012/3/8 8:59 ~ 13:59		2012/3/8 9:03 ~ 14:03			
Detected Nuclides (Half-life)	①density of sample (Bq/cm ³)	Scaling Factor (①/②)	①density of sample (Bq/cm ³)	Scaling Factor (①/②)	①density of sample (Bq/cm ³)		Scaling Factor (①/②)
I-131 (about 8 days)	ND	-	ND	-	ND	-	1E-03
Cs-134 (about 2 years)	ND	-	ND	-	4.2E-06	0.00	2E-03
Cs-137 (about 30 years)	ND	-	ND	-	ND	-	3E-03

* The value of radioactivity density is the sum of the value of volatile nuclide's density and the value of particulate nuclide's density.

O.OE—O means O.O x 10-O

Data of other nuclides are under examination.

* In the case that two or more kinds of nuclides exist, sum of each scaling factor to the density limit is compared with 1.

* "ND" means the sampled data is below measurable limit.

The followings show the detection limits. Volatile: I-131: approx. 2E-6Bq/cm³, Cs-134: approx. 4E-6Bq/cm³, Cs-137: approx. 5E-6Bq/cm³

Particulate: I-131: approx. 1E-6Bq/cm³, Cs-134: approx. 2E-6Bq/cm³, Cs-137: approx. 3E-6Bq/cm³

Please note that these nuclides are sometimes detected even when they are below the limits, contingent on the detector or samples.

Nuclide Analysis Results of Radioactive Materials in the Air at the seaside of the sites of Fukushima Nuclear Power Stations

Reference

(Data summarized on March 9)

Place of Sampling	Fukushima Daiichi Units 1 to 4 neighborhood ocean side		/		/		②Density limit by the announcement of Reactor Regulation (Bq/cm ³) (Density limit in the air to which radiation workers breathe in the section 4 of the appendix 2)
Time of Sampling	2012/3/8 9:10 ~ 14:10		/		/		
Detected Nuclides (Half-life)	①density of sample (Bq/cm ³)	Scaling Factor (①/②)	①density of sample (Bq/cm ³)	Scaling Factor (①/②)	①density of sample (Bq/cm ³)	Scaling Factor (①/②)	
I-131 (about 8 days)	ND	-	/	/	/	/	1E-03
Cs-134 (about 2 years)	ND	-	/	/	/	/	2E-03
Cs-137 (about 30 years)	ND	-	/	/	/	/	3E-03

* The value of radioactivity density is the sum of the value of volatile nuclide's density and the value of particulate nuclide's density.

O.OE – O means O.O x 10-O

Data of other nuclides are under examination.

* In the case that two or more kinds of nuclides exist, sum of each scaling factor to the density limit is compared with 1.

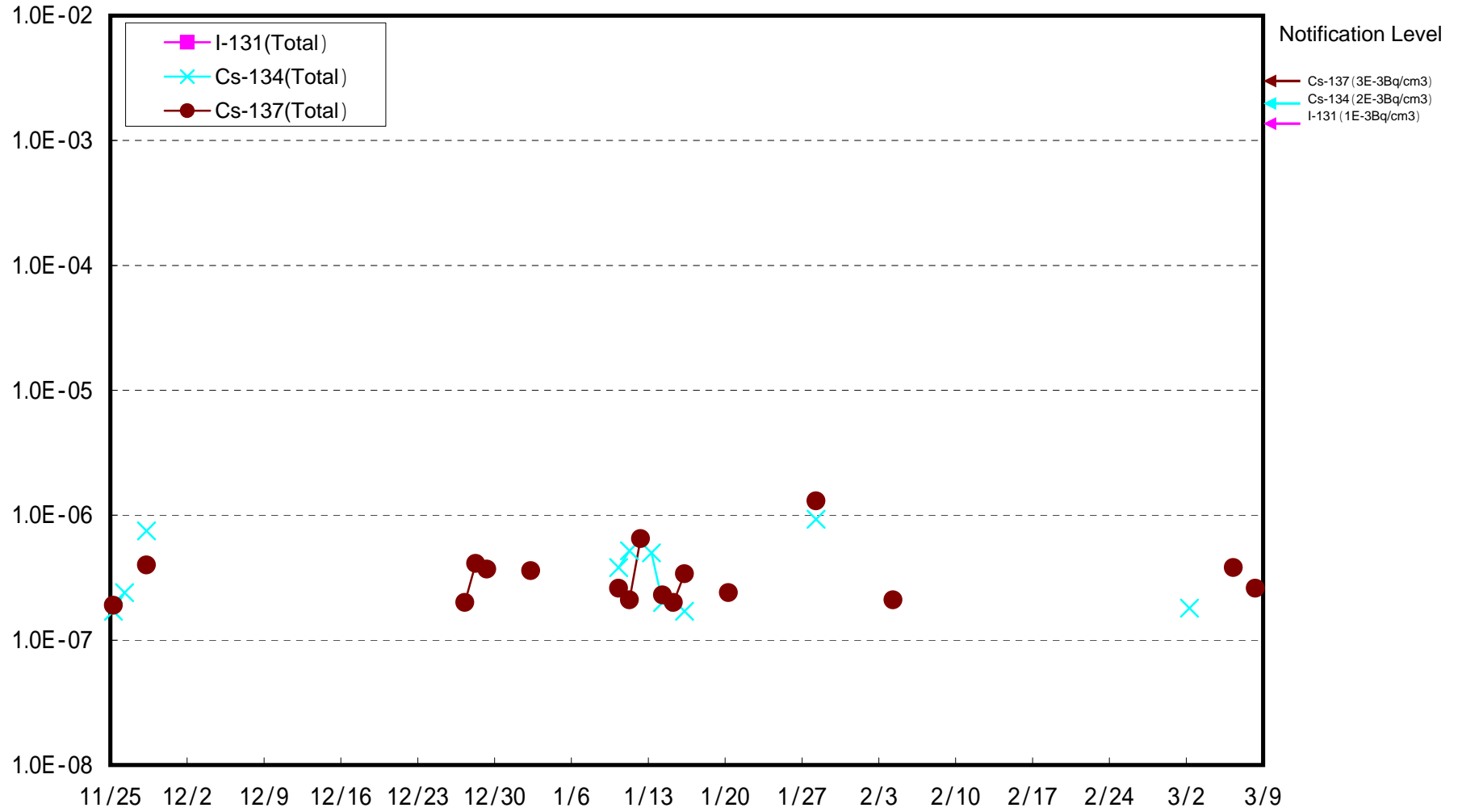
* "ND" means the sampled data is below measurable limit.

The followings show the detection limits. Volatile: I-131: approx. 2E-7Bq/cm³, Cs-134: approx. 4E-7Bq/cm³, Cs-137: approx. 5E-7Bq/cm³

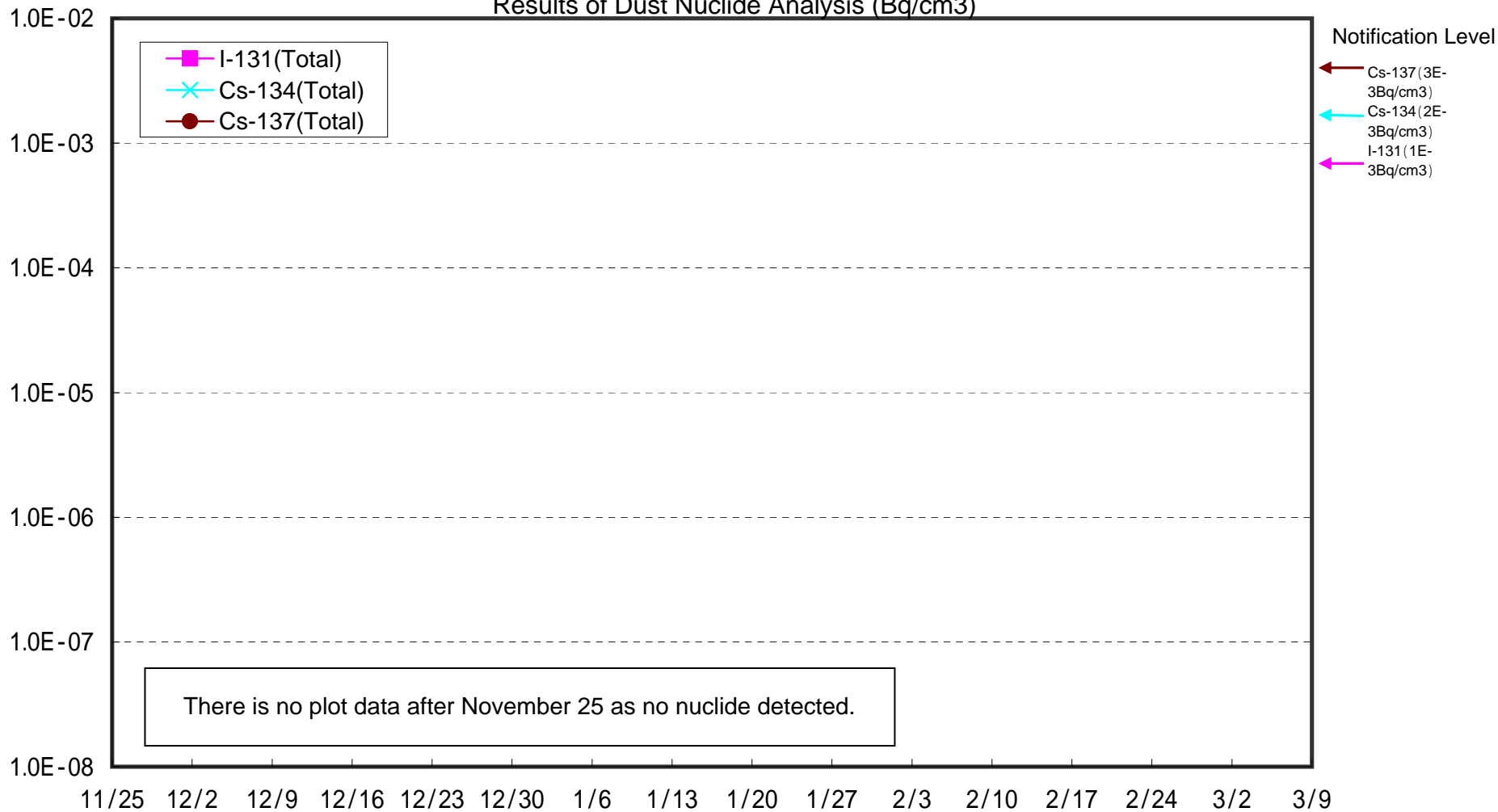
Particulate: I-131: approx. 1E-7Bq/cm³, Cs-134: approx. 2E-7Bq/cm³, Cs-137: approx. 3E-7Bq/cm³

Please note that these nuclides are sometimes detected even when they are below the limits, contingent on the detector or samples.

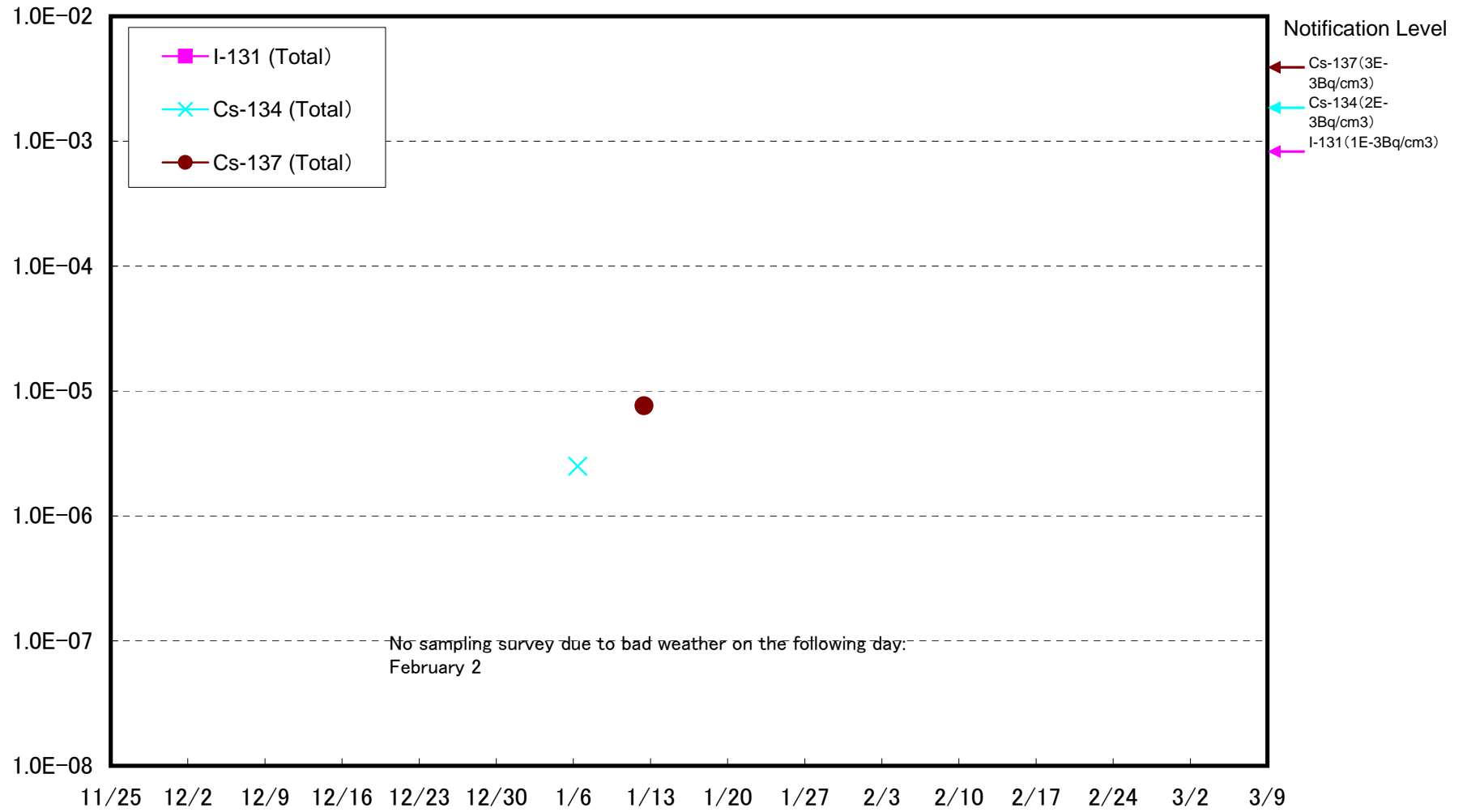
West Gate of Fukushima Daiichi Nuclear Power Station
Results of Dust Nuclide Analysis (Bq/cm³)



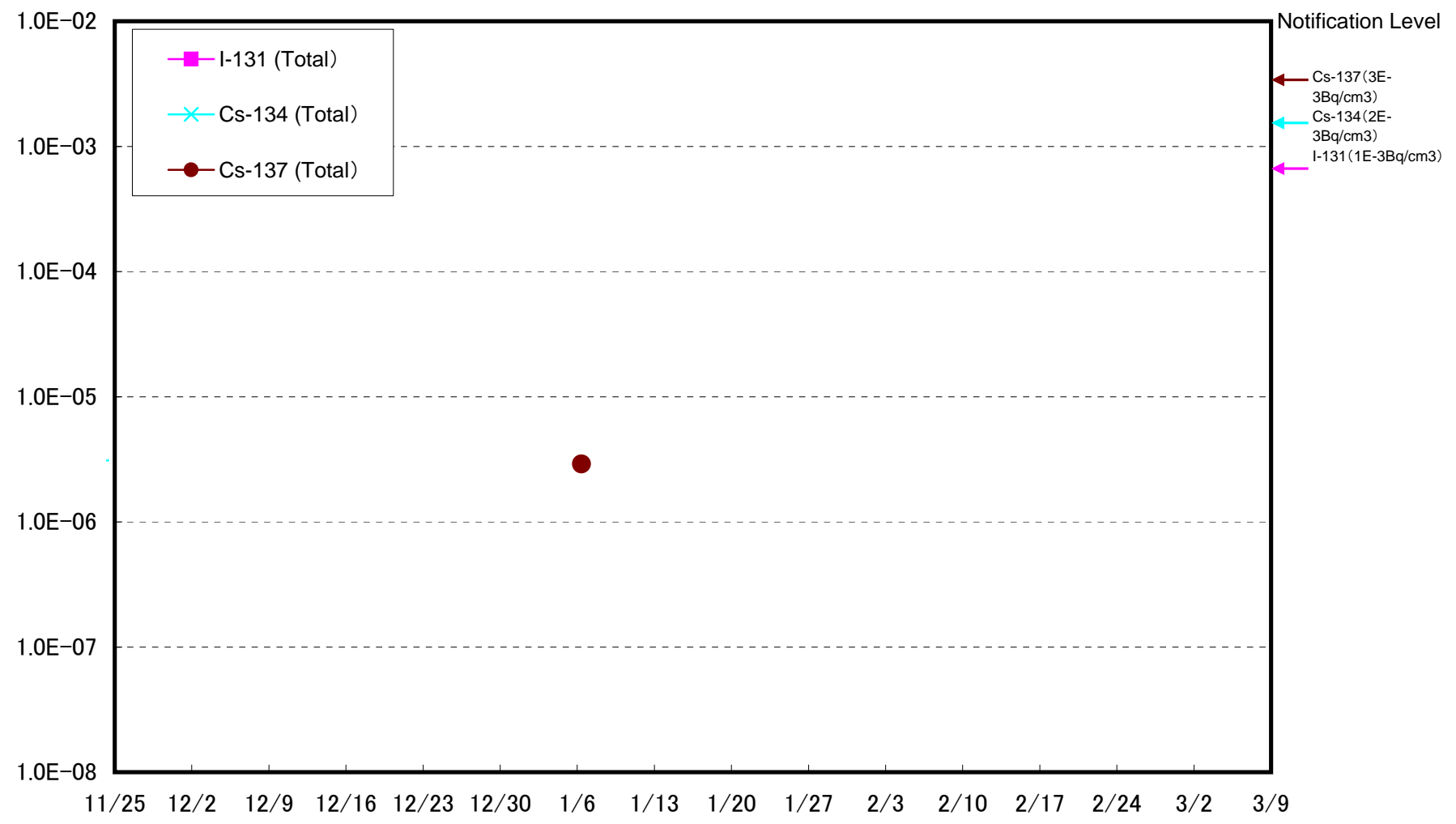
(Reference) Fukushima Daini MP-1
Results of Dust Nuclide Analysis (Bq/cm³)



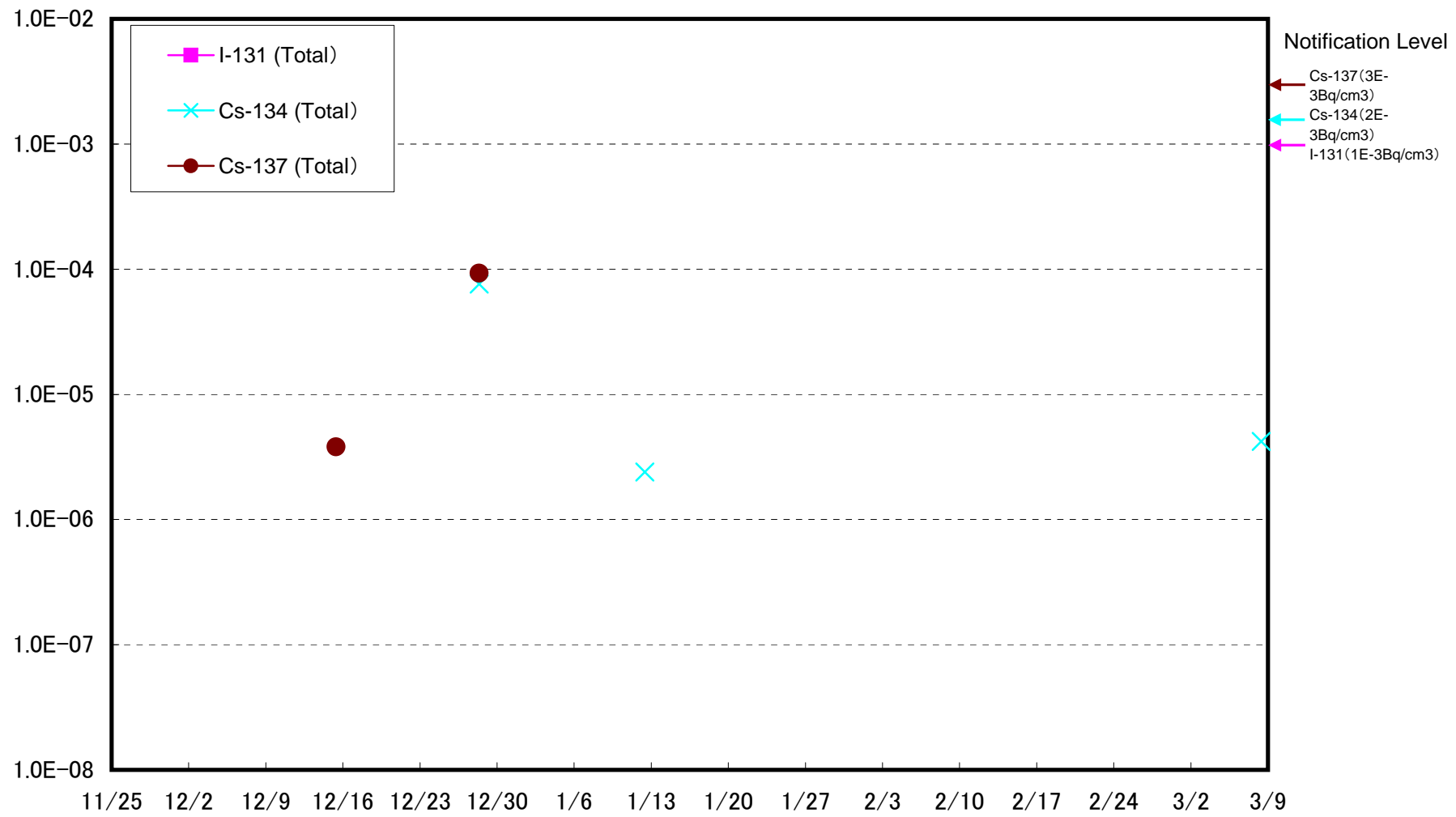
Fukushima Daiichi Unit 1 North Side Slope
Results of Dust Nuclide Analysis (Bq/cm³)



Fukushima Daiichi Unit 1 and Unit 2 West Side Slope
Results of Dust Nuclide Analysis (Bq/cm³)



Fukushima Daiichi Unit 3 and Unit 4 West Side Slope
Results of Dust Nuclide Analysis (Bq/cm³)



Fukushima Daiichi Unit 1 -4 Sea Side
Results of Dust Nuclide Analysis (Bq/cm3)

