

Nuclides Analysis Result of the Radioactive Materials in the Seawater < Coast, Fukushima Daiichi Nuclear Power Station >

(Data summarized on August 15)

Place of Sampling	North of Unit 5-6 Discharge Channel at 1F (Approx. 30m North of Unit 5-6 Discharge Channel)		Around 1F South Discharge Channel of 1F (Approx. 330m South of Unit 1-4 Discharge Channel)		Density Limit Specified by the Reactor Regulation (Bq/L) (The density limit in the water outside the surrounding monitored areas is provided in section 6 of Appendix 2.)
	Aug 14, 2012 7:35 AM		Aug 14, 2012 7:15 AM		
Detected Nuclides (Half-life)	Density of Sample (Bq/L)	Scaling Factor (/)	Density of Sample (Bq/L)	Scaling Factor (/)	
I-131 (Approx. 8 days)	ND	-	ND	-	40
Cs-134 (Approx. 2 years)	2.0	0.03	ND	-	60
Cs-137 (Approx. 30 years)	2.1	0.02	ND	-	90

* The density specified by the Reactor Regulation is converted from Bq/cm³ to Bq/L.

* Data of other nuclides is under evaluation.

* In the case of more than 2 nuclides, the sum of scaling factors to density limits is compared to 1.

* "ND" indicates that the measurement result is below the detection limit.

I-131: Approx. 0.55Bq/L, Cs-134: Approx.1.1Bq/L, Cs-137: Approx.1.4Bq/L

As the detection limit may vary depending on the detectors and sample properties, there are cases where nuclides below the detection limit are detected.

Nuclides Analysis Result of the Radioactive Materials in the Seawater < Coast, Fukushima Daiichi Nuclear Power Station, Remeasurement >

(Data summarized on August 15)

Place of Sampling	North of Unit 5-6 Discharge Channel at 1F (Approx. 30m North of Unit 5-6 Discharge Channel)		Around 1F South Discharge Channel of 1F (Approx. 330m South of Unit 1-4 Discharge Channel)		Density Limit Specified by the Reactor Regulation (Bq/L) (The density limit in the water outside the surrounding monitored areas is provided in section 6 of Appendix 2.)
	Time of Sampling	Aug 7, 2012 7:20 AM	Time of Sampling	Aug 7, 2012 7:00 AM	
Detected Nuclides (Half-life)	Density of Sample (Bq/L)	Scaling Factor (/)	Density of Sample (Bq/L)	Scaling Factor (/)	
I-131 (Approx. 8 days)	ND	-	ND	-	40
Cs-134 (Approx. 2 years)	ND	-	ND	-	60
Cs-137 (Approx. 30 years)	ND	-	ND	-	90

* The density specified by the Reactor Regulation is converted from Bq/cm³ to Bq/L.

* Data of other nuclides is under evaluation.

* In the case of more than 2 nuclides, the sum of scaling factors to density limits is compared to 1.

* "ND" indicates that the measurement result is below the detection limit.

I-131: Approx. 0.22Bq/L, Cs-134: Approx.0.50Bq/L, Cs-137: Approx.0.65Bq/L

As the detection limit may vary depending on the detectors and sample properties, there are cases where nuclides below the detection limit are detected.

Nuclides Analysis Result of the Radioactive Materials in the Seawater < Offshore 1/2 >

(Data summarized on August 15)

Place of Sampling (Place No.)	15km Offshore of Fukushima Daiichi NPS (T-5)				3km Offshore of Iwasawa Shore (T-11)				3km Offshore of Northern Iwaki City (T-12)				Density Limit Specified by the Reactor Regulation (Bq/L) (The density limit in the water outside the surrounding monitored areas is provided in section 6 of Appendix 2.)
	Upper Layer		Lower Layer		Upper Layer		Lower Layer		Upper Layer		Lower Layer		
Time of Sampling	Jul 11, 2012 8:30 AM		Jul 11, 2012 8:30 AM		Jul 11, 2012 7:05 AM		Jul 11, 2012 7:05 AM		Jul 16, 2012 7:45 AM		Jul 16, 2012 7:45 AM		
Detected Nuclides (Half-life)	Density of Sample (Bq/L)	Scaling Factor (/)	Density of Sample (Bq/L)	Scaling Factor (/)	Density of Sample (Bq/L)	Scaling Factor (/)	Density of Sample (Bq/L)	Scaling Factor (/)	Density of Sample (Bq/L)	Scaling Factor (/)	Density of Sample (Bq/L)	Scaling Factor (/)	
Cs-134 (Approx. 2 years)	0.062	0.00	0.0073	0.00	0.039	0.00	0.019	0.00	0.020	0.00	0.016	0.00	60
Cs-137 (Approx. 30 years)	0.089	0.00	0.012	0.00	0.063	0.00	0.029	0.00	0.030	0.00	0.024	0.00	90

Place of Sampling (Place No.)	1km Offshore of Natsui River (T-17-1)				3km Offshore of Toyoma (T-20)				Around 2km Offshore of Kido River (T-S5)				Density Limit Specified by the Reactor Regulation (Bq/L) (The density limit in the water outside the surrounding monitored areas is provided in section 6 of Appendix 2.)
	Upper Layer		Lower Layer		Upper Layer		Lower Layer		Upper Layer		Lower Layer		
Time of Sampling	Jul 16, 2012 7:10 AM		Jul 16, 2012 7:10 AM		Jul 16, 2012 6:50 AM		Jul 16, 2012 6:50 AM		Jul 14, 2012 6:49 AM		Jul 14, 2012 6:49 AM		
Detected Nuclides (Half-life)	Density of Sample (Bq/L)	Scaling Factor (/)	Density of Sample (Bq/L)	Scaling Factor (/)	Density of Sample (Bq/L)	Scaling Factor (/)	Density of Sample (Bq/L)	Scaling Factor (/)	Density of Sample (Bq/L)	Scaling Factor (/)	Density of Sample (Bq/L)	Scaling Factor (/)	
Cs-134 (Approx. 2 years)	0.036	0.00	0.025	0.00	0.034	0.00	0.016	0.00	0.029	0.00	0.053	0.00	60
Cs-137 (Approx. 30 years)	0.053	0.00	0.035	0.00	0.051	0.00	0.023	0.00	0.042	0.00	0.075	0.00	90

* The density specified by the Reactor Regulation is converted from Bq/cm³ to Bq/L.

* In the case of more than 2 nuclides, the sum of scaling factors to density limits is compared to 1.

* Analyzed by : THE GENERAL ENVIRONMENTAL TECHNOS Co., LTD.

Nuclides Analysis Result of the Radioactive Materials in the Seawater < Offshore 2/2 >

(Data summarized on August 15)

Place of Sampling (Place No.)	Around 2km Offshore of 2F (T-S7)												Density Limit Specified by the Reactor Regulation (Bq/L) (The density limit in the water outside the surrounding monitored areas is provided in section 6 of Appendix 2.)
	Upper Layer		Lower Layer		Upper Layer		Lower Layer		Upper Layer		Lower Layer		
Time of Sampling	Jul 14, 2012 6:24 AM		Jul 14, 2012 6:24 AM										
Detected Nuclides (Half-life)	Density of Sample (Bq/L)	Scaling Factor (/)	Density of Sample (Bq/L)	Scaling Factor (/)	Density of Sample (Bq/L)	Scaling Factor (/)	Density of Sample (Bq/L)	Scaling Factor (/)	Density of Sample (Bq/L)	Scaling Factor (/)	Density of Sample (Bq/L)	Scaling Factor (/)	
Cs-134 (Approx. 2 years)	0.069	0.00	0.056	0.00									60
Cs-137 (Approx. 30 years)	0.098	0.00	0.079	0.00									90

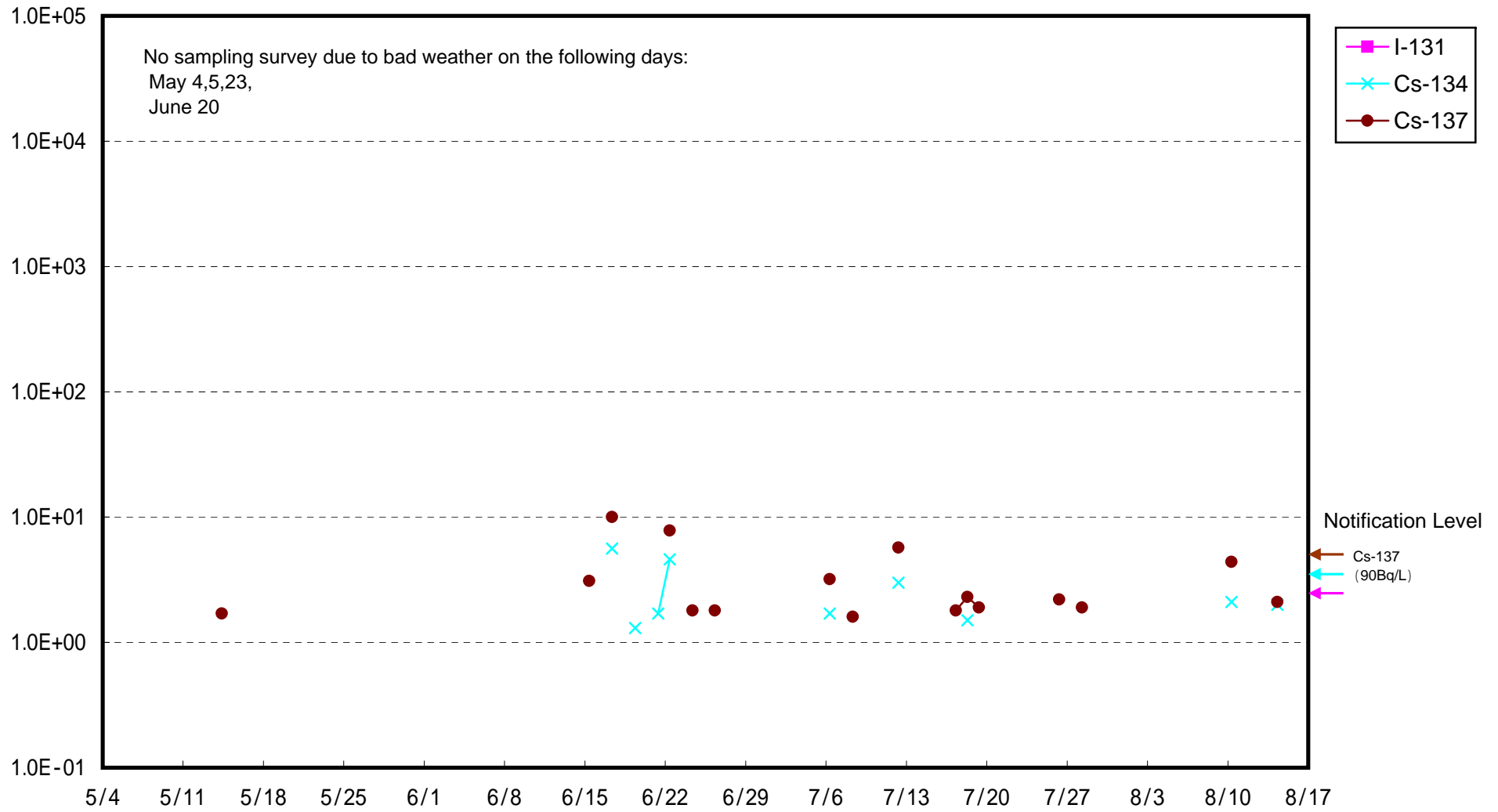
Place of Sampling (Place No.)													Density Limit Specified by the Reactor Regulation (Bq/L) (The density limit in the water outside the surrounding monitored areas is provided in section 6 of Appendix 2.)
	Upper Layer		Lower Layer		Upper Layer		Lower Layer		Upper Layer		Lower Layer		
Time of Sampling													
Detected Nuclides (Half-life)	Density of Sample (Bq/L)	Scaling Factor (/)	Density of Sample (Bq/L)	Scaling Factor (/)	Density of Sample (Bq/L)	Scaling Factor (/)	Density of Sample (Bq/L)	Scaling Factor (/)	Density of Sample (Bq/L)	Scaling Factor (/)	Density of Sample (Bq/L)	Scaling Factor (/)	
Cs-134 (Approx. 2 years)													60
Cs-137 (Approx. 30 years)													90

* The density specified by the Reactor Regulation is converted from Bq/cm³ to Bq/L.

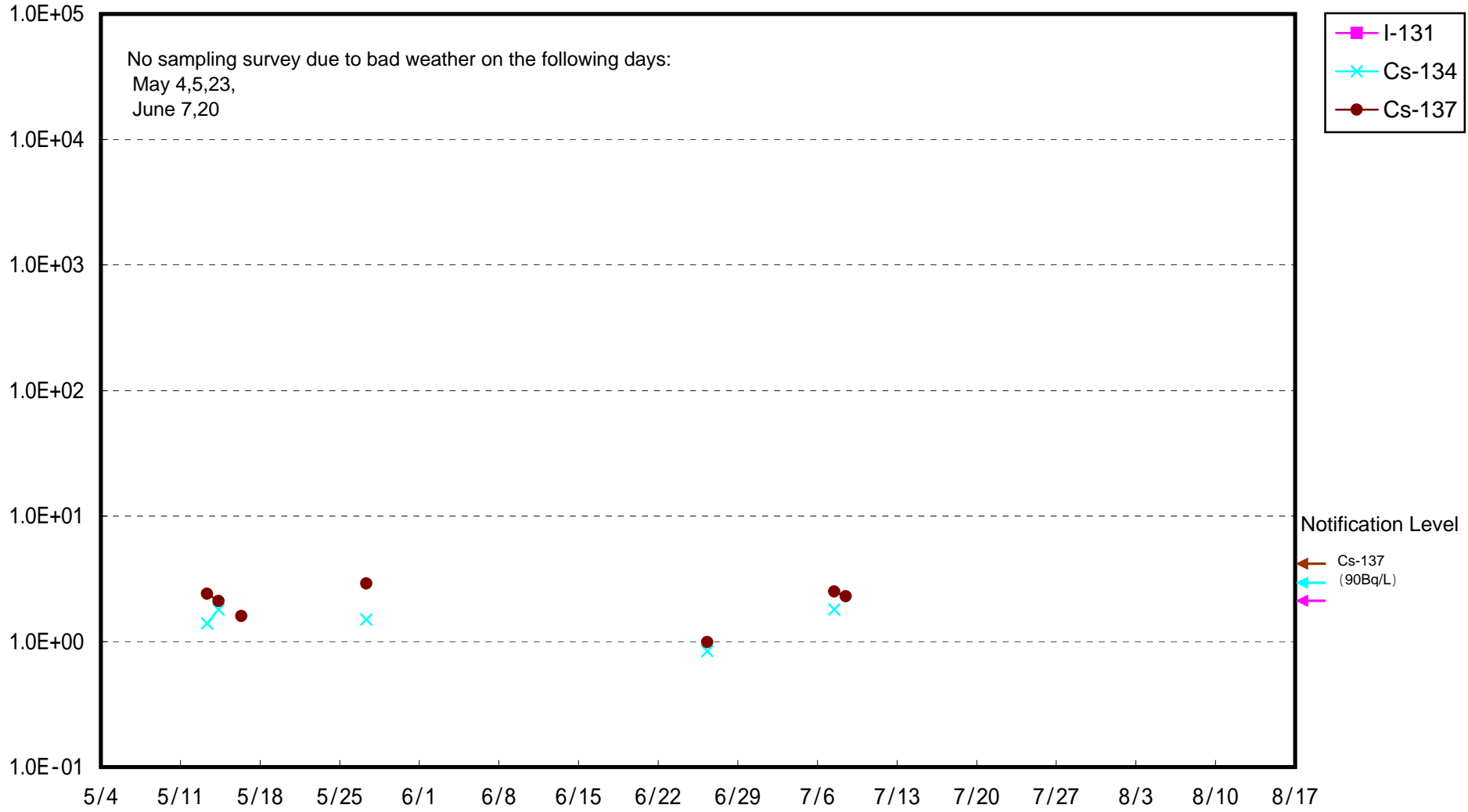
* In the case of more than 2 nuclides, the sum of scaling factors to density limits is compared to 1.

* Analyzed by : THE GENERAL ENVIRONMENTAL TECHNOS Co., LTD.

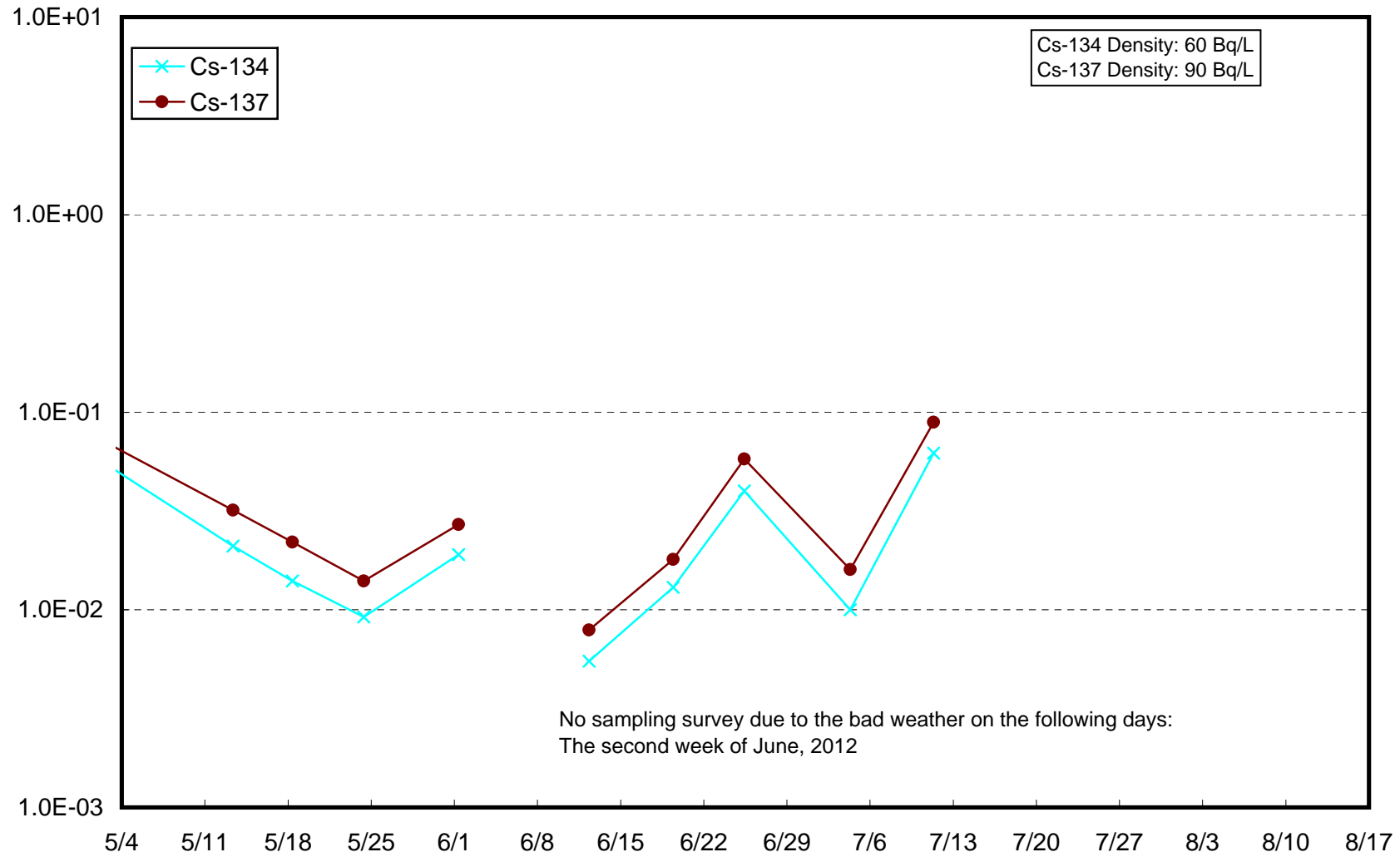
Radioactivity Density of the Seawater at the North of 1F Unit 5-6 Discharge Channel (Bq/L)



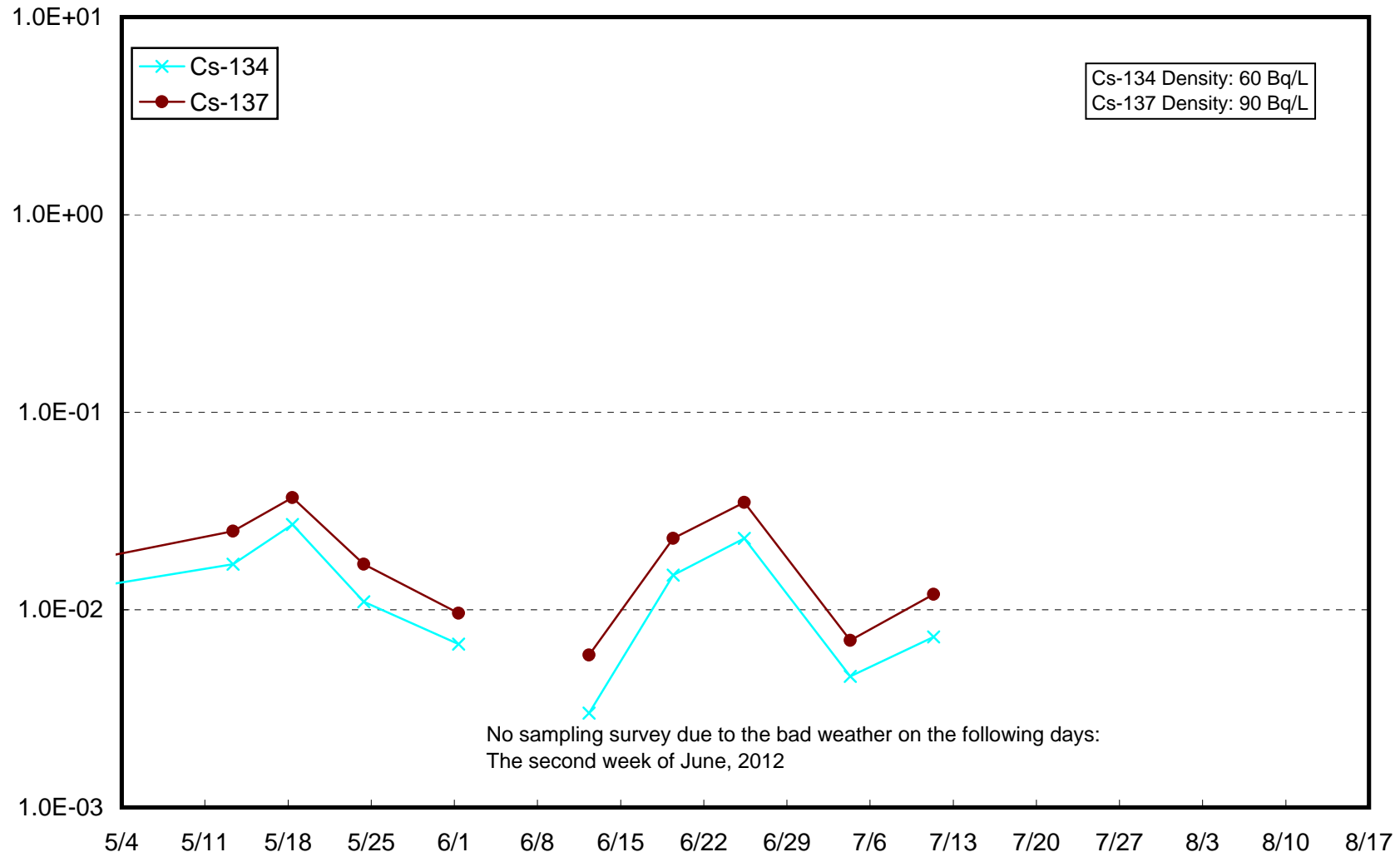
Radioactivity Density of the Seawater at 1F South Discharge Channel (Bq/L)



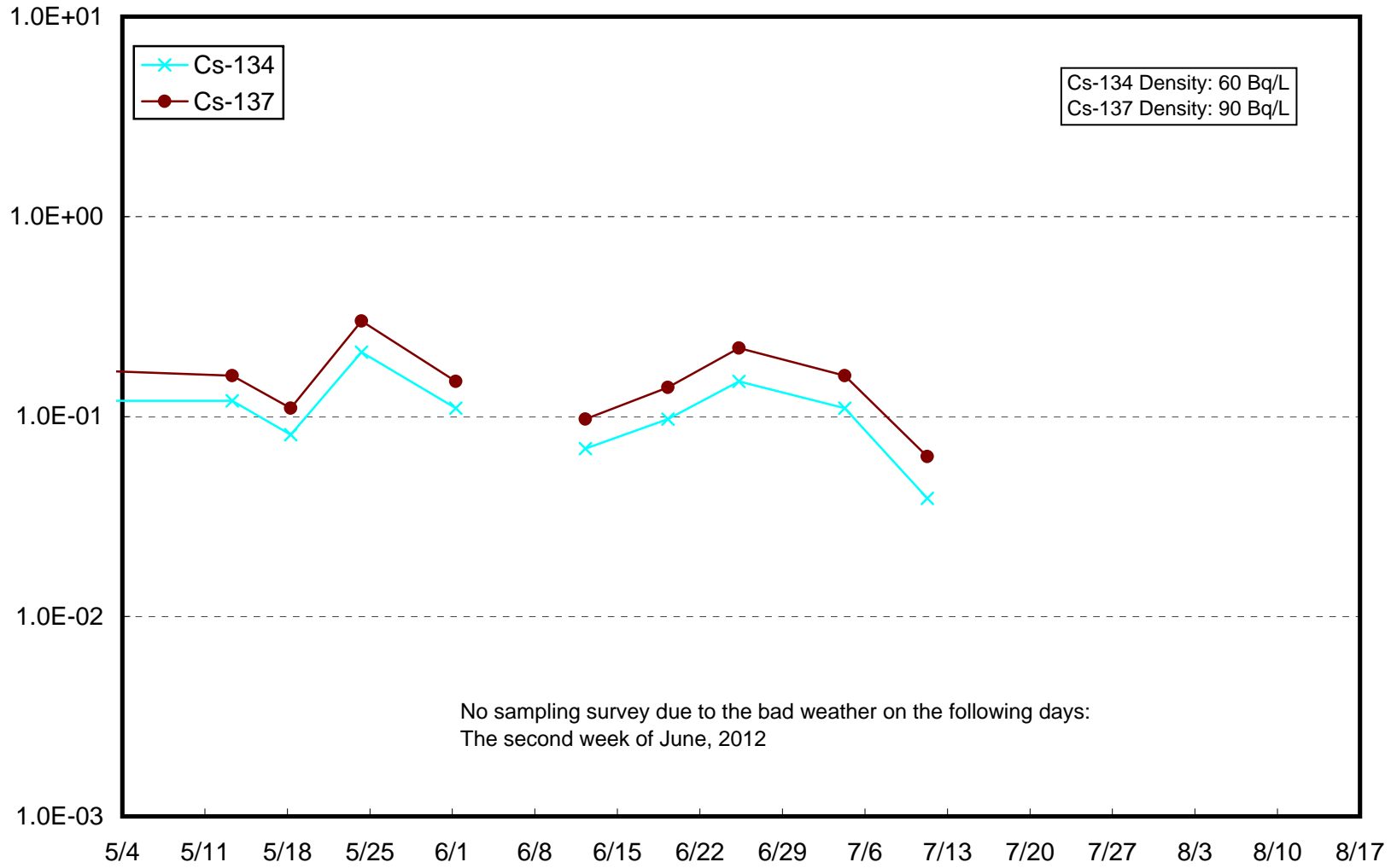
Radioactivity Density of the Seawater at 15km Offshore of Fukushima Daiichi NPS (T-5) Upper Layer (Bq/L)



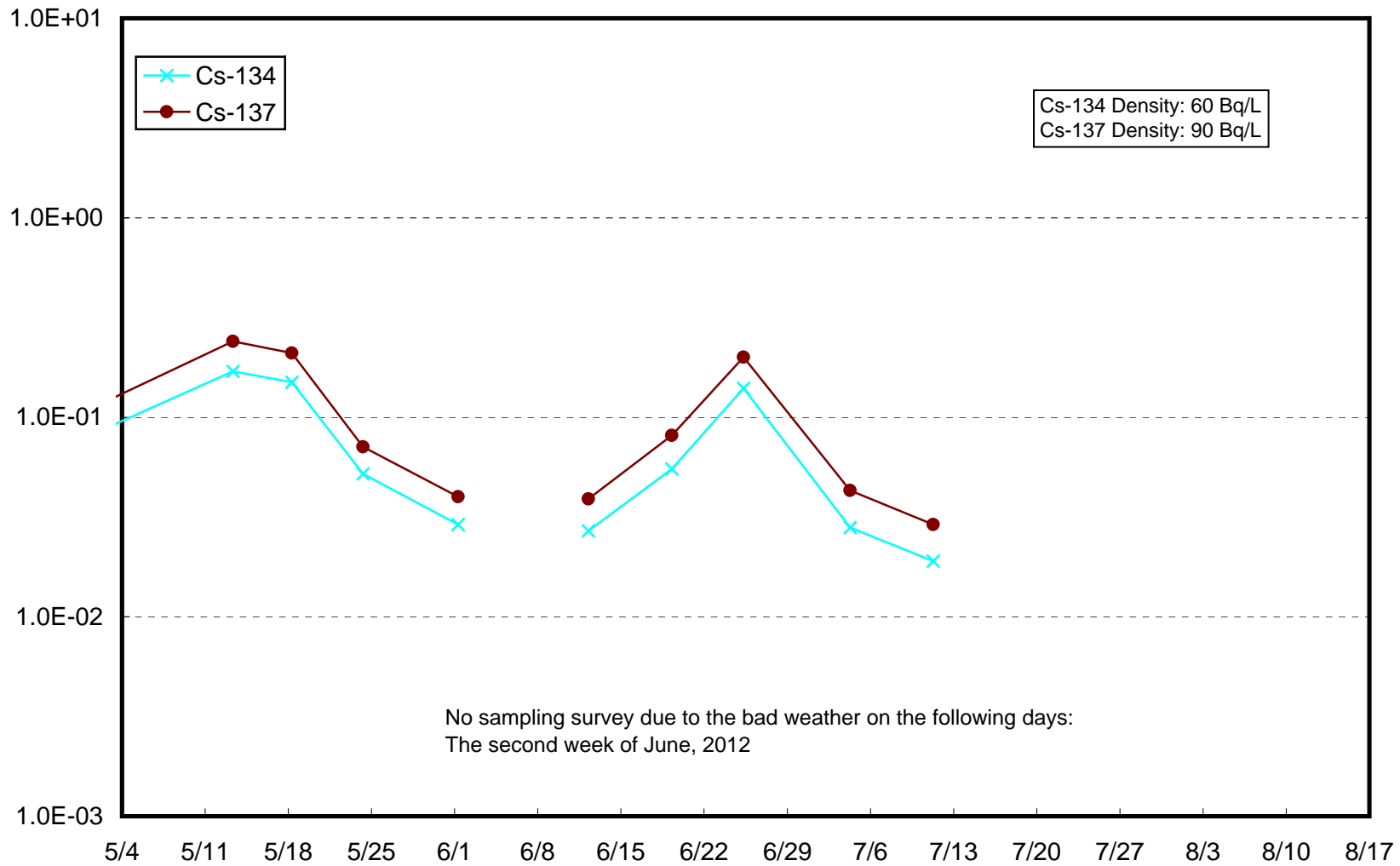
Radioactivity Density of the Seawater at 15km Offshore of Fukushima Daiichi NPS (T-5) Lower Layer (Bq/L)



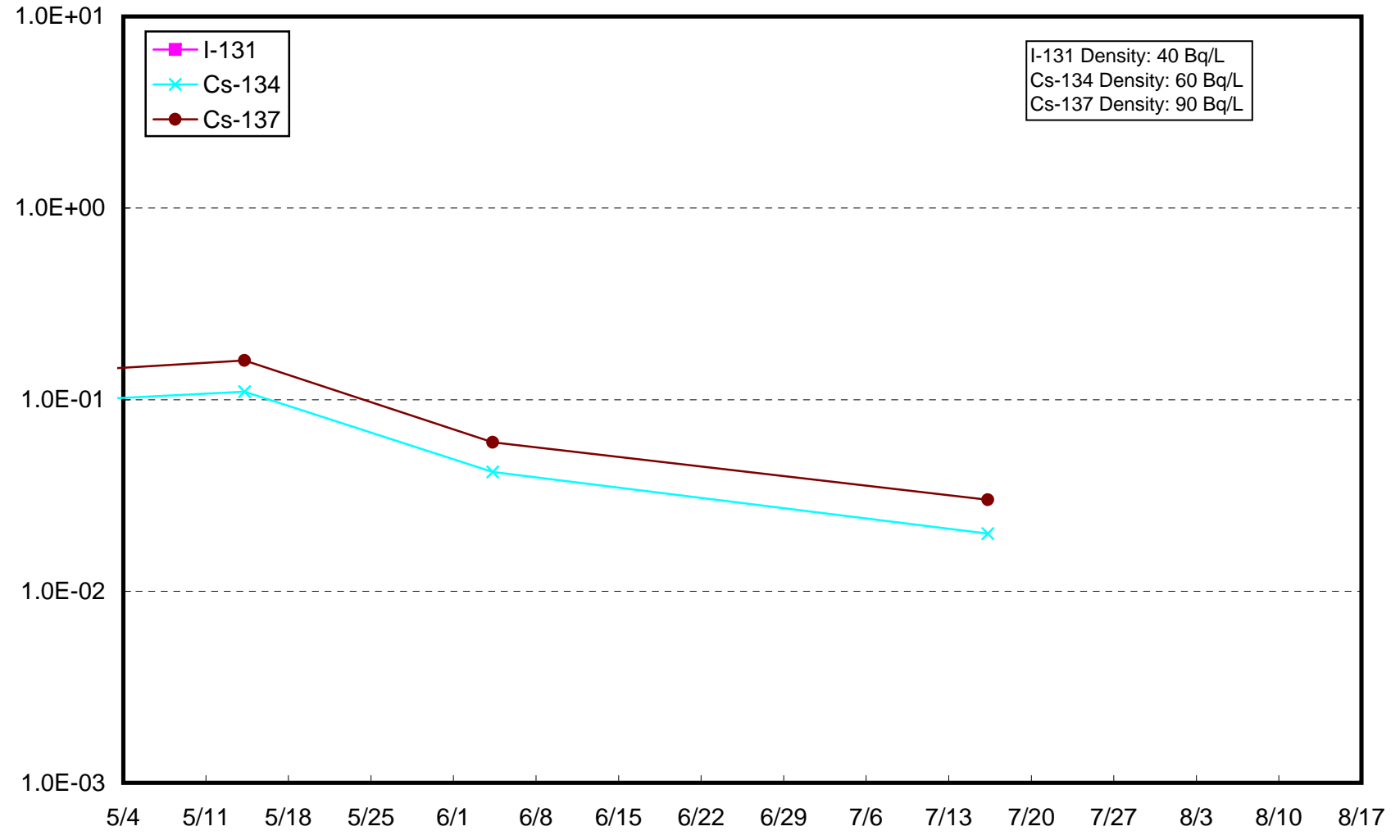
Radioactivity Density of the Seawater at 3km Offshore of Iwasawa Shore (T-11) Upper Layer (Bq/L)



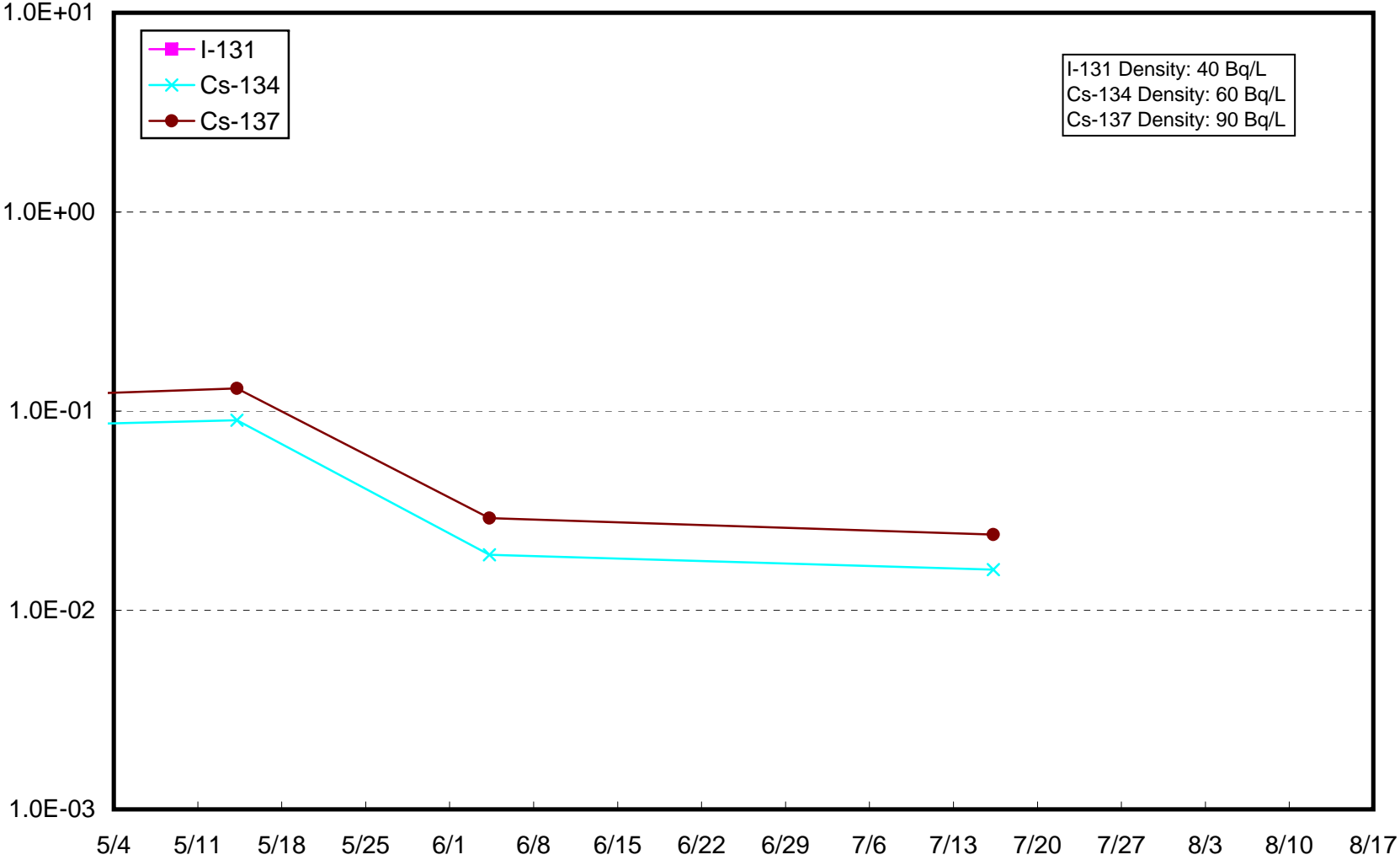
Radioactivity Density of the Seawater at 3km Offshore of Iwasawa Shore (T-11) Lower Layer (Bq/L)



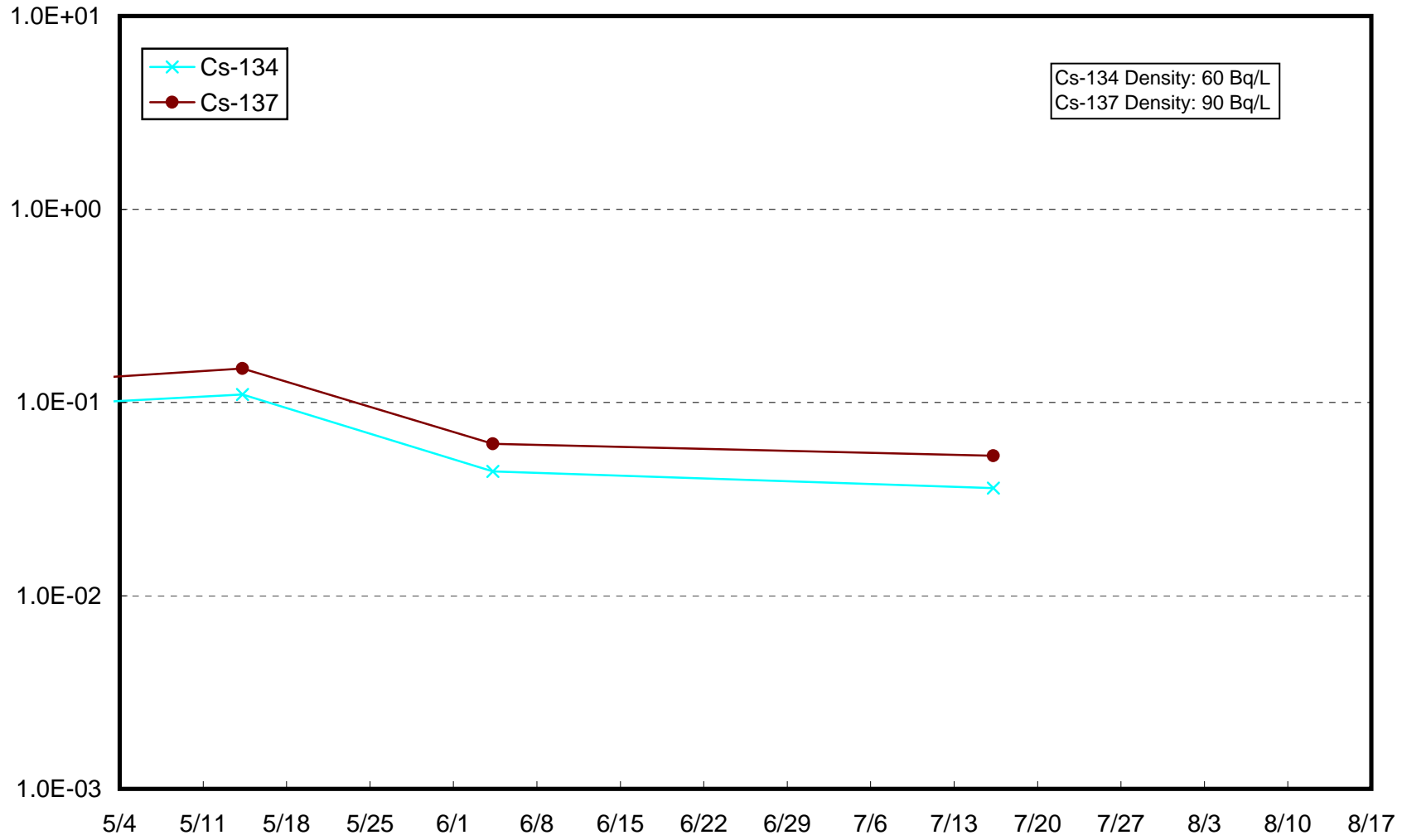
Radioactivity Density of the Seawater at 3km Offshore of North of Iwaki City (T-12) Upper Layer (Bq/L)



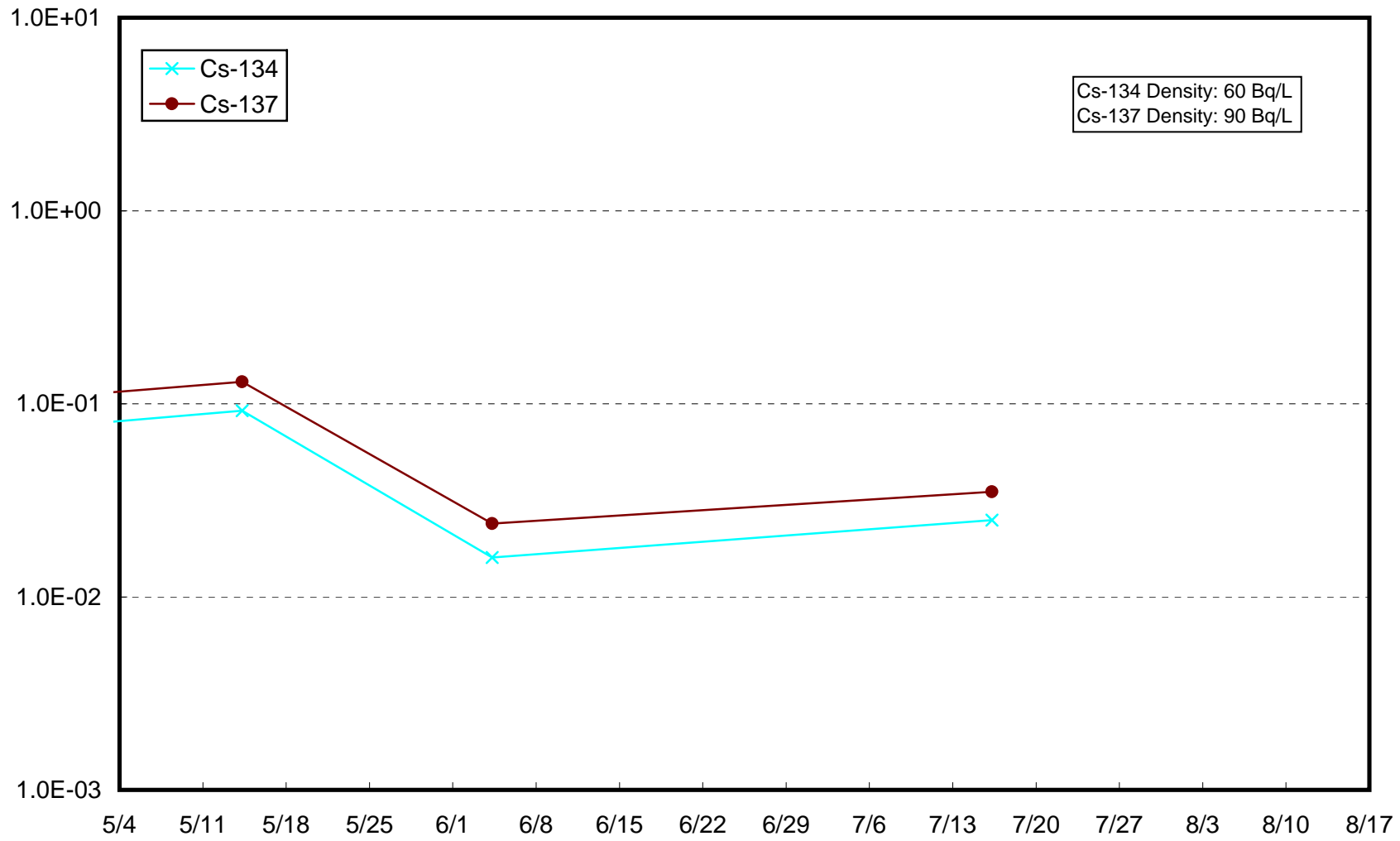
Radioactivity Density of the Seawater at 3km Offshore of North of Iwaki City (T-12) Lower Layer (Bq/L)



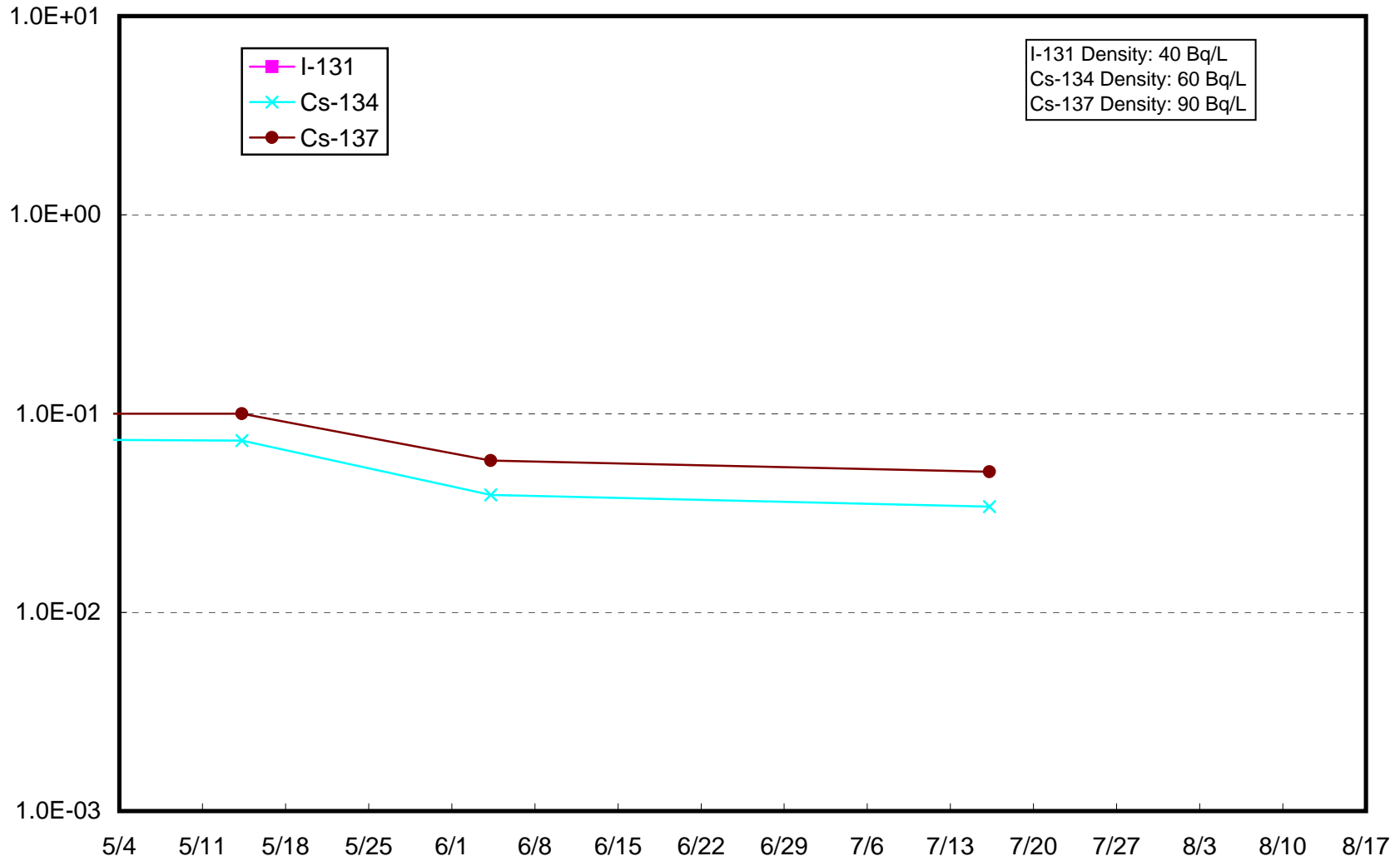
Radioactivity Density of the Seawater at 1km Offshore of Natsui River (T-17-1) Upper Layer (Bq/L)



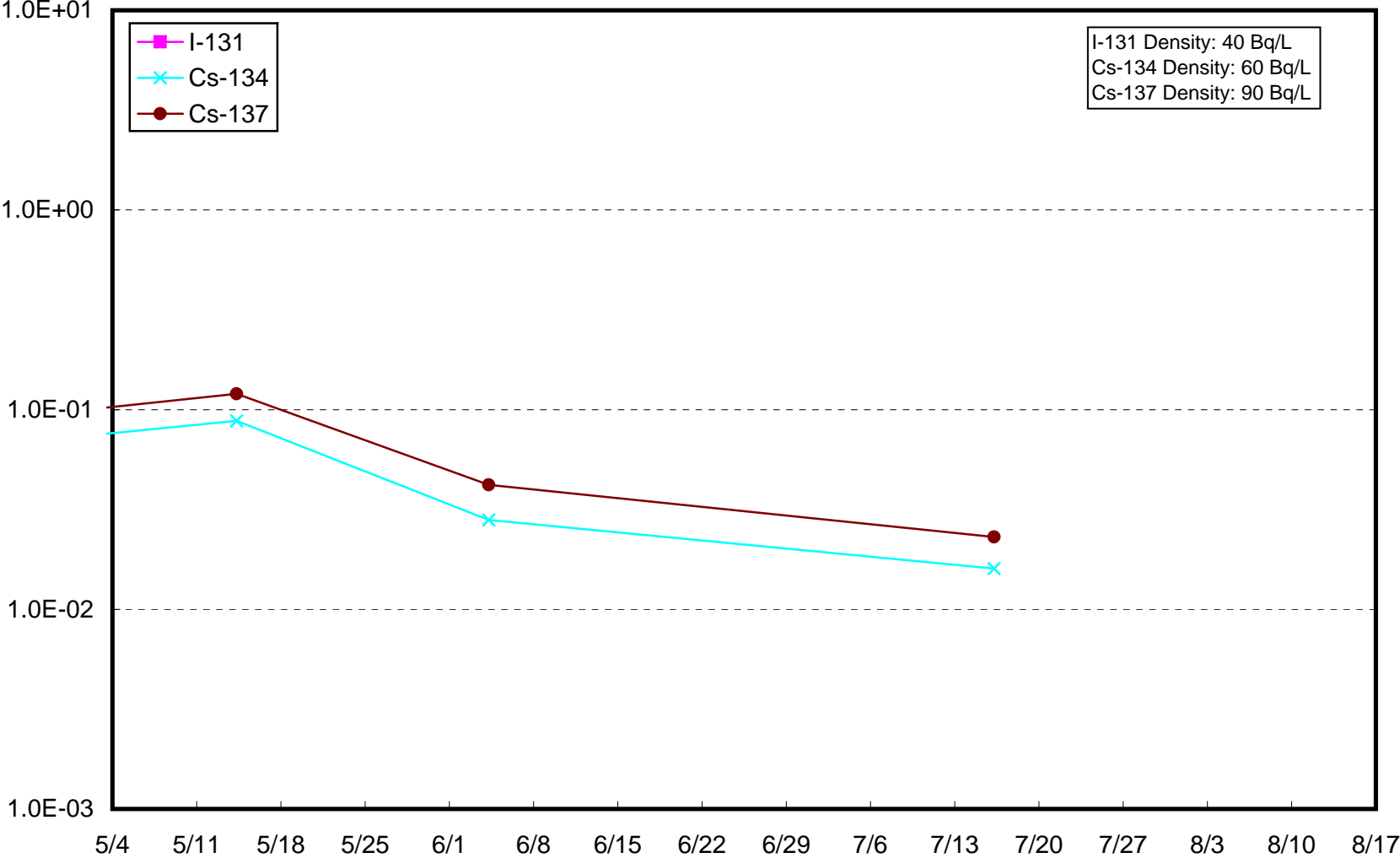
Radioactivity Density of the Seawater at 1km Offshore of Natsui River (T-17-1) Lower Layer (Bq/L)



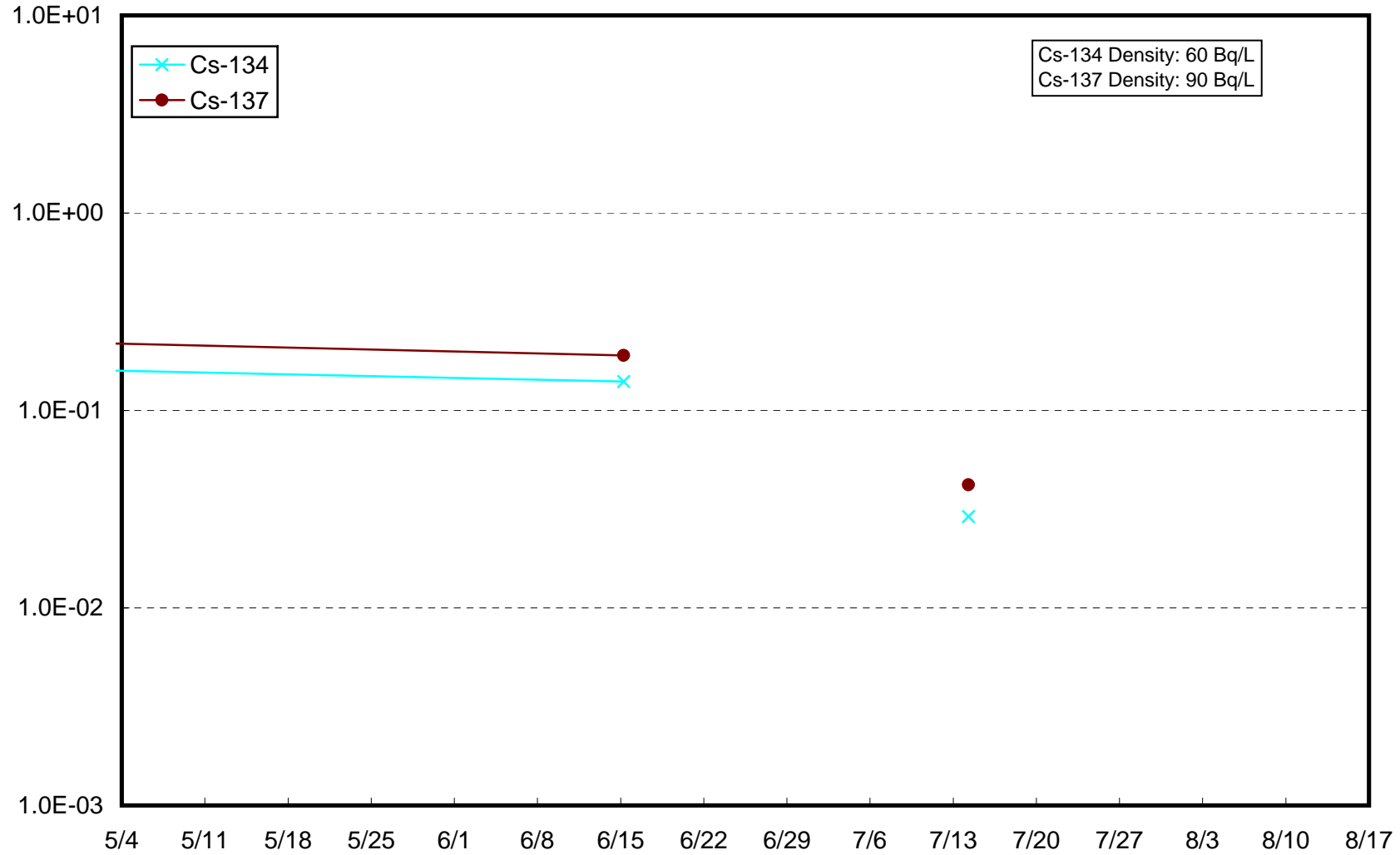
Radioactivity Density of the Seawater at 3km Offshore of Toyoma (T-20) Upper Layer (Bq/L)



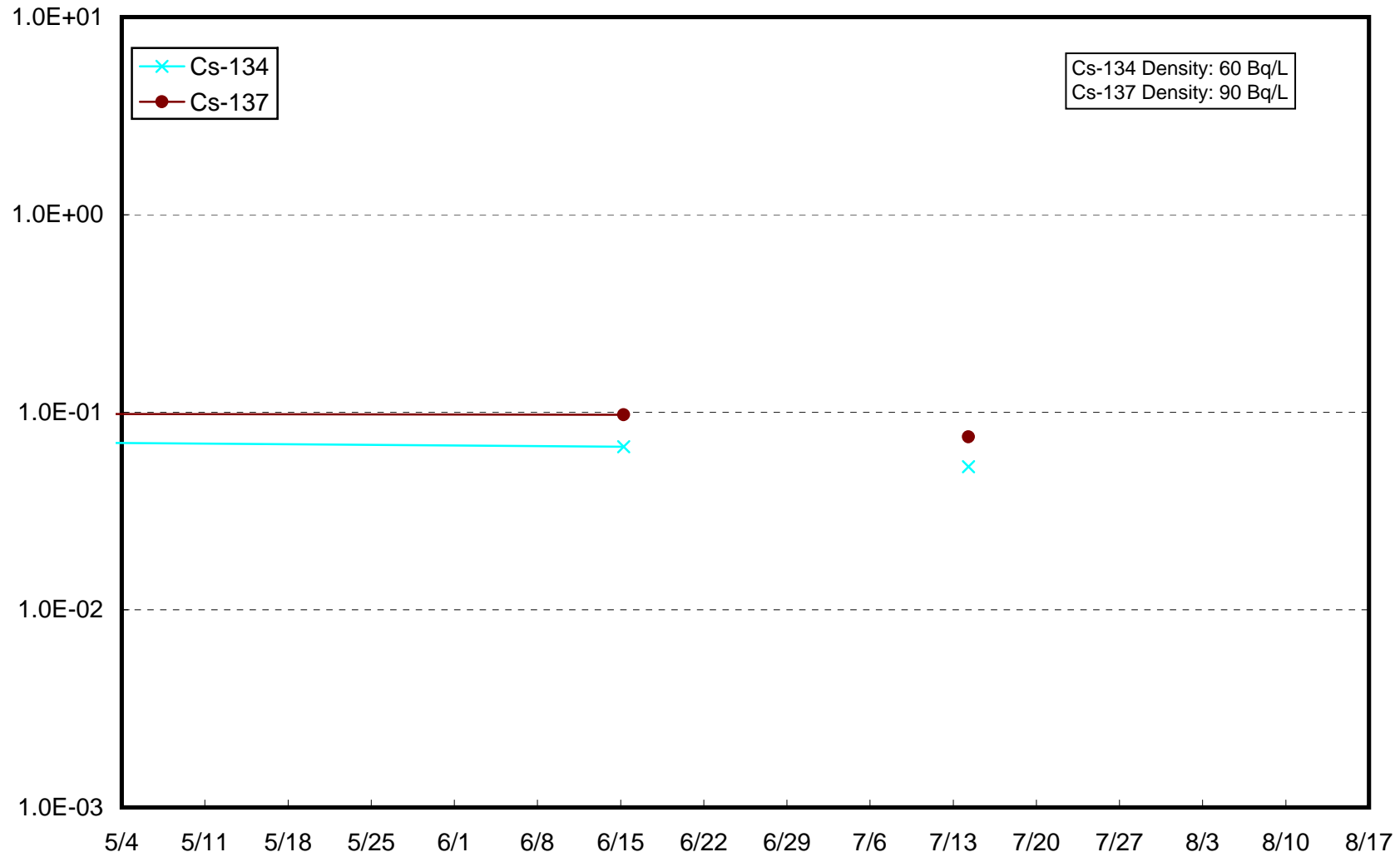
Radioactivity Density of the Seawater at 3km Offshore of Toyoma (T-20) Upper Layer (Bq/L)



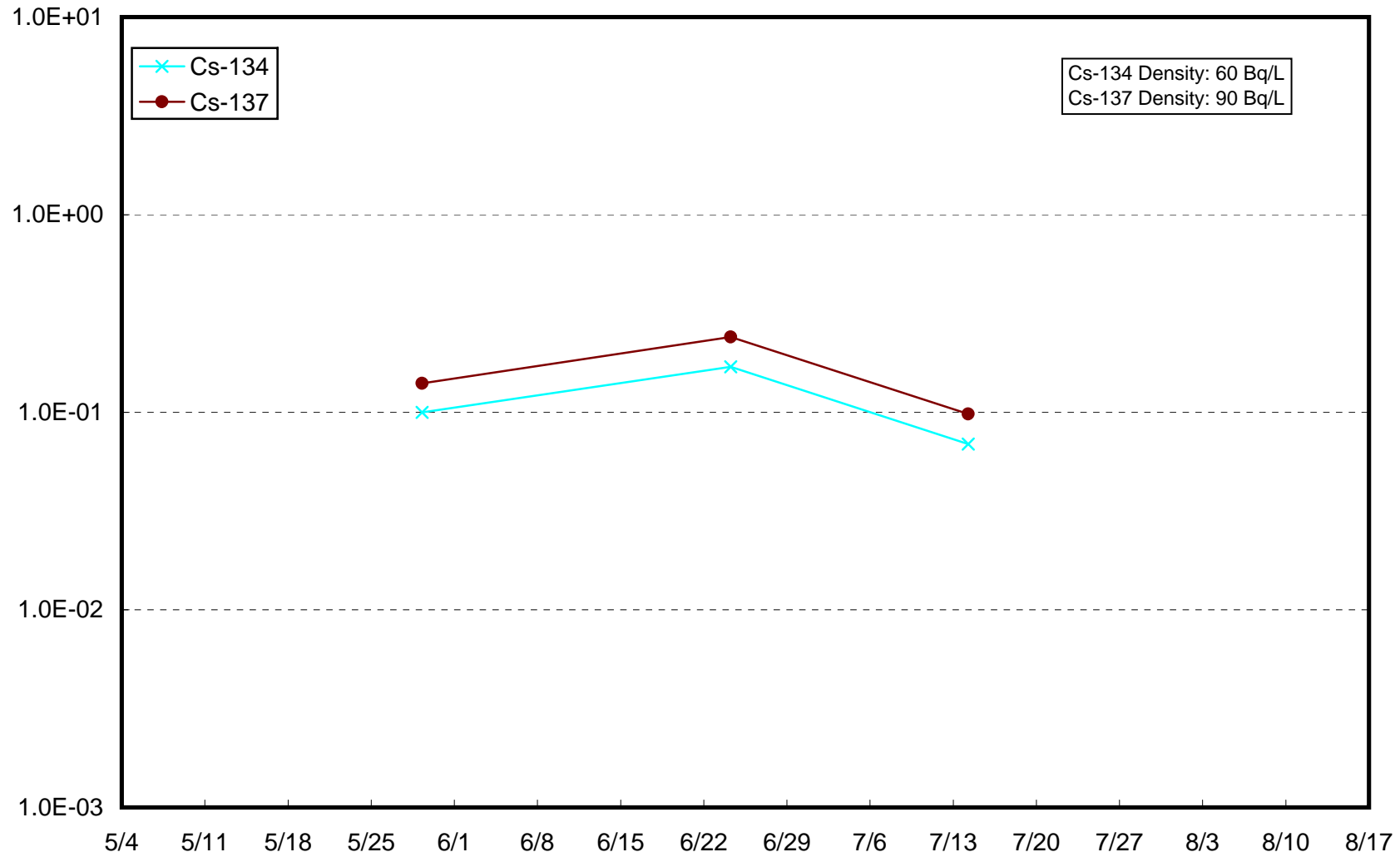
Radioactivity Density of the Seawater at 2km Offshore of Kido River (T-S5) Upper Layer (Bq/L)



Radioactivity Density of the Seawater at 2km Offshore of Kido River (T-S5) Lower Layer (Bq/L)



Radioactivity Density of the Seawater at 2km Offshore of Fukushima Daini NPS (T-S7) Upper Layer (Bq/L)



Radioactivity Density of the Seawater at 2km Offshore of Fukushima Daini NPS (T-S7) Lower Layer (Bq/L)

