

Nuclides Analysis Result of the Radioactive Materials in the Seawater < Coast, Fukushima Daiichi Nuclear Power Station >

(Data summarized on January 25)

Place of Sampling	North of Unit 5-6 Discharge Channel at Fukushima Daiichi NPS (Approx. 30m North of Unit 5-6 Discharge Channel)		Around South Discharge Channel of Fukushima Daiichi NPS (Approx. 1.3km South of Unit 1-4 Discharge Channel)		Density Limit Specified by the Reactor Regulation (Bq/L) (The density limit in the water outside the surrounding monitored areas is provided in section 6 of Appendix 2.)
	Time of Sampling	Jan 24, 2013 7:45 AM	Time of Sampling	Jan 24, 2013 Not Sampled	
Detected Nuclides (Half-life)	Density of Sample (Bq/L)	Scaling Factor (/)	Density of Sample (Bq/L)	Scaling Factor (/)	
I-131 (Approx. 8 days)	ND	-	-	-	40
Cs-134 (Approx. 2 years)	ND	-	-	-	60
Cs-137 (Approx. 30 years)	ND	-	-	-	90

* The density specified by the Reactor Regulation is converted from Bq/cm³ to Bq/L.

* Data of other nuclides is under evaluation.

* In the case of more than 2 nuclides, the sum of scaling factors to density limits is compared to 1.

* "ND" indicates that the measurement result is below the detection limit.

I-131: Approx. 0.43Bq/L, Cs-134: Approx. 1.1Bq/L, Cs-137: Approx. 1.4Bq/L

As the detection limit may vary depending on the detectors and sample properties, there are cases where nuclides below the detection limit are detected.

Sampling were not conducted at 1 points (total: 2 points) due to bad weather.

Nuclides Analysis Result of the Radioactive Materials in the Seawater < Coast, Fukushima Daiichi Nuclear Power Station, Remeasurement >

(Data summarized on January 25)

Place of Sampling	North of Unit 5-6 Discharge Channel at Fukushima Daiichi NPS (Approx. 30m North of Unit 5-6 Discharge Channel)		Around South Discharge Channel of Fukushima Daiichi NPS (Approx. 1.3km South of Unit 1-4 Discharge Channel)		Density Limit Specified by the Reactor Regulation (Bq/L) (The density limit in the water outside the surrounding monitored areas is provided in section 6 of Appendix 2.)
	Time of Sampling Dec 17, 2012 8:20 AM		Time of Sampling Dec 17, 2012 9:10 AM		
Detected Nuclides (Half-life)	Density of Sample (Bq/L)	Scaling Factor (/)	Density of Sample (Bq/L)	Scaling Factor (/)	
Cs-134 (Approx. 2 years)	0.19	0.00	0.32	0.01	60
Cs-137 (Approx. 30 years)	0.33	0.00	0.51	0.01	90

* The density specified by the Reactor Regulation is converted from Bq/cm³ to Bq/L.

* In the case of more than 2 nuclides, the sum of scaling factors to density limits is compared to 1.

* Analysis results by detail analysis (Phosphomolybdic acid ammonium adsorption sampling method) are noted.

* Analyzed by : Tokyo Electric Power Environmental Engineering Co., Inc.

Nuclides Analysis Result of the Radioactive Materials in the Seawater < Coast, Fukushima Daini Nuclear Power Station >

(Data summarized on January 25)

Place of Sampling	2F Around the North Discharge Channel (Around Unit 3-4 Discharge Channel) (Approx. 10km from 1F)		Around the North Side of Asamigawa (Approx. 12km South of Unit 1 & 2 Discharge Channel) (Approx. 24km from 1F)		Density Limit Specified by the Reactor Regulation (Bq/L) (The density limit in the water outside the surrounding monitored areas is provided in section 6 of Appendix 2.)
	Time of Sampling	Dec 18, 2012 10:00 AM	Time of Sampling	Dec 18, 2012 7:30 AM	
Detected Nuclides (Half-life)	Density of Sample (Bq/L)	Scaling Factor (/)	Density of Sample (Bq/L)	Scaling Factor (/)	
I-131 (Approx. 8 days)	ND	-	ND	-	40
Cs-134 (Approx. 2 years)	0.12	0.00	0.057	0.00	60
Cs-137 (Approx. 30 years)	0.19	0.00	0.098	0.00	90

* The density specified by the Reactor Regulation is converted from Bq/cm³ to Bq/L.

* Data of other nuclides is under evaluation.

* In the case of more than 2 nuclides, the sum of scaling factors to density limits is compared to 1.

* "ND" indicates that the measurement result is below the detection limit.

I-131: Approx. 0.45Bq/L

As the detection limit may vary depending on the detectors and sample properties, there are cases where nuclides below the detection limit are detected.

* As to Cs-134 and Cs-137, analysis results by detail analysis (Phosphomolybdic acid ammonium adsorption sampling method) are noted.

Analyzed by Tokyo Electric Power Environmental Engineering Co., Inc.

Nuclides Analysis Result of Radioactive Materials in the Seawater < Offshore >

(Data summarized on January 25)

Place of Sampling (Place No.)	3km Offshore of Ukedo River (T-D1)				3km Offshore of Fukushima Daiichi NPS (T-D5)				3km Offshore of Fukushima Daini NPS (T-D9)				Density Limit Specified by the Reactor Regulation (Bq/L)
	Upper Layer		Lower Layer		Upper Layer		Lower Layer		Upper Layer		Lower Layer		
Time of Sampling	Dec 17, 2012 9:10 AM		Dec 17, 2012 9:10 AM		Dec 17, 2012 8:33 AM		Dec 17, 2012 8:33 AM		Dec 20, 2012 9:01 AM		Dec 20, 2012 9:01 AM		(The density limit in the water outside the surrounding monitored areas is provided in section 6 of Appendix 2.)
Detected Nuclides (Half-life)	Density of Sample (Bq/L)	Scaling Factor (/)	Density of Sample (Bq/L)	Scaling Factor (/)	Density of Sample (Bq/L)	Scaling Factor (/)	Density of Sample (Bq/L)	Scaling Factor (/)	Density of Sample (Bq/L)	Scaling Factor (/)	Density of Sample (Bq/L)	Scaling Factor (/)	
Cs-134 (Approx. 2 years)	0.021	0.00	0.019	0.00	0.020	0.00	0.018	0.00	0.0093	0.00	0.0096	0.00	
Cs-137 (Approx. 30 years)	0.036	0.00	0.036	0.00	0.034	0.00	0.030	0.00	0.016	0.00	0.015	0.00	90

Place of Sampling (Place No.)	/				/				/				Density Limit Specified by the Reactor Regulation (Bq/L)
	Upper Layer		Lower Layer		Upper Layer		Lower Layer		Upper Layer		Lower Layer		
Time of Sampling	/		/		/		/		/		/		(The density limit in the water outside the surrounding monitored areas is provided in section 6 of Appendix 2.)
Detected Nuclides (Half-life)	Density of Sample (Bq/L)	Scaling Factor (/)	Density of Sample (Bq/L)	Scaling Factor (/)	Density of Sample (Bq/L)	Scaling Factor (/)	Density of Sample (Bq/L)	Scaling Factor (/)	Density of Sample (Bq/L)	Scaling Factor (/)	Density of Sample (Bq/L)	Scaling Factor (/)	
Cs-134 (Approx. 2 years)	/	/	/	/	/	/	/	/	/	/	/	/	
Cs-137 (Approx. 30 years)	/	/	/	/	/	/	/	/	/	/	/	/	90

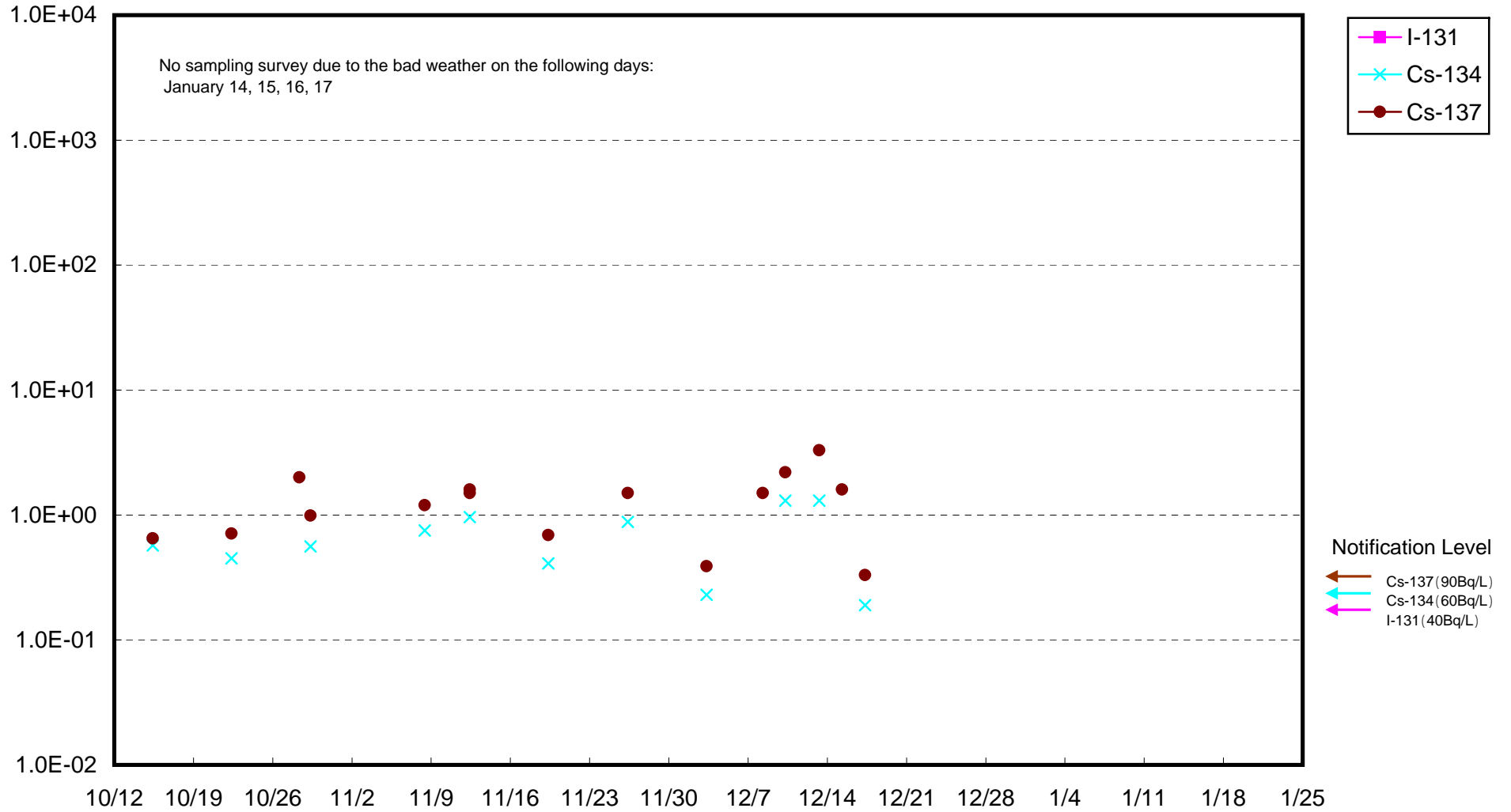
* The density specified by the Reactor Regulation is converted from Bq/cm³ to Bq/L.

* In the case of more than 2 nuclides, the sum of scaling factors to density limits is compared to 1.

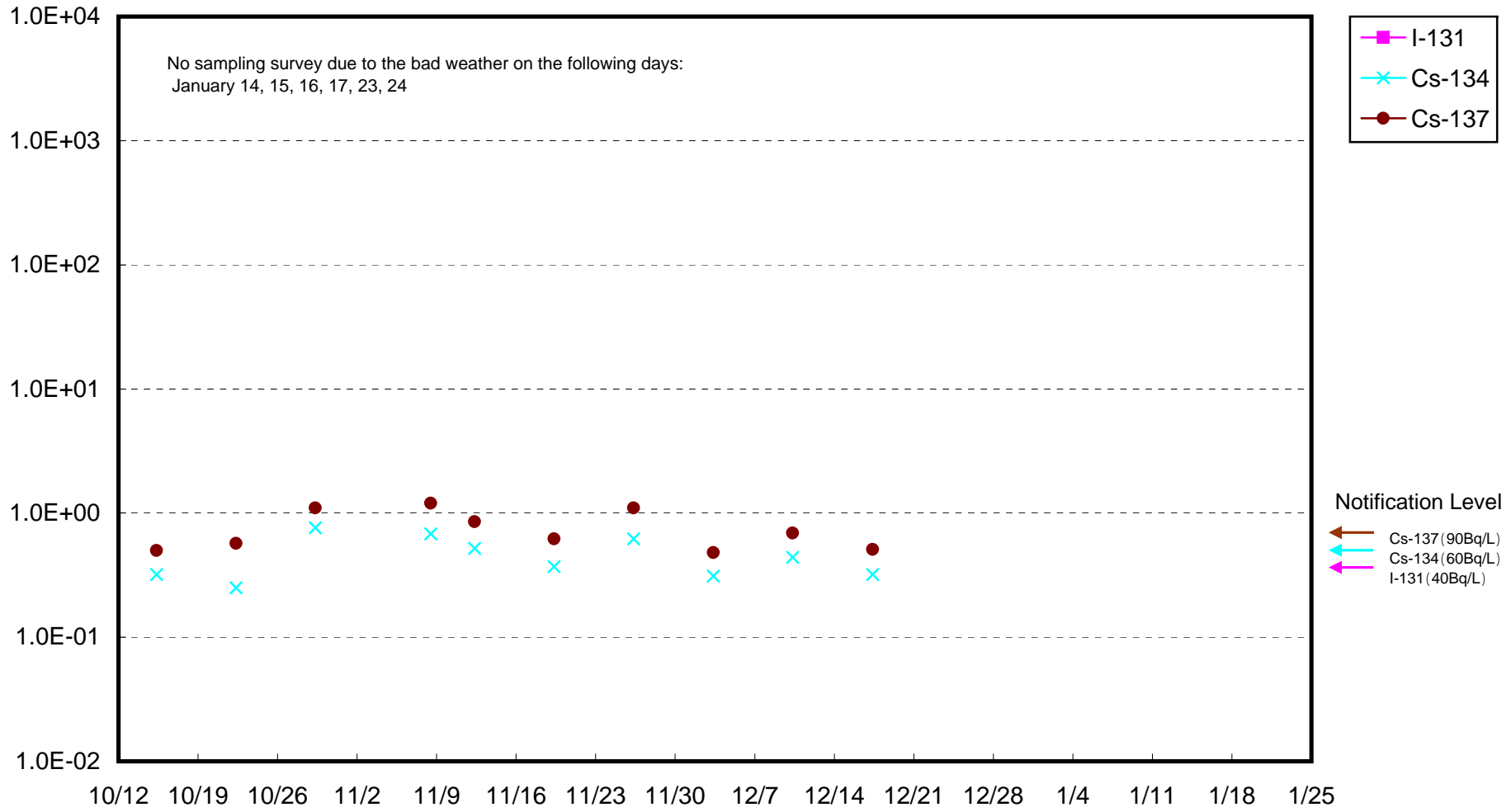
* Analysis results by detail analysis (Phosphomolybdic acid ammonium adsorption sampling method) are noted.

* Analyzed by: Tokyo Electric Power Environmental Engineering Co., Inc.

Radioactivity Density of the Seawater at 1F Units 5-6 North Discharge Channel (Bq/L)



Radioactivity Density of the Seawater at 1F South Discharge Channel (Bq/L)

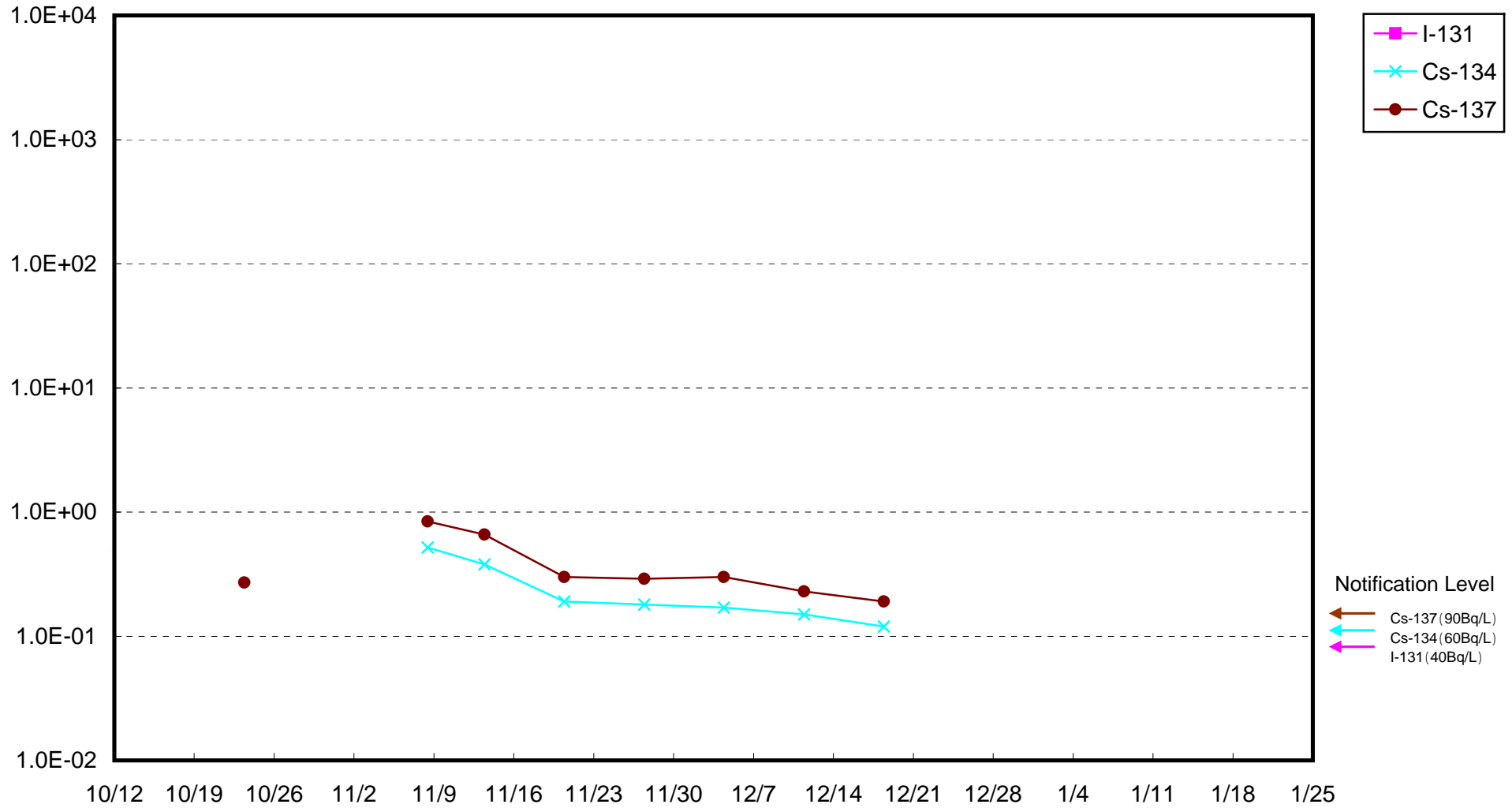


Notification Level

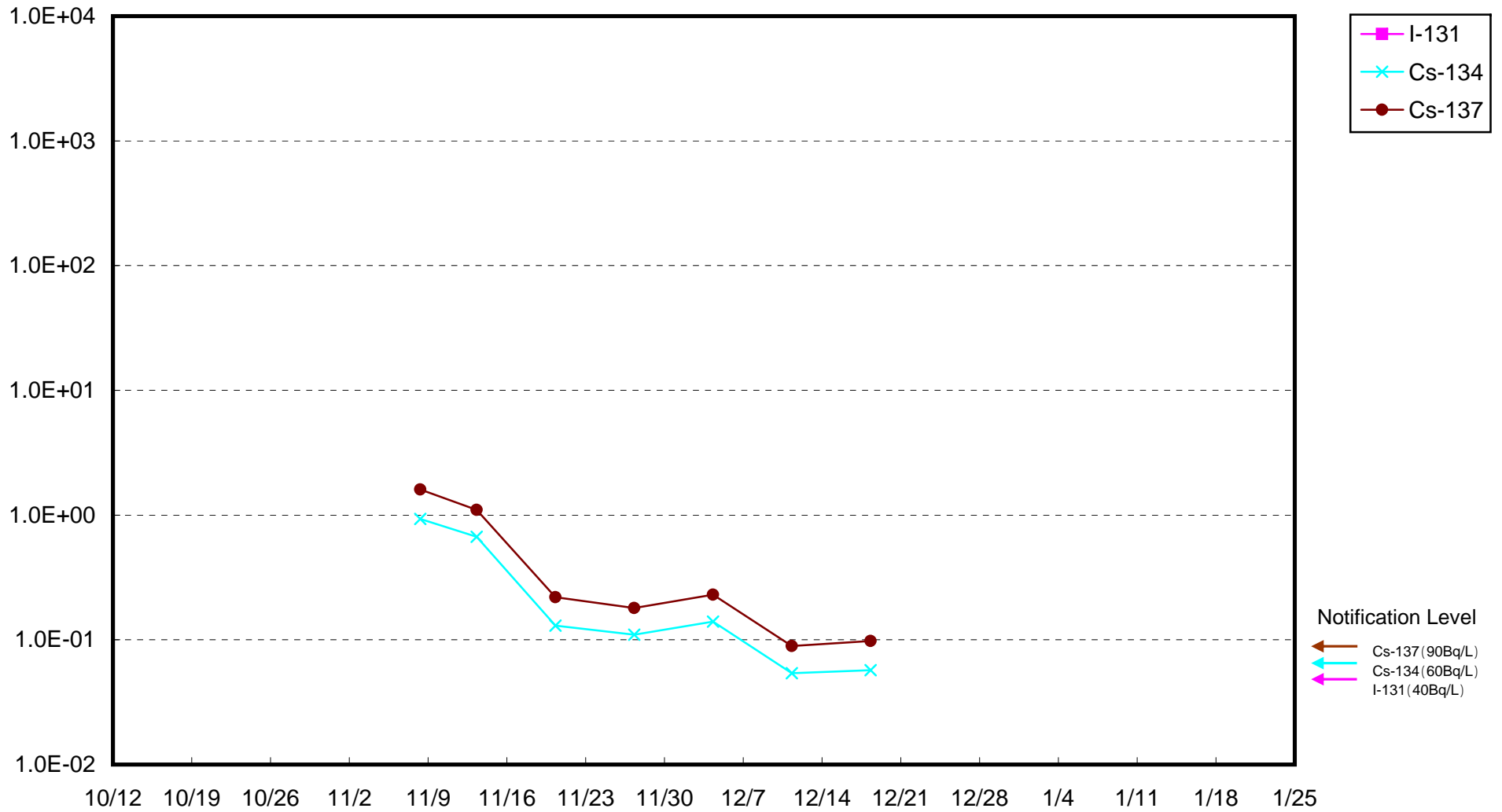
- ← Cs-137 (90Bq/L)
- ← Cs-134 (60Bq/L)
- ← I-131 (40Bq/L)

Sampling was conducted at around South Discharge Channel of Fukushima Daiichi NPS (approx. 330m south of Units 1-4 Discharge Channel) until November 25, 2012.

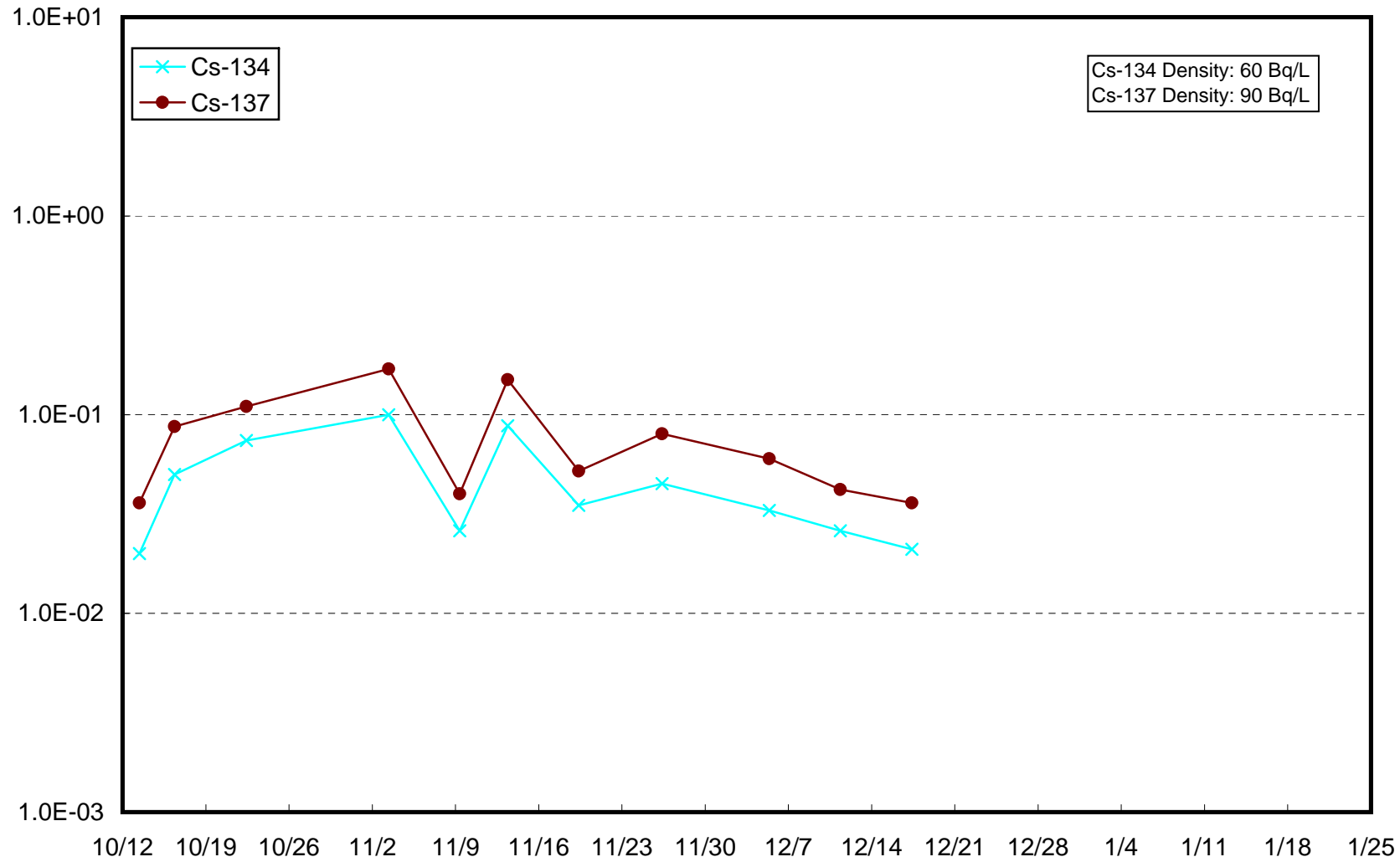
Radioactivity Density of the Seawater at 2F North Discharge Channel (Bq/L)



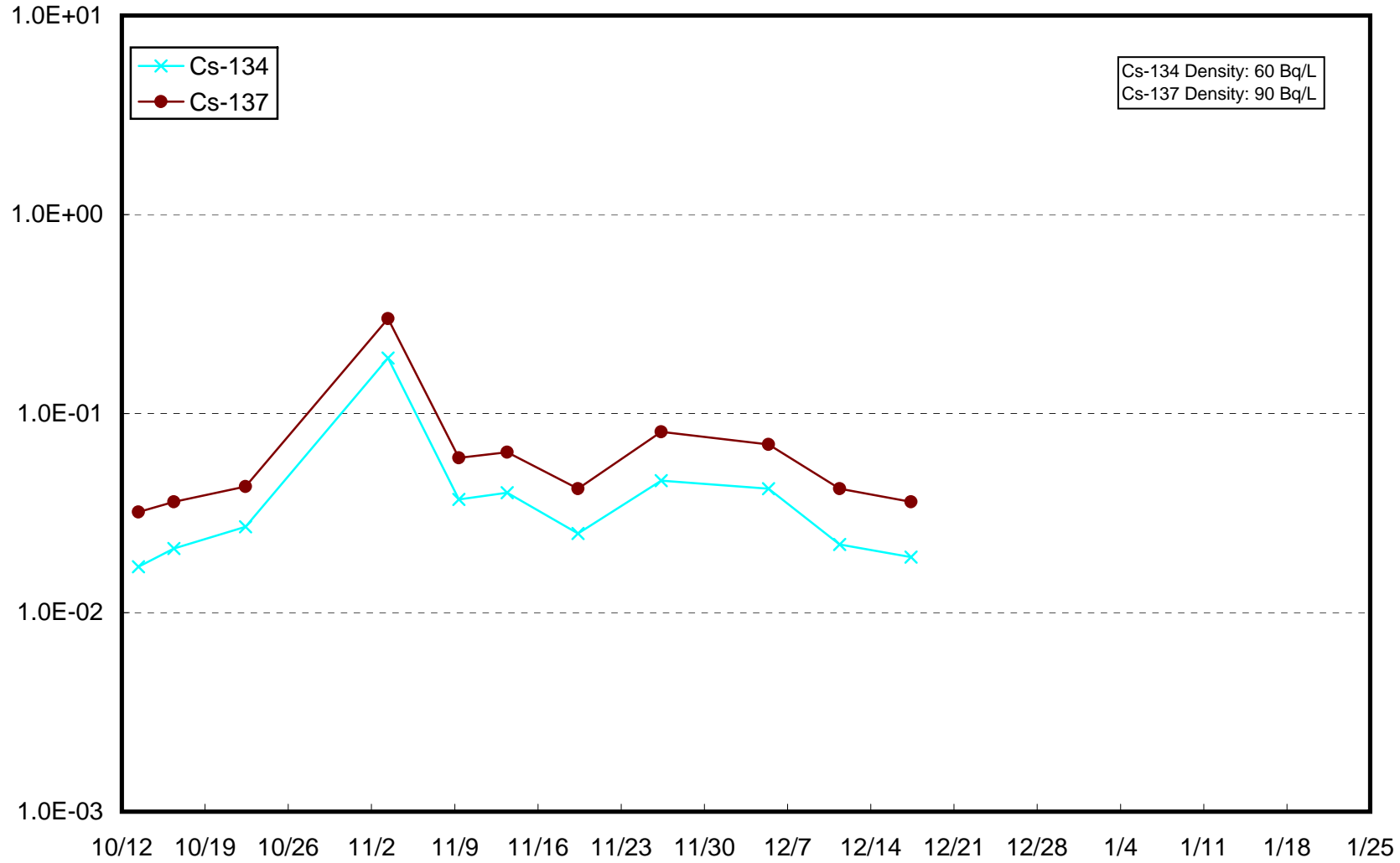
Radioactivity Density of the Seawater at Around the North of Asamigawa (Bq/L)



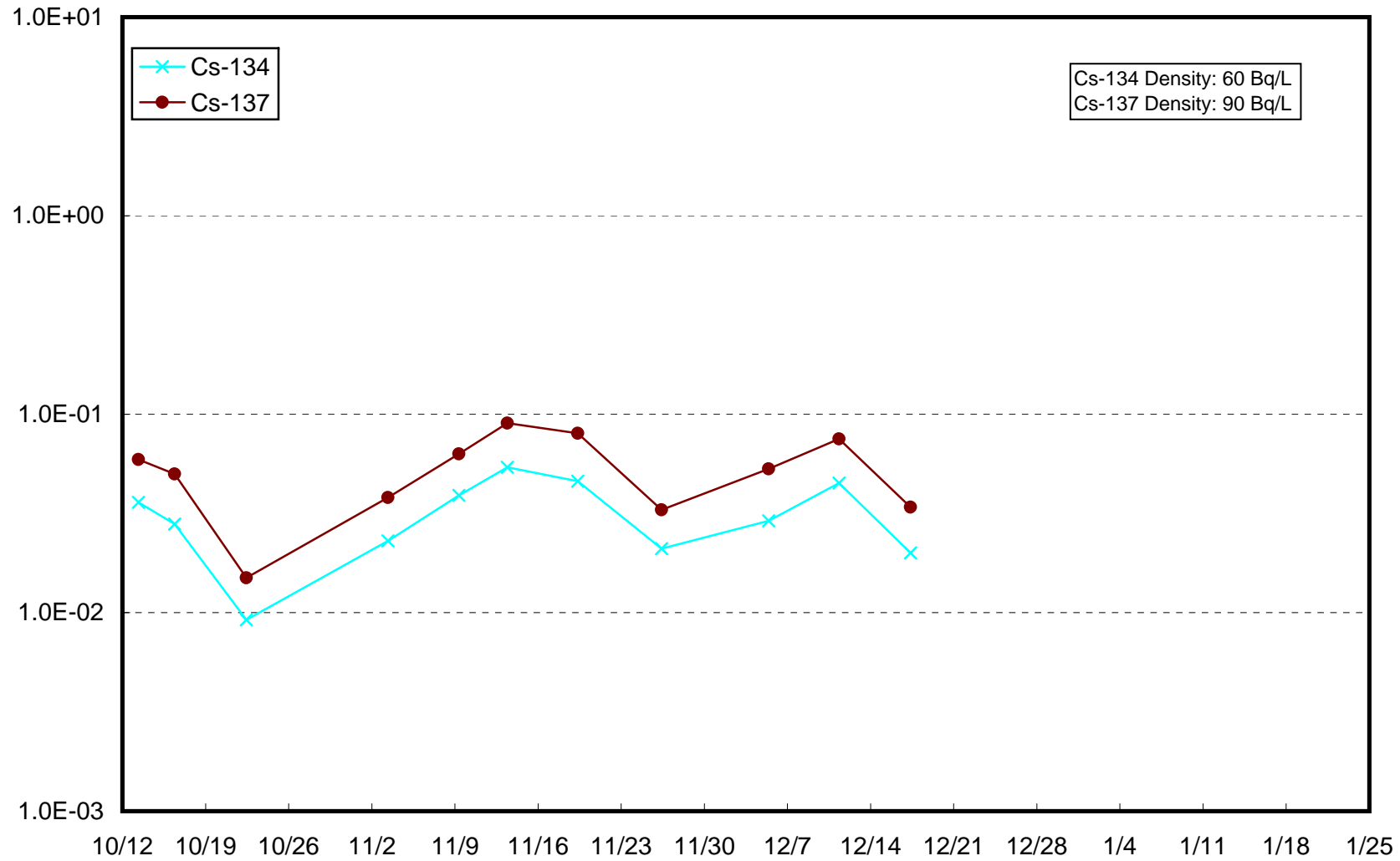
Radioactivity Density of the Seawater at 3km Offshore of Ukedo River (T-D1) Upper Layer (Bq/L)



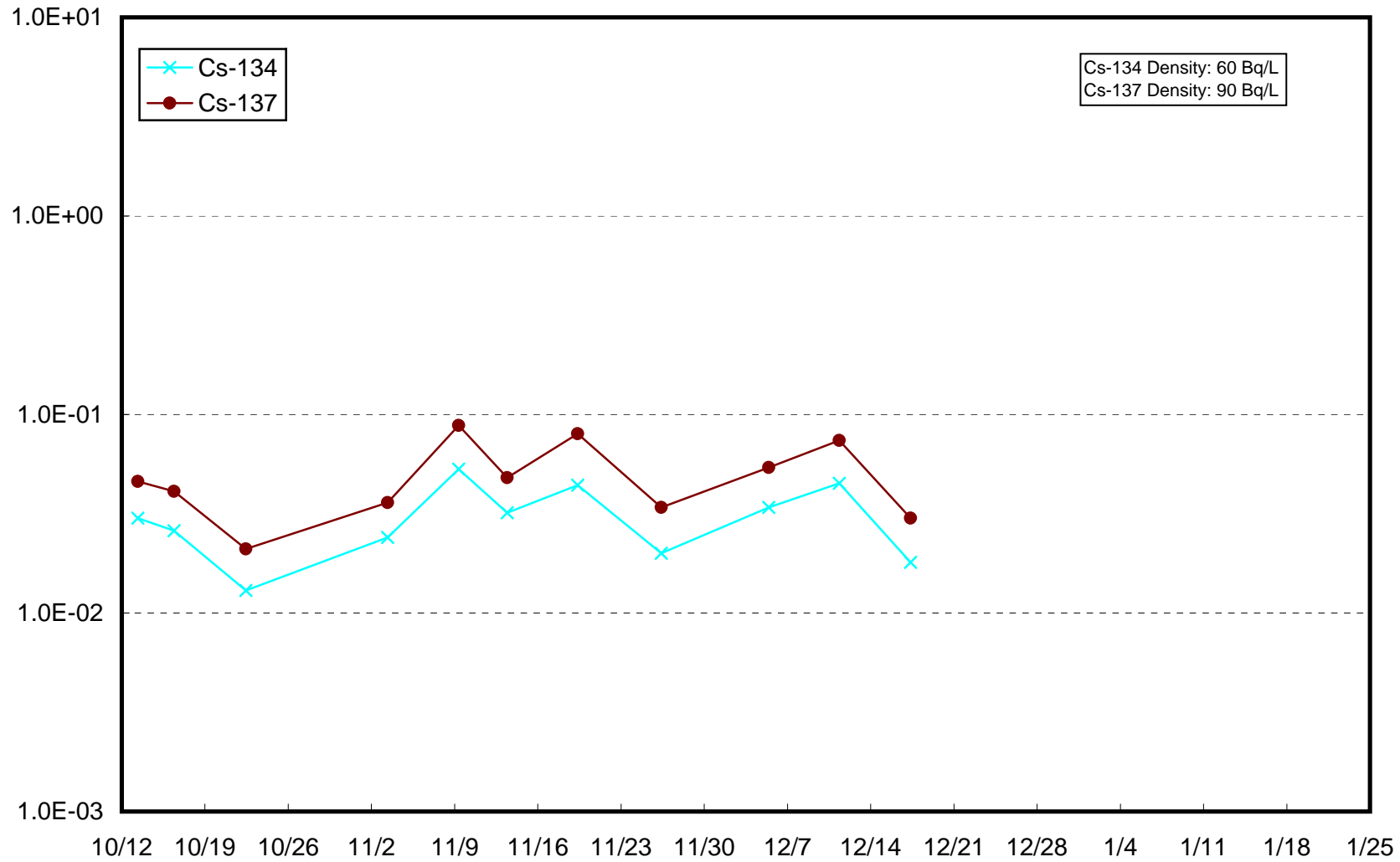
Radioactivity Density of the Seawater at 3km Offshore of Ukedo River (T-D1) Lower Layer (Bq/L)



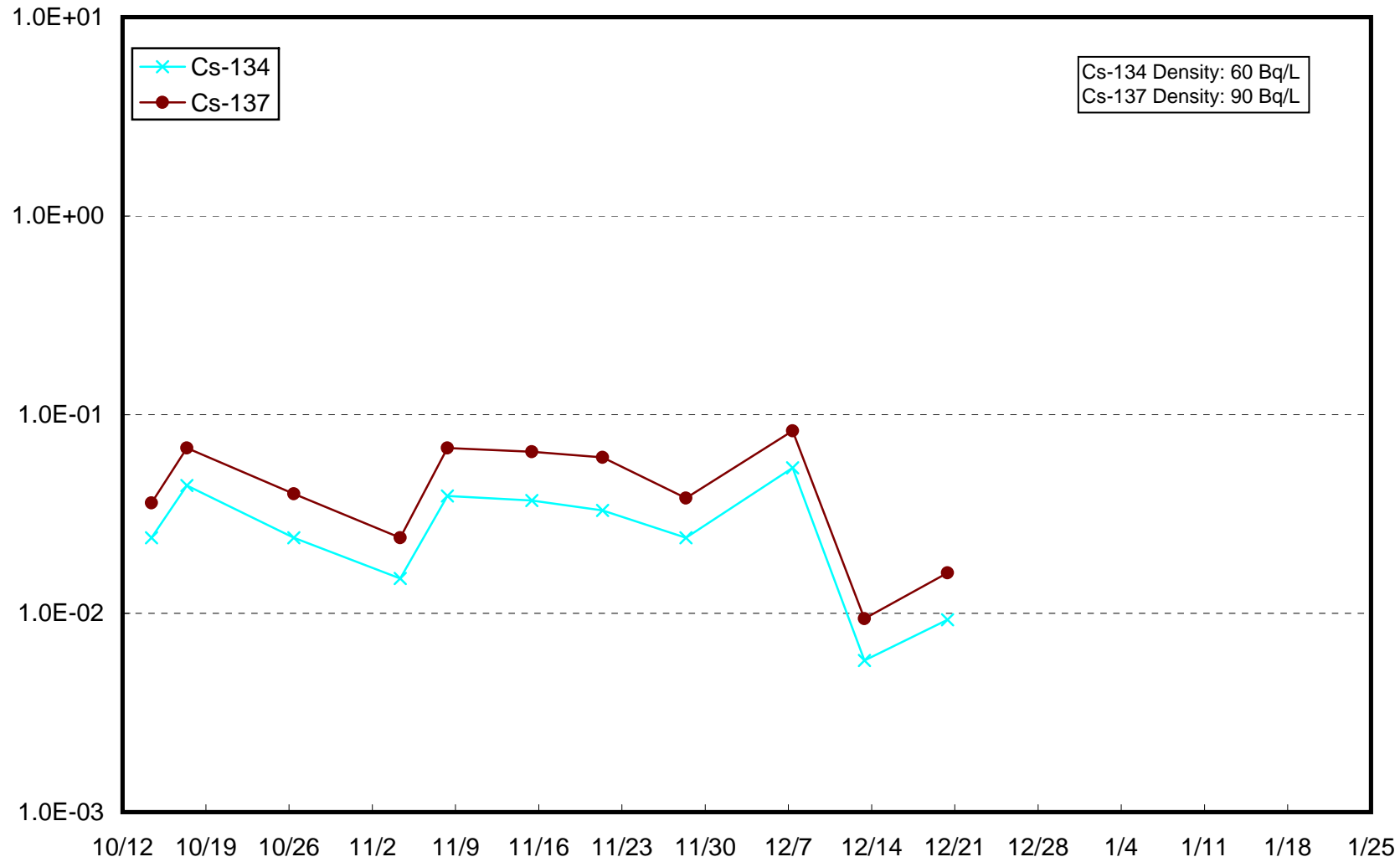
Radioactivity Density of the Seawater at 3km Offshore of Fukushima Daiichi NPS (T-D5) Upper Layer (Bq/L)



Radioactivity Density of the Seawater at 3km Offshore of Fukushima Daiichi NPS (T-D5) Lower Layer (Bq/L)



Radioactivity Density of the Seawater at 3km Offshore of Fukushima Daini NPS (T-D9) Upper Layer (Bq/L)



Radioactivity Density of the Seawater at 3km Offshore of Fukushima Daini NPS (T-D9) Lower Layer (Bq/L)

