

(Data summarized on November 28)

Place of Sampling	The West Gate of Fukushima Daiichi NPS						② Density Limit Specified by the Reactor Regulation (Bq/cm <sup>3</sup> ) (Density limit in the air which radiation workers breathe in is specified in section 4 of Appendix 2)
Time of Sampling	November 27, 2014 7:00~12:00						
Detected Nuclides (Half-life)	①Density of Sample (Bq/cm <sup>3</sup> )	Scaling Factor (①/②)	①Density of Sample (Bq/cm <sup>3</sup> )	Scaling Factor (①/②)	①Density of Sample (Bq/cm <sup>3</sup> )	Scaling Factor (①/②)	
I-131 (Approx. 8 days)	ND	-					1E-03
Cs-134 (Approx. 2 years)	ND	-					2E-03
Cs-137 (Approx. 30 years)	ND	-					3E-03

\* The radioactivity density is the sum of the volatile nuclides density and the particulate nuclides density.

O.OE—O is the same as O.O x 10-O

Data of other nuclides is under examination.

\* In the case of 2 nuclides or more, the sum of scaling factors to density limits is compared to 1.

\* "ND" indicates that the measurement result is below the detection limit.

The detection limits at the west gate of Fukushima Daiichi NPS are as follows: Volatile: I-131: Approx. 8E-8Bq/cm<sup>3</sup>, Cs-134: Approx.1E-7Bq/cm<sup>3</sup>, Cs-137: Approx.1E-7Bq/cm<sup>3</sup> Particulate: I-131: Approx. 5E-8Bq/cm<sup>3</sup>, Cs-134: Approx.8E-8Bq/cm<sup>3</sup>, Cs-137: Approx.6E-8Bq/cm<sup>3</sup>

As the detection limit may vary depending on the detectors and sample properties, there are cases where nuclides below the detection limit are detected.

(Data summarized on November 28)

Place of Sampling	Unit 1 North Side Slope at Fukushima Daiichi NPS		Unit 1-2 West Side Slope at Fukushima Daiichi NPS		Unit 3-4 West Side Slope at Fukushima Daiichi NPS		② Density Limit Specified by the Reactor Regulation (Bq/cm <sup>3</sup> ) (Density limit in the air which radiation workers breathe in is specified in section 4 of Appendix 2)
	November 27, 2014 8:04~13:04		November 27, 2014 8:21~13:21		November 27, 2014 8:17~13:17		
Detected Nuclides (Half-life)	①Density of Sample (Bq/cm <sup>3</sup> )	Scaling Factor (①/②)	①Density of Sample (Bq/cm <sup>3</sup> )	Scaling Factor (①/②)	①Density of Sample (Bq/cm <sup>3</sup> )	Scaling Factor (①/②)	
I-131 (Approx. 8 days)	ND	-	ND	-	ND	-	1E-03
Cs-134 (Approx. 2 years)	ND	-	ND	-	ND	-	2E-03
Cs-137 (Approx. 30 years)	ND	-	ND	-	ND	-	3E-03

\* The radioactivity density is the sum of the volatile nuclides density and the particulate nuclides density.

O.OE—O is the same as O.O x 10-O

Data of other nuclides is under examination.

\* In the case of 2 nuclides or more, the sum of scaling factors to density limits is compared to 1.

\* "ND" indicates that the measurement result is below the detection limit.

The detection limits are as follows. Volatile: I-131: Approx. 1E-6Bq/cm<sup>3</sup>, Cs-134: Approx.2E-6Bq/cm<sup>3</sup>, Cs-137: Approx.1E-6Bq/cm<sup>3</sup> Particulate: I-131: Approx. 6E-7Bq/cm<sup>3</sup>, Cs-134: Approx.9E-7Bq/cm<sup>3</sup>, Cs-137: Approx.7E-7Bq/cm<sup>3</sup> As the detection limit may vary depending on the detectors and sample properties, there are cases where nuclides below the detection limit are detected.

(Data summarized on November 28)

Place of Sampling	Fukushima Daiichi NPS Sea Side Area near Unit 1-4						② Density Limit Specified by the Reactor Regulation (Bq/cm <sup>3</sup> ) (Density limit in the air which radiation workers breathe in is specified in section 4 of Appendix 2)
Time of Sampling	November 27, 2014 8:10~13:10						
Detected Nuclides (Half-life)	①Density of Sample (Bq/cm <sup>3</sup> )	Scaling Factor (①/②)	①Density of Sample (Bq/cm <sup>3</sup> )	Scaling Factor (①/②)	①Density of Sample (Bq/cm <sup>3</sup> )	Scaling Factor (①/②)	
I-131 (Approx. 8 days)	ND	-					1E-03
Cs-134 (Approx. 2 years)	ND	-					2E-03
Cs-137 (Approx. 30 years)	ND	-					3E-03

\* The radioactivity density is the sum of the volatile nuclides density and the particulate nuclides density.

O.OE-O is the same as O.O x 10-O

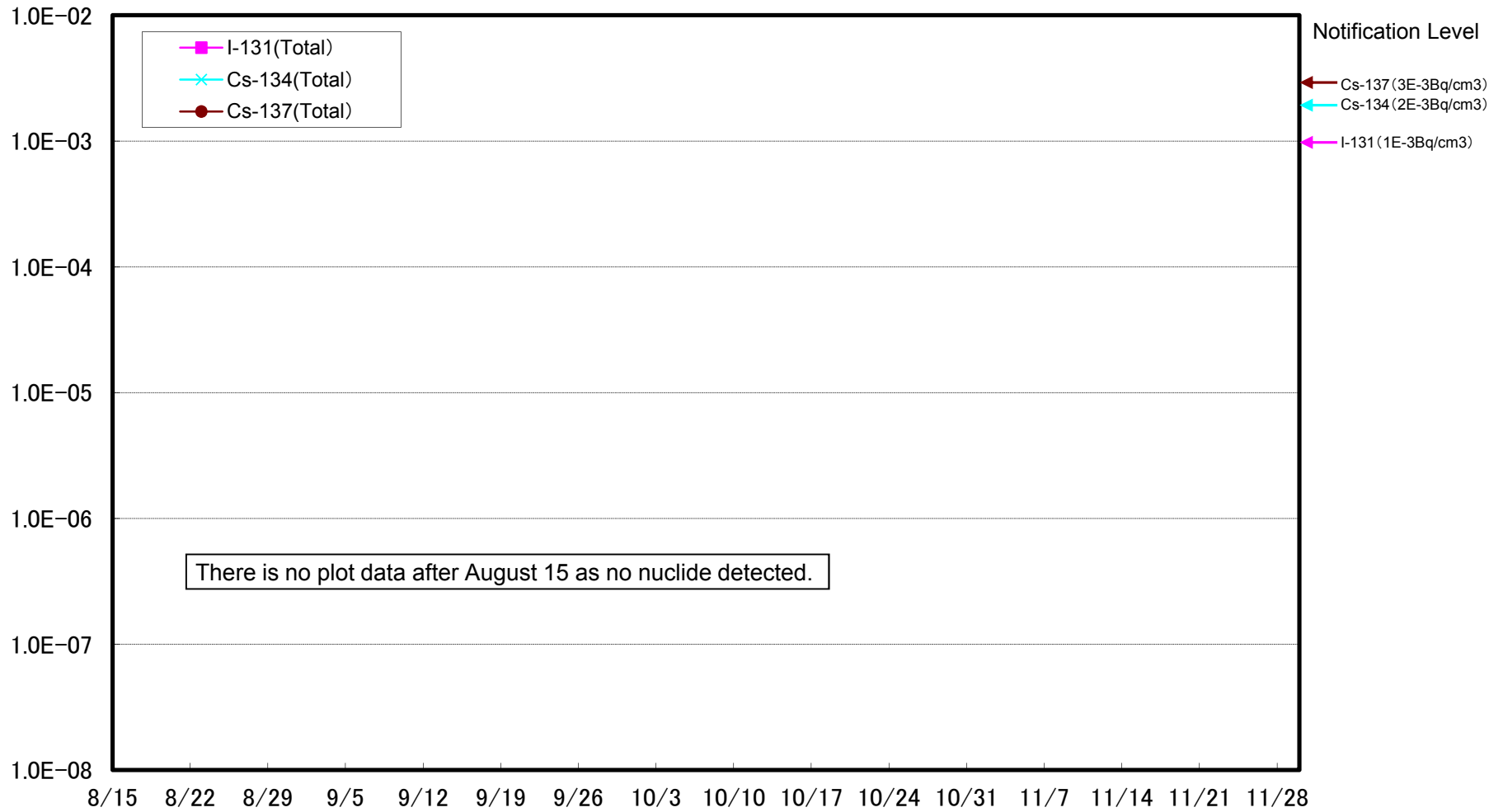
Data of other nuclides is under examination.

\* In the case of 2 nuclides or more, the sum of scaling factors to density limits is compared to 1.

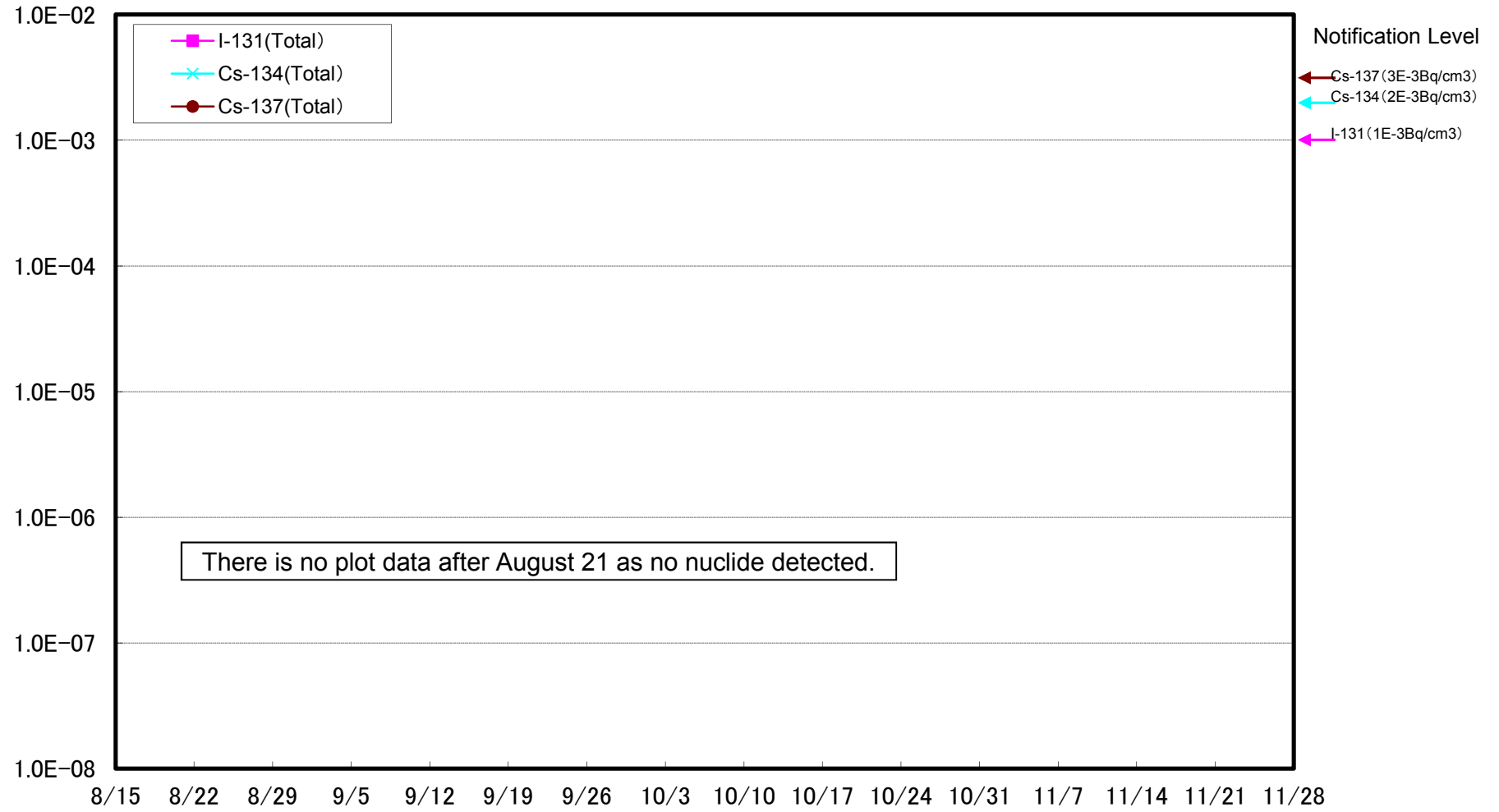
\* "ND" indicates that the measurement result is below the detection limit.

The detection limits are as follows. Volatile: I-131: Approx. 5E-8Bq/cm<sup>3</sup>, Cs-134: Approx.6E-8Bq/cm<sup>3</sup>, Cs-137: Approx.7E-8Bq/cm<sup>3</sup> Particulate: I-131: Approx. 3E-8Bq/cm<sup>3</sup>, Cs-134: Approx.6E-8Bq/cm<sup>3</sup>, Cs-137: Approx.3E-8Bq/cm<sup>3</sup> As the detection limit may vary depending on the detectors and sample properties, there are cases where nuclides below the detection limit are detected.

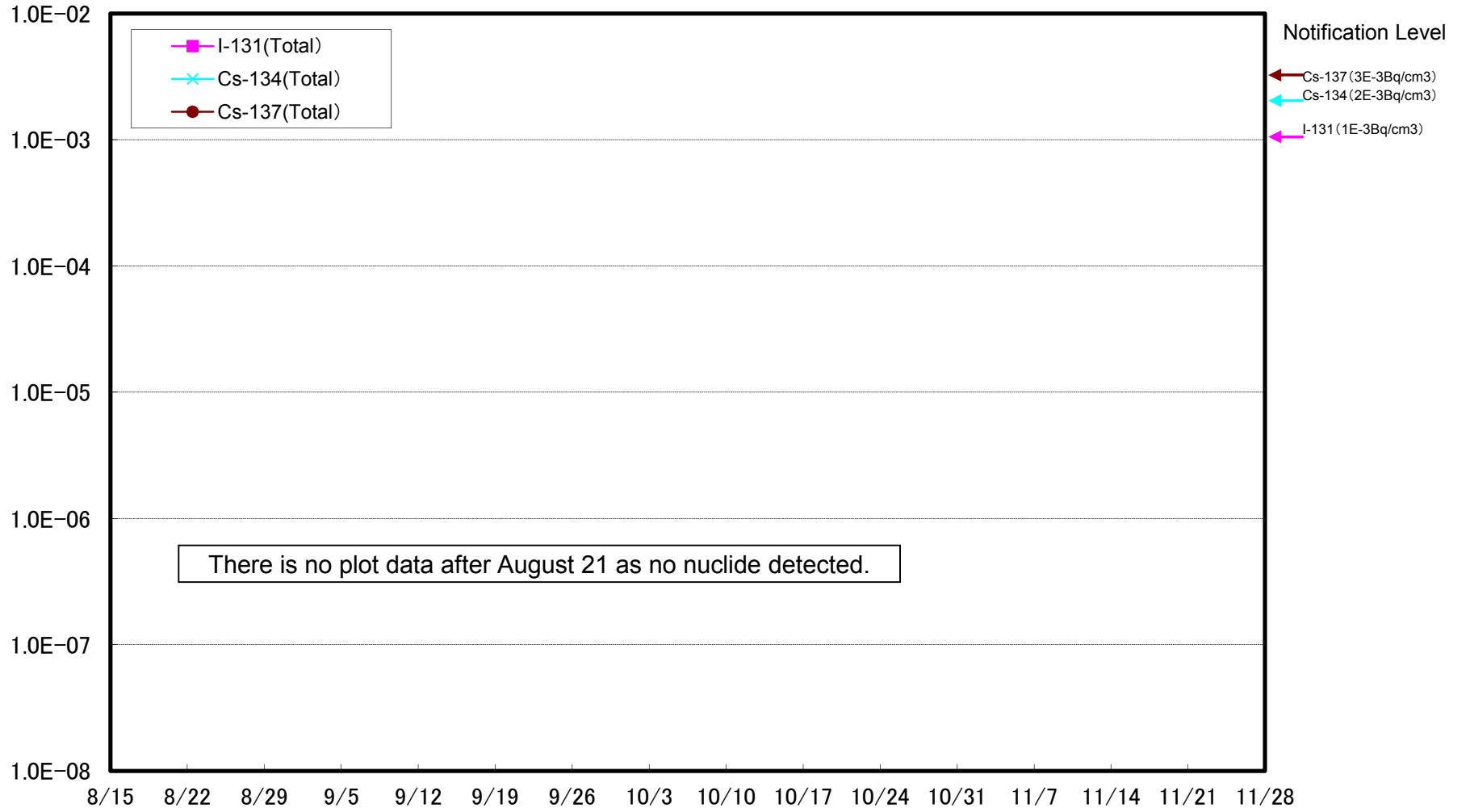
Dust Nuclides Analysis Result: The West Gate of Fukushima Daiichi Nuclear Power Station (Bq/cm<sup>3</sup>)



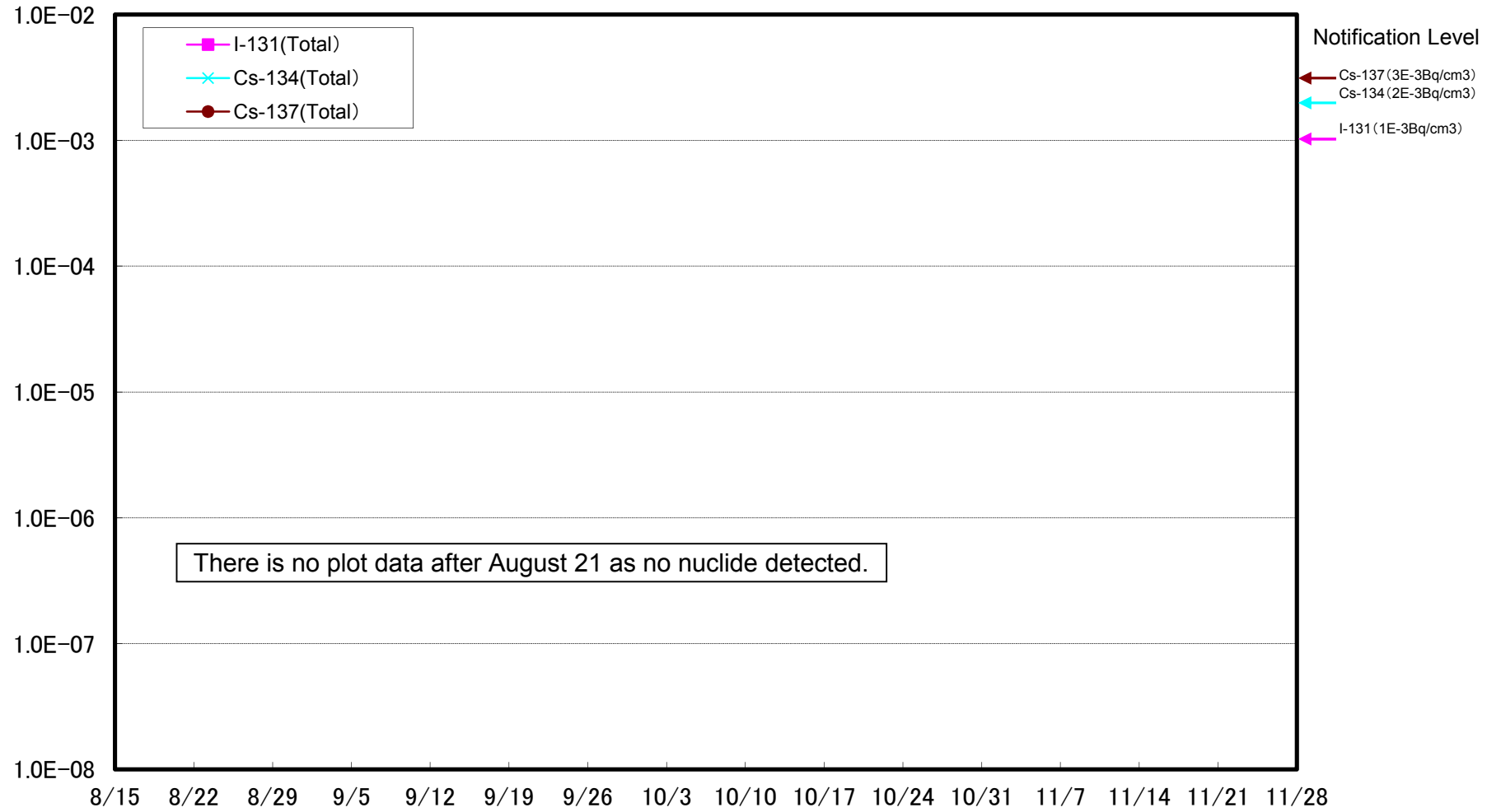
Dust Nuclides Analysis Results at Unit 1 North Side Slope at Fukushima Daiichi NPS (Bq/cm<sup>3</sup>)



Fukushima Daiichi NPS Unit 1-2 West Side Slope  
Results of Dust Nuclides Analysis (Bq/cm<sup>3</sup>)



Fukushima Daiichi NPS Unit 3-4 West Side Slope  
Results of Dust Nuclides Analysis (Bq/cm<sup>3</sup>)



Fukushima Daiichi NPS Unit 1-4 Sea Side  
Results of Dust Nuclides Analysis (Bq/cm<sup>3</sup>)

