




Monitoring data at Fukushima Daini Nuclear Power Station



 Newly added data
 Data in which values have been changed


 Data in which the number of significant figures has been changed

(November 19, 2012)

Date	(unit: $\mu\text{Sv/h}$)							(unit: m/s)	
	MP-1	MP-2	MP-3	MP-4	MP-5	MP-6	MP-7	Wind Direction	Wind Velocity
2011/3/16 0:00	14.2	under inspection	15.6	9.0	8.7	-	-	northeast	4.1
2011/3/16 0:10	14.2	under inspection	15.5	8.9	8.4	-	-	north	3.3
2011/3/16 0:20	14.1	under inspection	15.4	8.9	8.2	-	-	north-northwest	4.4
2011/3/16 0:30	14.1	under inspection	15.3	8.8	8.2	-	-	north-northwest	5.5
2011/3/16 0:40	17.4	under inspection	20.6	10.0	8.8	-	-	north-northwest	5.8
2011/3/16 0:50	33.1	under inspection	42.6	31.8	31.8	-	-	north-northwest	5.8
2011/3/16 1:00	34.7	under inspection	43.6	28.5	27.6	-	-	north-northwest	6.0
2011/3/16 1:10	39.3	under inspection	46.9	33.5	31.5	-	-	north	5.3
2011/3/16 1:20	32.4	under inspection	40.6	28.3	25.6	-	-	north-northwest	4.7
2011/3/16 1:30	31.1	under inspection	39.5	27.8	25.7	-	-	north-northwest	5.0
2011/3/16 1:40	34.8	under inspection	44.0	33.7	31.8	-	-	north-northwest	5.1
2011/3/16 1:50	35.5	under inspection	46.0	31.2	27.8	-	-	north-northwest	6.2
2011/3/16 2:00	35.3	under inspection	44.9	32.6	30.7	-	-	north-northwest	7.0
2011/3/16 2:10	38.1	under inspection	48.0	35.7	36.6	-	-	north-northwest	7.3
2011/3/16 2:20	50.6	under inspection	60.0	39.0	37.1	-	-	north-northwest	7.0
2011/3/16 2:25	45.0	under inspection	55.4	45.2	43.5	-	-	north-northwest	6.8
2011/3/16 2:30	37.3	under inspection	50.5	35.2	32.9	-	-	north-northwest	7.2
2011/3/16 2:40	35.8	under inspection	47.9	33.4	30.1	-	-	north	6.8
2011/3/16 2:50	36.4	under inspection	46.9	32.1	29.7	-	-	north-northwest	6.6
2011/3/16 3:00	34.1	under inspection	45.5	31.0	28.3	-	-	north-northwest	7.5
2011/3/16 3:10	33.4	under inspection	43.8	29.9	27.7	-	-	north-northwest	8.7
2011/3/16 3:20	32.3	under inspection	43.1	29.0	26.3	-	-	north	7.9
2011/3/16 3:30	31.6	under inspection	41.5	28.4	25.7	-	-	north-northwest	8.0
2011/3/16 3:40	30.7	under inspection	40.7	27.6	25.1	-	-	north	8.0
2011/3/16 3:50	30.1	under inspection	39.9	26.9	23.9	-	-	north	7.5
2011/3/16 4:00	29.6	under inspection	38.6	25.9	23.9	-	-	north	8.4
2011/3/16 4:10	29.0	under inspection	38.1	25.7	23.9	-	-	north	8.7
2011/3/16 4:20	28.6	under inspection	37.4	25.2	22.3	-	-	north	8.1
2011/3/16 4:30	28.1	under inspection	36.6	24.5	22.2	-	-	north	7.4

Monitoring data at Fukushima Daini Nuclear Power Station

 Newly added data
 Data in which values have been changed

 Data in which the number of significant figures has been changed
 (November 19, 2012)

Date	(unit: $\mu\text{Sv/h}$)							(unit: m/s)	
	MP-1	MP-2	MP-3	MP-4	MP-5	MP-6	MP-7	Wind Direction	Wind Velocity
2011/3/16 4:40	27.9	under inspection	35.9	24.0	22.3	-	-	north	7.6
2011/3/16 4:50	27.5	under inspection	35.1	23.8	22.2	-	-	north	8.3
2011/3/16 5:00	27.1	under inspection	34.9	23.3	21.2	-	-	north	8.3
2011/3/16 5:10	26.8	under inspection	34.5	23.2	20.7	-	-	north	8.7
2011/3/16 5:20	26.5	under inspection	34.1	22.8	20.7	-	-	north	9.1
2011/3/16 5:30	29.5	under inspection	33.7	22.4	20.7	-	-	north	9.3
2011/3/16 5:40	25.5	under inspection	33.2	22.0	20.6	-	-	north	9.7
2011/3/16 5:50	25.3	under inspection	32.6	21.7	19.9	-	-	north	9.2
2011/3/16 6:00	25.1	under inspection	32.1	21.4	19.4	-	-	north	8.0
2011/3/16 6:10	24.8	under inspection	31.9	21.1	19.2	-	-	north	8.0
2011/3/16 6:20	24.7	under inspection	31.5	20.8	19.2	-	-	north-northwest	6.7
2011/3/16 6:30	24.3	under inspection	31.0	20.5	19.2	-	-	north-northwest	6.9
2011/3/16 6:40	24.1	under inspection	30.8	20.3	19.2	-	-	north	7.3
2011/3/16 6:50	23.8	under inspection	30.5	20.1	18.6	-	-	north	7.8
2011/3/16 7:00	23.5	under inspection	30.4	19.8	18.0	-	-	north-northwest	7.3
2011/3/16 7:10	23.4	under inspection	29.8	19.7	17.9	-	-	north-northwest	7.1
2011/3/16 7:20	23.3	under inspection	29.5	19.5	17.9	-	-	north-northwest	7.9
2011/3/16 7:30	23.2	under inspection	29.3	19.4	17.9	-	-	north	8.1
2011/3/16 7:40	23.0	under inspection	29.1	19.2	17.9	-	-	north-northwest	6.8
2011/3/16 7:50	22.8	under inspection	28.9	19.0	17.9	-	-	north-northwest	6.3
2011/3/16 8:00	22.7	under inspection	28.7	18.9	17.9	-	-	north-northwest	4.7
2011/3/16 8:10	22.5	under inspection	28.4	18.8	17.9	-	-	north-northwest	4.5
2011/3/16 8:20	22.4	under inspection	28.3	18.6	16.7	-	-	north-northwest	5.6
2011/3/16 8:30	22.2	under inspection	28.2	18.5	16.7	-	-	north	6.1
2011/3/16 8:40	22.1	under inspection	28.1	18.2	16.7	-	-	north	5.6
2011/3/16 8:50	21.9	under inspection	27.9	18.1	16.7	-	-	north	5.0
2011/3/16 9:00	21.7	under inspection	27.6	18.0	16.7	-	-	north	4.9
2011/3/16 9:10	21.7	under inspection	27.6	17.9	16.7	-	-	north	4.8
2011/3/16 9:20	21.5	under inspection	27.4	17.7	16.6	-	-	north	4.5



Monitoring data at Fukushima Daini Nuclear Power Station


Newly added data
Data in which values have been changed

Data in which the number of significant figures has been changed
(November 19, 2012)

Date	(unit: $\mu\text{Sv/h}$)							(unit: m/s)	
	MP-1	MP-2	MP-3	MP-4	MP-5	MP-6	MP-7	Wind Direction	Wind Velocity
2011/3/16 9:30	45.6	under inspection	27.1	17.8	16.7	-	-	north-northeast	3.9
2011/3/16 9:40	120.0	under inspection	42.0	80.0	60.0	-	-	north	4.0
2011/3/16 9:50	87.8	under inspection	99.0	87.7	112.0	-	-	north-northeast	5.8
2011/3/16 10:00	72.3	under inspection	76.8	75.4	65.3	-	-	north-northeast	5.2
2011/3/16 10:10	68.1	under inspection	55.6	41.8	39.0	-	-	northeast	5.3
2011/3/16 10:20	61.9	under inspection	50.3	38.2	31.8	-	-	northeast	5.4
2011/3/16 10:30	58.7	under inspection	47.3	38.6	31.8	-	-	northeast	4.2
2011/3/16 10:40	57.4	under inspection	45.3	33.9	29.7	-	-	northeast	5.9
2011/3/16 10:50	54.4	under inspection	43.4	32.7	29.7	-	-	northeast	5.2
2011/3/16 11:00	56.3	under inspection	44.7	32.6	27.7	-	-	northeast	6.5
2011/3/16 11:10	51.2	under inspection	41.2	31.0	27.7	-	-	northeast	6.1
2011/3/16 11:20	49.8	under inspection	40.0	29.3	25.7	-	-	northeast	5.0
2011/3/16 11:30	48.8	under inspection	39.4	29.1	25.7	-	-	east-northeast	5.7
2011/3/16 11:40	49.7	under inspection	40.6	29.6	25.8	-	-	east-northeast	6.8
2011/3/16 11:50	47.8	under inspection	39.2	29.5	26.5	-	-	east-northeast	6.2
2011/3/16 12:00	48.9	under inspection	38.6	29.4	25.7	-	-	east-northeast	5.3
2011/3/16 12:10	47.6	under inspection	40.5	29.9	26.0	-	-	east	4.9
2011/3/16 12:20	44.2	under inspection	37.8	28.0	23.9	-	-	east-northeast	4.5
2011/3/16 12:30	43.3	under inspection	36.3	26.4	23.9	-	-	northeast	6.1
2011/3/16 12:40	42.8	under inspection	35.6	26.0	23.4	-	-	west	1.8
2011/3/16 12:50	41.2	under inspection	34.9	25.2	22.2	-	-	west-northwest	4.0
2011/3/16 13:00	40.8	under inspection	34.9	25.2	22.2	-	-	northwest	9.3
2011/3/16 13:10	40.1	under inspection	34.5	24.9	21.1	-	-	north-northwest	8.9
2011/3/16 13:20	38.9	under inspection	33.9	24.4	20.7	-	-	north-northwest	7.3
2011/3/16 13:30	38.0	under inspection	33.8	24.0	20.7	-	-	north-northwest	7.1
2011/3/16 13:40	37.7	under inspection	33.2	23.8	20.7	-	-	northwest	9.0
2011/3/16 13:50	37.2	under inspection	32.7	23.5	20.6	-	-	northwest	9.0
2011/3/16 14:00	36.4	under inspection	32.4	23.3	20.1	-	-	north	12.0
2011/3/16 14:10	35.9	under inspection	32.1	23.1	19.8	-	-	north-northwest	10.6

Monitoring data at Fukushima Daini Nuclear Power Station


 Newly added data
 Data in which values have been changed


 Data in which the number of significant figures has been changed


(November 19, 2012)

Date	(unit: $\mu\text{Sv/h}$)							(unit: m/s)	
	MP-1	MP-2	MP-3	MP-4	MP-5	MP-6	MP-7	Wind Direction	Wind Velocity
2011/3/16 14:20	35.2	under inspection	31.9	22.9	19.4	-	-	north-northwest	10.7
2011/3/16 14:30	34.5	under inspection	31.5	22.6	19.2	-	-	north-northwest	10.7
2011/3/16 14:40	34.5	under inspection	31.1	22.3	19.2	-	-	northwest	11.1
2011/3/16 14:50	34.2	under inspection	30.8	22.1	19.2	-	-	northwest	10.7
2011/3/16 15:00	33.5	under inspection	30.6	21.8	19.2	-	-	northwest	11.8
2011/3/16 15:10	33.2	under inspection	30.4	21.6	19.2	-	-	northwest	9.6
2011/3/16 15:20	32.8	under inspection	29.9	21.5	19.2	-	-	northwest	11.4
2011/3/16 15:30	32.5	under inspection	29.8	21.2	18.9	-	-	northwest	13.6
2011/3/16 15:40	31.9	under inspection	29.7	21.1	18.3	-	-	northwest	11.7
2011/3/16 15:50	31.6	under inspection	29.5	20.8	17.9	-	-	northwest	10.6
2011/3/16 16:00	31.5	under inspection	29.1	20.7	17.9	-	-	northwest	13.5
2011/3/16 16:10	31.0	under inspection	29.0	20.6	17.8	-	-	northwest	12.3
2011/3/16 16:20	30.5	under inspection	29.1	20.4	17.8	-	-	northwest	11.0
2011/3/16 16:30	30.3	under inspection	28.8	20.2	17.8	-	-	northwest	8.6
2011/3/16 16:40	30.1	under inspection	28.6	20.1	17.8	-	-	northwest	6.9
2011/3/16 16:50	29.9	under inspection	28.5	20.0	17.8	-	-	northwest	7.9
2011/3/16 17:00	29.5	under inspection	28.4	19.9	17.8	-	-	northwest	8.1
2011/3/16 17:10	29.3	under inspection	28.4	19.7	17.8	-	-	northwest	9.0
2011/3/16 17:20	29.0	under inspection	28.2	19.7	17.8	-	-	northwest	10.2
2011/3/16 17:30	28.9	under inspection	28.1	19.6	17.8	-	-	northwest	7.8
2011/3/16 17:40	28.7	under inspection	28.0	19.5	17.8	-	-	northwest	8.1
2011/3/16 17:50	28.6	under inspection	27.9	19.5	17.9	-	-	northwest	7.0
2011/3/16 18:00	28.4	under inspection	27.7	19.3	17.1	-	-	northwest	6.7
2011/3/16 18:10	28.2	under inspection	27.6	19.2	16.6	-	-	northwest	9.2
2011/3/16 18:20	28.1	under inspection	27.6	19.1	16.6	-	-	northwest	8.4
2011/3/16 18:30	27.9	under inspection	27.4	19.1	16.6	-	-	northwest	8.5
2011/3/16 18:40	27.9	under inspection	27.2	19.0	16.6	-	-	northwest	8.2
2011/3/16 18:50	27.9	under inspection	27.1	18.9	16.7	-	-	northwest	7.2
2011/3/16 19:00	27.7	under inspection	27.1	18.9	16.6	-	-	northwest	7.2

Monitoring data at Fukushima Daini Nuclear Power Station

 Newly added data

 Data in which values have been changed

 Data in which the number of significant figures has been changed

(November 19, 2012)

Date	(unit: $\mu\text{Sv/h}$)							(unit: m/s)	
	MP-1	MP-2	MP-3	MP-4	MP-5	MP-6	MP-7	Wind Direction	Wind Velocity
2011/3/16 19:10	27.4	under inspection	27.0	18.9	16.6	-	-	northwest	7.3
2011/3/16 19:20	27.3	under inspection	26.9	18.7	16.6	-	-	northwest	5.6
2011/3/16 19:30	27.3	under inspection	26.9	18.6	16.7	-	-	northwest	5.4
2011/3/16 19:40	27.2	under inspection	26.9	18.6	16.7	-	-	west-northwest	4.5
2011/3/16 19:50	26.8	under inspection	28.6	18.6	16.7	-	-	northwest	4.2
2011/3/16 20:00	26.8	under inspection	26.6	18.5	16.7	-	-	west-northwest	3.3
2011/3/16 20:10	26.7	under inspection	26.5	18.4	16.6	-	-	northwest	3.9
2011/3/16 20:20	26.7	under inspection	26.5	18.4	16.6	-	-	northwest	3.0
2011/3/16 20:30	26.6	under inspection	26.3	18.3	16.7	-	-	north-northwest	3.1
2011/3/16 20:40	26.6	under inspection	26.2	18.2	16.5	-	-	north-northwest	2.9
2011/3/16 20:50	26.4	under inspection	26.1	18.2	16.5	-	-	north-northwest	3.4
2011/3/16 21:00	26.4	under inspection	25.9	18.2	16.5	-	-	north	3.3
2011/3/16 21:10	26.1	under inspection	26.1	18.1	16.4	-	-	northwest	2.2
2011/3/16 21:20	25.9	under inspection	25.9	18.1	16.4	-	-	north-northwest	2.7
2011/3/16 21:30	25.8	under inspection	25.8	18.0	16.3	-	-	northwest	2.2
2011/3/16 21:40	25.7	under inspection	25.8	18.0	16.2	-	-	west	2.5
2011/3/16 21:50	25.6	under inspection	25.8	17.9	16.1	-	-	west	4.1
2011/3/16 22:00	25.6	under inspection	25.7	17.9	16.1	-	-	west	5.9
2011/3/16 22:10	25.5	under inspection	25.7	17.8	16.1	-	-	west	4.4
2011/3/16 22:20	25.5	under inspection	25.6	17.7	16.1	-	-	west	3.3
2011/3/16 22:30	25.4	under inspection	25.6	17.8	16.0	-	-	west-northwest	3.5
2011/3/16 22:40	25.3	under inspection	25.5	17.7	15.9	-	-	northwest	4.8
2011/3/16 22:50	25.4	under inspection	25.5	17.6	15.9	-	-	northwest	5.8
2011/3/16 23:00	25.3	under inspection	25.5	17.6	15.9	-	-	northwest	6.8
2011/3/16 23:10	25.2	under inspection	25.4	17.7	15.7	-	-	west	3.6
2011/3/16 23:20	25.2	under inspection	25.5	17.6	15.7	-	-	west-northwest	5.1
2011/3/16 23:30	25.1	under inspection	25.3	17.6	15.8	-	-	west	7.5
2011/3/16 23:40	25.2	under inspection	25.3	17.4	15.7	-	-	west	8.6
2011/3/16 23:50	25.1	under inspection	25.2	17.4	15.6	-	-	west-northwest	6.3