



Monitoring data at Fukushima Daini Nuclear Power Station


Newly added data
Data in which values have been changed

Data in which the number of significant figures has been changed
(November 19, 2012)

Date	(unit: $\mu\text{Sv/h}$)							(unit: m/s)	
	MP-1	MP-2	MP-3	MP-4	MP-5	MP-6	MP-7	Wind Direction	Wind Velocity
2011/3/17 0:00	25.0	under inspection	25.2	17.4	15.6	-	-	west-northwest	6.9
2011/3/17 0:10	24.9	under inspection	25.0	17.4	15.5	-	-	west-northwest	6.1
2011/3/17 0:20	24.9	under inspection	25.0	17.4	15.5	-	-	northwest	4.2
2011/3/17 0:30	24.8	under inspection	25.0	17.4	15.6	-	-	west	4.3
2011/3/17 0:40	24.7	under inspection	25.0	17.4	15.5	-	-	west-northwest	5.5
2011/3/17 0:50	24.8	under inspection	25.0	17.3	15.5	-	-	west	5.2
2011/3/17 1:00	24.7	under inspection	25.1	17.3	15.5	-	-	west-northwest	5.8
2011/3/17 1:10	24.7	under inspection	25.0	17.3	15.5	-	-	west-northwest	6.6
2011/3/17 1:20	24.5	under inspection	25.0	17.3	15.5	-	-	west-northwest	5.3
2011/3/17 1:30	24.6	under inspection	24.9	17.2	15.5	-	-	west-northwest	6.7
2011/3/17 1:40	24.5	under inspection	24.7	17.2	15.5	-	-	west-northwest	7.3
2011/3/17 1:50	24.4	under inspection	24.7	17.2	15.5	-	-	west-northwest	6.8
2011/3/17 2:00	24.3	under inspection	24.8	17.2	15.5	-	-	west-northwest	6.0
2011/3/17 2:10	24.4	under inspection	24.6	17.2	15.6	-	-	west	7.2
2011/3/17 2:20	24.3	under inspection	24.7	17.2	15.5	-	-	west	5.9
2011/3/17 2:30	24.2	under inspection	24.5	17.2	15.5	-	-	west-northwest	5.0
2011/3/17 2:40	24.2	under inspection	24.6	17.2	15.5	-	-	west	6.0
2011/3/17 2:50	24.2	under inspection	24.5	17.2	15.5	-	-	west	8.7
2011/3/17 3:00	24.1	under inspection	24.5	17.2	15.5	-	-	west	10.0
2011/3/17 3:10	24.1	under inspection	24.4	17.1	15.5	-	-	west	9.6
2011/3/17 3:20	24.0	under inspection	24.3	17.1	15.5	-	-	west	10.9
2011/3/17 3:30	24.0	under inspection	24.2	17.1	15.5	-	-	west	9.6
2011/3/17 3:40	24.0	under inspection	24.3	17.1	15.5	-	-	west	12.6
2011/3/17 3:50	23.8	under inspection	24.3	17.0	15.5	-	-	west	12.4
2011/3/17 4:00	23.9	under inspection	24.2	17.0	15.5	-	-	west	11.4
2011/3/17 4:10	23.8	under inspection	24.2	17.0	15.5	-	-	west	12.3
2011/3/17 4:20	23.7	under inspection	24.2	16.9	15.4	-	-	west	11.7
2011/3/17 4:30	23.6	under inspection	24.0	16.9	15.4	-	-	west	11.3
2011/3/17 4:40	23.6	under inspection	23.9	16.8	15.4	-	-	west	12.6

Monitoring data at Fukushima Daini Nuclear Power Station

 Newly added data
 Data in which values have been changed

 Data in which the number of significant figures has been changed
 (November 19, 2012)

Date	(unit: $\mu\text{Sv/h}$)							(unit: m/s)	
	MP-1	MP-2	MP-3	MP-4	MP-5	MP-6	MP-7	Wind Direction	Wind Velocity
2011/3/17 4:50	23.6	under inspection	24.0	16.8	15.4	-	-	west	8.7
2011/3/17 5:00	23.5	under inspection	23.9	16.8	15.4	-	-	west-northwest	9.5
2011/3/17 5:10	23.6	under inspection	23.9	16.7	15.2	-	-	west	9.4
2011/3/17 5:20	23.6	under inspection	23.8	16.7	15.1	-	-	west	8.6
2011/3/17 5:30	23.6	under inspection	23.8	16.6	15.2	-	-	west	10.5
2011/3/17 5:40	23.5	under inspection	23.8	16.7	15.1	-	-	west	11.7
2011/3/17 5:50	23.5	under inspection	23.8	16.6	15.1	-	-	west	10.8
2011/3/17 6:00	23.5	under inspection	23.8	16.6	15.1	-	-	west	11.0
2011/3/17 6:10	23.5	under inspection	23.8	16.6	15.0	-	-	west	10.5
2011/3/17 6:20	23.5	under inspection	23.8	16.6	14.9	-	-	west	11.2
2011/3/17 6:30	23.4	under inspection	23.8	16.5	14.9	-	-	west	15.2
2011/3/17 6:40	23.4	under inspection	23.6	16.5	14.9	-	-	west	12.8
2011/3/17 6:50	23.4	under inspection	23.7	16.5	14.9	-	-	west	13.1
2011/3/17 7:00	23.3	under inspection	23.6	16.5	14.9	-	-	west-northwest	13.0
2011/3/17 7:10	23.3	under inspection	23.6	16.5	14.9	-	-	west	15.1
2011/3/17 7:20	23.3	under inspection	23.5	16.5	14.9	-	-	west	17.2
2011/3/17 7:30	23.3	under inspection	23.5	16.5	14.9	-	-	west	16.9
2011/3/17 7:40	23.3	under inspection	23.5	16.4	14.8	-	-	west	18.1
2011/3/17 7:50	23.2	under inspection	23.5	16.4	14.8	-	-	west	16.5
2011/3/17 8:00	23.2	under inspection	23.5	16.4	14.8	-	-	west	18.8
2011/3/17 8:10	23.2	under inspection	23.5	16.3	14.8	-	-	west	19.1
2011/3/17 8:20	23.2	under inspection	23.4	16.3	14.7	-	-	west	19.0
2011/3/17 8:30	23.1	under inspection	23.4	16.3	14.7	-	-	west	16.8
2011/3/17 8:40	23.0	under inspection	23.5	16.3	14.7	-	-	west	16.1
2011/3/17 8:50	22.9	under inspection	23.4	16.3	14.7	-	-	west	16.7
2011/3/17 9:00	22.9	under inspection	23.3	16.3	14.7	-	-	west	19.2
2011/3/17 9:10	22.9	under inspection	23.4	16.2	14.7	-	-	west	17.3
2011/3/17 9:20	22.9	under inspection	23.4	16.1	14.7	-	-	west	14.5
2011/3/17 9:30	22.9	under inspection	23.2	16.1	14.7	-	-	west	15.7

Monitoring data at Fukushima Daini Nuclear Power Station

Newly added data
Data in which values have been changed

Data in which the number of significant figures has been changed

(November 19, 2012)

Date	(unit: $\mu\text{Sv/h}$)							(unit: m/s)	
	MP-1	MP-2	MP-3	MP-4	MP-5	MP-6	MP-7	Wind Direction	Wind Velocity
2011/3/17 9:40	22.9	under inspection	23.2	16.1	14.6	-	-	west	14.6
2011/3/17 9:50	22.9	under inspection	23.1	16.1	14.6	-	-	west	14.3
2011/3/17 10:00	22.8	under inspection	23.2	16.0	14.6	-	-	west	16.7
2011/3/17 10:10	22.8	under inspection	23.1	16.1	14.6	-	-	west	17.6
2011/3/17 10:20	22.8	under inspection	23.1	16.1	14.6	-	-	west	16.4
2011/3/17 10:30	22.7	under inspection	23.1	16.0	14.6	-	-	west	16.8
2011/3/17 10:40	22.8	under inspection	23.1	16.0	14.5	-	-	west	17.8
2011/3/17 10:50	22.7	under inspection	23.1	16.0	14.5	-	-	west	14.2
2011/3/17 11:00	22.6	under inspection	23.1	16.0	14.5	-	-	west	13.6
2011/3/17 11:10	22.6	under inspection	23.1	16.0	14.5	-	-	west	11.9
2011/3/17 11:20	22.4	under inspection	23.0	16.0	14.4	-	-	west	11.6
2011/3/17 11:30	22.5	under inspection	23.0	15.9	14.4	-	-	west-northwest	7.9
2011/3/17 11:40	22.5	under inspection	22.9	15.9	14.4	-	-	northwest	7.9
2011/3/17 11:50	22.5	under inspection	22.9	15.9	14.4	-	-	west	7.9
2011/3/17 12:00	22.4	under inspection	22.8	15.9	14.4	-	-	northwest	6.0
2011/3/17 12:10	22.4	under inspection	22.8	15.9	14.4	-	-	west	9.2
2011/3/17 12:20	22.3	under inspection	22.9	15.9	14.4	-	-	west	11.2
2011/3/17 12:30	22.4	under inspection	22.8	15.7	14.4	-	-	west	9.2
2011/3/17 12:40	22.4	under inspection	22.8	15.8	14.4	-	-	west	8.2
2011/3/17 12:50	22.2	under inspection	22.7	15.8	14.3	-	-	west	8.7
2011/3/17 13:00	22.2	under inspection	22.6	15.8	14.3	-	-	west-northwest	9.1
2011/3/17 13:10	22.2	under inspection	22.7	15.8	14.3	-	-	west-northwest	7.5
2011/3/17 13:20	22.2	under inspection	22.6	15.7	14.3	-	-	west-northwest	8.8
2011/3/17 13:30	22.2	under inspection	22.6	15.7	14.3	-	-	west	7.3
2011/3/17 13:40	22.1	under inspection	22.5	15.7	14.3	-	-	northwest	8.5
2011/3/17 13:50	22.0	under inspection	22.6	15.7	14.3	-	-	northwest	8.4
2011/3/17 14:00	22.2	under inspection	22.5	15.7	14.3	-	-	northwest	8.7
2011/3/17 14:10	22.1	under inspection	22.5	15.6	14.2	-	-	northwest	9.2
2011/3/17 14:20	22.2	under inspection	22.5	15.6	14.2	-	-	northwest	8.1



Monitoring data at Fukushima Daini Nuclear Power Station


Newly added data
Data in which values have been changed

Data in which the number of significant figures has been changed
(November 19, 2012)

Date	(unit: $\mu\text{Sv/h}$)							(unit: m/s)	
	MP-1	MP-2	MP-3	MP-4	MP-5	MP-6	MP-7	Wind Direction	Wind Velocity
2011/3/17 14:30	22.1	under inspection	22.5	15.6	14.2	-	-	west	8.0
2011/3/17 14:40	22.1	under inspection	22.5	15.5	14.2	-	-	west	7.4
2011/3/17 14:50	22.0	under inspection	22.4	15.6	14.2	-	-	northwest	3.2
2011/3/17 15:00	21.9	under inspection	22.5	15.6	14.2	-	-	west	5.3
2011/3/17 15:10	21.9	under inspection	22.4	15.5	14.2	-	-	northwest	3.6
2011/3/17 15:20	21.9	under inspection	22.4	15.5	14.2	-	-	west	6.3
2011/3/17 15:30	21.8	under inspection	22.4	15.5	13.5	-	-	west	6.9
2011/3/17 15:40	21.8	under inspection	22.4	15.5	13.6	-	-	west	8.4
2011/3/17 15:50	21.8	under inspection	22.4	15.5	14.2	-	-	west	9.2
2011/3/17 16:00	21.8	under inspection	22.4	15.5	14.1	-	-	west	7.8
2011/3/17 16:10	21.7	under inspection	22.3	15.5	14.1	-	-	northwest	4.6
2011/3/17 16:20	21.7	under inspection	22.3	15.5	14.1	-	-	northwest	2.5
2011/3/17 16:30	21.7	under inspection	22.3	15.4	14.1	-	-	north-northwest	4.2
2011/3/17 16:40	21.7	under inspection	22.2	15.5	14.1	-	-	west-northwest	3.7
2011/3/17 16:50	21.7	under inspection	22.1	15.4	14.2	-	-	west	2.0
2011/3/17 17:00	21.7	under inspection	22.2	15.3	14.1	-	-	west	5.0
2011/3/17 17:10	21.7	under inspection	22.1	15.4	14.1	-	-	west	10.6
2011/3/17 17:20	21.7	under inspection	22.0	15.3	14.0	-	-	west	11.2
2011/3/17 17:30	21.7	under inspection	22.0	15.3	14.1	-	-	west	14.5
2011/3/17 17:40	21.6	under inspection	22.0	15.3	14.0	-	-	west	12.3
2011/3/17 17:50	21.6	under inspection	22.0	15.3	14.0	-	-	west	11.4
2011/3/17 18:00	21.4	under inspection	21.9	15.3	14.0	-	-	west	13.9
2011/3/17 18:10	21.5	under inspection	22.0	15.3	14.0	-	-	west-northwest	14.2
2011/3/17 18:20	21.4	under inspection	21.9	15.2	14.0	-	-	west	13.6
2011/3/17 18:30	21.4	under inspection	22.0	15.3	14.0	-	-	west	12.1
2011/3/17 18:40	21.3	under inspection	21.9	15.2	14.0	-	-	west	11.0
2011/3/17 18:50	21.3	under inspection	21.9	15.2	14.0	-	-	west-northwest	9.5
2011/3/17 19:00	21.3	under inspection	21.9	15.2	14.0	-	-	west-northwest	9.2
2011/3/17 19:10	21.3	under inspection	21.9	15.2	13.9	-	-	west	11.4

Monitoring data at Fukushima Daini Nuclear Power Station

 Newly added data
 Data in which values have been changed

 Data in which the number of significant figures has been changed

(November 19, 2012)

Date	(unit: $\mu\text{Sv/h}$)							(unit: m/s)	
	MP-1	MP-2	MP-3	MP-4	MP-5	MP-6	MP-7	Wind Direction	Wind Velocity
2011/3/17 19:20	21.3	under inspection	21.9	15.2	14.0	-	-	west	10.3
2011/3/17 19:30	21.3	under inspection	21.7	15.2	13.9	-	-	west	9.5
2011/3/17 19:40	21.3	under inspection	21.8	15.2	13.9	-	-	west-northwest	8.7
2011/3/17 19:50	21.3	under inspection	21.8	15.2	13.9	-	-	west	8.1
2011/3/17 20:00	21.3	under inspection	21.8	15.1	13.8	-	-	northwest	6.2
2011/3/17 20:10	21.3	under inspection	21.6	15.2	13.9	-	-	west-northwest	6.7
2011/3/17 20:20	21.2	under inspection	21.6	15.1	13.8	-	-	west-northwest	5.2
2011/3/17 20:30	21.2	under inspection	21.6	15.1	13.8	-	-	west-northwest	4.1
2011/3/17 20:40	21.2	under inspection	21.7	15.1	13.8	-	-	north-northwest	2.6
2011/3/17 20:50	21.2	under inspection	21.7	15.1	13.8	-	-	north	5.1
2011/3/17 21:00	21.2	under inspection	21.6	15.1	13.8	-	-	west-northwest	4.0
2011/3/17 21:10	21.1	under inspection	21.5	15.1	13.7	-	-	west	3.9
2011/3/17 21:20	21.1	under inspection	21.6	15.1	13.7	-	-	northwest	1.5
2011/3/17 21:30	21.1	under inspection	21.6	15.1	13.7	-	-	northeast	0.9
2011/3/17 21:40	21.1	under inspection	21.5	15.1	13.7	-	-	northwest	2.6
2011/3/17 21:50	21.1	under inspection	21.5	15.1	13.7	-	-	northwest	3.1
2011/3/17 22:00	21.0	under inspection	21.5	15.1	13.6	-	-	northwest	3.7
2011/3/17 22:10	21.0	under inspection	21.5	15.0	13.6	-	-	west-northwest	2.8
2011/3/17 22:20	21.1	under inspection	21.5	15.1	13.6	-	-	northwest	2.6
2011/3/17 22:30	21.0	under inspection	21.5	15.0	13.5	-	-	northwest	2.3
2011/3/17 22:40	21.0	under inspection	21.5	15.0	13.6	-	-	west-northwest	1.7
2011/3/17 22:50	21.0	under inspection	21.4	14.9	13.5	-	-	northwest	2.8
2011/3/17 23:00	20.9	under inspection	21.4	15.0	13.4	-	-	west-northwest	6.7
2011/3/17 23:10	21.0	under inspection	21.4	14.9	13.4	-	-	west	6.9
2011/3/17 23:20	20.9	under inspection	21.4	14.9	13.4	-	-	west	8.7
2011/3/17 23:30	20.8	under inspection	21.4	14.9	13.4	-	-	west	8.3
2011/3/17 23:40	20.8	under inspection	21.3	14.9	13.4	-	-	west	7.2
2011/3/17 23:50	20.8	under inspection	21.3	14.8	13.4	-	-	west	5.0