




Monitoring data at Fukushima Daini Nuclear Power Station


 Newly added data
 Data in which values have been changed


 Data in which the number of significant figures has been changed


(November 19 ,2012)

Date	(unit: $\mu\text{Sv/h}$)							(unit: m/s)	
	MP-1	MP-2	MP-3	MP-4	MP-5	MP-6	MP-7	Wind Direction	Wind Velocity
2011/3/19 0:00	18.2	11.1	18.7	12.9	11.7	-	-	southwes	0.3
2011/3/19 0:10	18.2	10.9	18.7	12.9	11.7	-	-	southwes	1.6
2011/3/19 0:20	18.2	11.0	18.6	12.9	11.7	-	-	southwes	1.4
2011/3/19 0:30	18.2	11.0	18.6	12.9	11.6	-	-	south	0.6
2011/3/19 0:40	18.1	11.0	18.5	12.8	11.7	-	-	south	0.6
2011/3/19 0:50	18.1	10.8	18.5	12.8	11.7	-	-	south	1.2
2011/3/19 1:00	18.1	10.9	18.5	12.8	11.7	-	-	south	1.5
2011/3/19 1:10	18.1	10.9	18.5	12.8	11.7	-	-	south	3.5
2011/3/19 1:20	18.1	10.9	18.5	12.8	11.6	-	-	south-southwes	3.6
2011/3/19 1:30	18.1	10.8	18.4	12.8	11.6	-	-	south	3.6
2011/3/19 1:40	18.0	10.9	18.4	12.8	11.6	-	-	south-southwes	5.4
2011/3/19 1:50	18.0	10.8	18.4	12.8	11.6	-	-	south-southwes	5.1
2011/3/19 2:00	17.9	10.8	18.4	12.8	11.6	-	-	south	5.8
2011/3/19 2:10	18.0	10.8	18.4	12.7	11.6	-	-	south	6.5
2011/3/19 2:20	18.0	10.8	18.3	12.8	11.6	-	-	south	6.6
2011/3/19 2:30	17.9	10.8	18.4	12.7	11.5	-	-	south	5.8
2011/3/19 2:40	17.8	10.8	18.3	12.7	11.6	-	-	south	5.6
2011/3/19 2:50	17.9	10.8	18.3	12.7	11.6	-	-	south	4.9
2011/3/19 3:00	17.8	10.8	18.3	12.7	11.5	-	-	south-southeast	4.4
2011/3/19 3:10	17.8	10.8	18.2	12.7	11.5	-	-	south	3.6
2011/3/19 3:20	17.9	10.8	18.3	12.7	11.5	-	-	south	4.1
2011/3/19 3:30	17.8	10.8	18.2	12.7	11.5	-	-	south	5.8
2011/3/19 3:40	17.8	10.7	18.2	12.7	11.4	-	-	south-southwes	4.9
2011/3/19 3:50	17.7	10.7	18.2	12.6	11.5	-	-	south	3.3
2011/3/19 4:00	17.7	10.7	18.2	12.6	11.4	-	-	south	3.8
2011/3/19 4:10	17.7	10.7	18.1	12.6	11.4	-	-	south	4.0
2011/3/19 4:20	17.6	10.7	18.0	12.6	11.5	-	-	south-southwes	5.9
2011/3/19 4:30	17.7	10.7	18.0	12.6	11.4	-	-	south	5.6
2011/3/19 4:40	17.7	10.7	18.0	12.6	11.4	-	-	south	3.6
2011/3/19 4:50	17.6	10.7	17.9	12.6	11.4	-	-	south	5.1
2011/3/19 5:00	17.6	10.7	18.0	12.5	11.4	-	-	south	5.2
2011/3/19 5:10	17.6	10.7	17.9	12.6	11.3	-	-	south-southwes	5.9
2011/3/19 5:20	17.6	10.7	17.9	12.6	11.3	-	-	south-southwes	5.0
2011/3/19 5:30	17.6	10.7	17.9	12.5	11.3	-	-	southwes	7.2
2011/3/19 5:40	17.6	10.7	17.8	12.5	11.2	-	-	southwes	8.3
2011/3/19 5:50	17.6	10.7	17.9	12.5	11.2	-	-	south-southwes	6.6
2011/3/19 6:00	17.5	10.7	17.9	12.5	11.2	-	-	south	6.1
2011/3/19 6:10	17.5	10.6	17.8	12.5	11.1	-	-	south-southwes	6.1
2011/3/19 6:20	17.5	10.7	17.8	12.4	11.1	-	-	south	6.2
2011/3/19 6:30	17.5	10.6	17.8	12.4	11.1	-	-	south	7.7
2011/3/19 6:40	17.5	10.6	17.8	12.4	11.2	-	-	south	6.4
2011/3/19 6:50	17.5	10.7	17.7	12.4	11.1	-	-	south	6.5
2011/3/19 7:00	17.4	10.6	17.7	12.4	11.0	-	-	south-southwes	6.0
2011/3/19 7:10	17.4	10.6	17.8	12.4	11.0	-	-	south-southwes	5.7
2011/3/19 7:20	17.4	10.6	17.7	12.4	11.0	-	-	south-southwes	4.2

Monitoring data at Fukushima Daini Nuclear Power Station

 Newly added data



 Data in which values have been changed


 Data in which the number of significant figures has been changed

(November 19 ,2012)

Date	(unit: $\mu\text{Sv/h}$)							(unit: m/s)	
	MP-1	MP-2	MP-3	MP-4	MP-5	MP-6	MP-7	Wind Direction	Wind Velocity
2011/3/19 7:30	17.4	10.5	17.7	12.4	11.0	-	-	south	4.0
2011/3/19 7:40	17.3	10.5	17.7	12.3	10.9	-	-	south-southwes	3.9
2011/3/19 7:50	17.3	10.5	17.7	12.3	10.9	-	-	south-southwes	4.4
2011/3/19 8:00	17.3	10.5	17.7	12.3	10.9	-	-	south	5.5
2011/3/19 8:10	17.3	10.5	17.6	12.3	10.9	-	-	southwes	5.8
2011/3/19 8:20	17.3	10.5	17.7	12.3	10.9	-	-	west	1.7
2011/3/19 8:30	17.3	10.4	17.6	12.3	10.9	-	-	southwes	2.9
2011/3/19 8:40	17.2	10.4	17.7	12.2	10.9	-	-	south	2.5
2011/3/19 8:50	17.2	10.4	17.6	12.2	10.9	-	-	south	1.7
2011/3/19 9:00	17.2	10.3	17.6	12.2	10.8	-	-	south-southeast	3.5
2011/3/19 9:10	17.1	10.3	17.5	12.2	10.8	-	-	south	4.1
2011/3/19 9:20	17.0	10.3	17.4	12.2	10.8	-	-	south	4.3
2011/3/19 9:30	17.1	10.2	17.4	12.2	10.8	-	-	south	6.3
2011/3/19 9:40	17.1	10.3	17.5	12.1	10.8	-	-	south	6.4
2011/3/19 9:50	17.1	10.2	17.4	12.1	10.8	-	-	south	7.7
2011/3/19 10:00	17.0	10.2	17.4	12.1	10.8	-	-	south	6.8
2011/3/19 10:10	16.9	10.2	17.4	12.1	10.8	-	-	south	7.1
2011/3/19 10:20	17.0	10.2	17.4	12.1	10.8	-	-	south	7.8
2011/3/19 10:30	16.9	10.2	17.3	12.0	10.8	-	-	south-southeast	8.1
2011/3/19 10:40	16.9	10.1	17.3	12.0	10.8	-	-	southeast	4.6
2011/3/19 10:50	16.9	10.1	17.3	12.0	10.8	-	-	southeast	5.0
2011/3/19 11:00	16.9	10.6	17.3	12.0	10.8	-	-	south-southeast	7.5
2011/3/19 11:10	16.9	10.6	17.2	12.0	10.8	-	-	south-southeast	8.0
2011/3/19 11:20	16.9	10.6	17.2	12.0	10.8	-	-	south-southeast	8.3
2011/3/19 11:30	16.9	10.6	17.1	11.9	10.8	-	-	southeast	6.3
2011/3/19 11:40	16.8	10.6	17.1	11.9	10.8	-	-	south-southeast	7.4
2011/3/19 11:50	16.9	10.6	17.1	11.9	10.8	-	-	south-southeast	8.3
2011/3/19 12:00	16.8	10.6	17.1	11.8	10.8	-	-	south-southeast	8.2
2011/3/19 12:10	16.8	10.6	17.0	11.8	10.8	-	-	south-southeast	9.4
2011/3/19 12:20	16.8	10.5	17.0	11.8	10.8	-	-	south-southeast	6.3
2011/3/19 12:30	16.8	10.5	17.1	11.8	10.8	-	-	south-southeast	5.6
2011/3/19 12:40	16.8	10.5	17.0	11.8	10.8	-	-	south-southwes	5.0
2011/3/19 12:50	16.8	10.4	17.0	11.8	10.8	-	-	west	8.9
2011/3/19 13:00	16.8	10.5	17.0	11.8	10.8	-	-	west	11.2
2011/3/19 13:10	16.8	10.5	17.0	11.8	10.8	-	-	west	10.2
2011/3/19 13:20	16.8	10.4	17.0	11.8	10.8	-	-	west	11.9
2011/3/19 13:30	16.8	10.4	17.0	11.7	10.7	-	-	west-northwest	11.0
2011/3/19 13:40	16.8	10.4	16.9	11.8	10.7	-	-	west-northwest	7.2
2011/3/19 13:50	16.8	10.4	16.9	11.7	10.8	-	-	west	6.0
2011/3/19 14:00	16.7	10.4	17.0	11.7	10.7	-	-	west	7.1
2011/3/19 14:10	16.8	10.2	17.0	11.7	10.7	-	-	west	5.8
2011/3/19 14:20	16.7	10.3	16.9	11.7	10.7	-	-	west	8.6



Monitoring data at Fukushima Daini Nuclear Power Station


 Newly added data
 Data in which values have been changed

 Data in which the number of significant figures has been changed
 (November 19 ,2012)

Date	(unit: $\mu\text{Sv/h}$)							(unit: m/s)	
	MP-1	MP-2	MP-3	MP-4	MP-5	MP-6	MP-7	Wind Direction	Wind Velocity
2011/3/19 14:30	16.7	10.3	16.9	11.7	10.6	-	-	west	5.4
2011/3/19 14:40	16.7	10.3	16.9	11.7	10.6	-	-	west	8.6
2011/3/19 14:50	16.7	10.2	16.9	11.7	10.6	-	-	west	10.6
2011/3/19 15:00	16.7	10.3	16.9	11.7	10.5	-	-	west-northwest	8.3
2011/3/19 15:10	16.7	10.3	16.9	11.7	10.5	-	-	west	8.1
2011/3/19 15:20	16.7	10.3	16.9	11.6	10.5	-	-	west-northwest	4.1
2011/3/19 15:30	16.7	10.2	16.9	11.6	10.6	-	-	west	6.9
2011/3/19 15:40	16.7	10.2	16.9	11.6	10.5	-	-	west	5.0
2011/3/19 15:50	16.6	10.2	16.9	11.6	10.4	-	-	west	2.8
2011/3/19 16:00	16.6	10.2	16.9	11.5	10.4	-	-	west	3.3
2011/3/19 16:10	16.5	10.2	16.9	11.6	10.4	-	-	west	6.2
2011/3/19 16:20	16.5	10.2	16.8	11.6	10.4	-	-	west	7.7
2011/3/19 16:30	16.5	10.2	16.8	11.5	10.4	-	-	west	9.7
2011/3/19 16:40	16.5	10.2	16.9	11.6	10.4	-	-	west	10.7
2011/3/19 16:50	16.5	10.2	16.8	11.5	10.4	-	-	west	7.7
2011/3/19 17:00	16.4	10.2	16.8	11.5	10.3	-	-	west	7.9
2011/3/19 17:10	16.9	10.2	17.0	11.6	11.6	13.0	-	west	8.0
2011/3/19 17:20	16.9	10.2	17.1	11.6	11.6	13.0	-	west	5.5
2011/3/19 17:30	16.8	10.2	17.0	11.7	11.6	13.0	-	west	6.8
2011/3/19 17:40	16.9	10.2	17.0	11.7	11.6	13.0	-	west	2.7
2011/3/19 17:50	16.8	10.2	17.0	11.6	11.6	13.0	-	west	5.4
2011/3/19 18:00	16.8	10.2	17.0	11.7	11.6	13.0	-	west	6.1
2011/3/19 18:10	16.8	10.2	17.0	11.7	11.6	13.0	-	west-northwest	3.0
2011/3/19 18:20	16.7	10.2	17.0	11.6	11.5	13.0	-	west	2.6
2011/3/19 18:30	16.7	10.2	16.9	11.7	11.6	13.0	-	west-northwest	3.5
2011/3/19 18:40	16.7	10.2	16.9	11.6	11.6	12.9	-	northwest	1.8
2011/3/19 18:50	16.8	10.2	16.9	11.6	11.5	12.9	-	west-northwest	2.5
2011/3/19 19:00	16.8	10.2	17.0	11.6	11.6	12.9	-	west	3.7
2011/3/19 19:10	16.7	10.2	16.9	11.6	11.5	12.9	-	west-northwest	2.7
2011/3/19 19:20	16.7	10.1	16.9	11.6	11.5	12.9	-	west-northwest	5.3
2011/3/19 19:30	16.7	10.1	16.8	11.6	11.5	12.9	-	west-northwest	6.5
2011/3/19 19:40	16.7	10.1	16.8	11.5	11.5	12.9	-	west-northwest	5.5
2011/3/19 19:50	16.7	10.1	16.8	11.6	11.5	12.9	-	west-northwest	4.7
2011/3/19 20:00	16.7	10.1	16.8	11.6	11.5	12.9	-	west-northwest	2.6
2011/3/19 20:10	16.7	10.1	16.8	11.6	11.5	12.9	-	west-northwest	1.4
2011/3/19 20:20	16.6	10.1	16.8	11.5	11.4	12.9	-	north-northwest	1.6
2011/3/19 20:30	16.6	10.1	16.8	11.5	11.5	12.8	-	north-northwest	1.8
2011/3/19 20:40	16.6	10.1	16.8	11.5	11.4	12.8	-	north	0.9
2011/3/19 20:50	16.6	10.1	16.7	11.5	11.5	12.8	-	south	3.2
2011/3/19 21:00	16.6	10.1	16.7	11.5	11.5	12.8	-	south	1.9
2011/3/19 21:10	16.6	10.0	16.7	11.5	11.4	12.8	-	south-southwest	1.8
2011/3/19 21:20	16.5	10.0	16.7	11.5	11.4	12.8	-	west-southwest	3.4

Monitoring data at Fukushima Daini Nuclear Power Station

 Newly added data
 Data in which values have been changed

 Data in which the number of significant figures has been changed
 (November 19, 2012)

Date	(unit: $\mu\text{Sv/h}$)							(unit: m/s)	
	MP-1	MP-2	MP-3	MP-4	MP-5	MP-6	MP-7	Wind Direction	Wind Velocity
2011/3/19 21:30	16.6	10.1	16.7	11.4	11.4	12.8	-	west-southwes	5.1
2011/3/19 21:40	16.5	10.0	16.7	11.5	11.4	12.8	-	west-southwes	8.8
2011/3/19 21:50	16.6	10.0	16.7	11.5	11.4	12.8	-	west	10.8
2011/3/19 22:00	16.5	10.0	16.7	11.5	11.4	12.7	-	west-northwest	11.9
2011/3/19 22:10	16.5	10.0	16.7	11.5	11.4	12.7	-	west	10.8
2011/3/19 22:20	16.5	10.0	16.6	11.4	11.4	12.7	-	west-southwes	5.7
2011/3/19 22:30	16.5	10.0	16.7	11.4	11.3	12.7	-	west	4.8
2011/3/19 22:40	16.4	10.0	16.6	11.5	11.4	12.7	-	west-southwes	6.8
2011/3/19 22:50	16.5	10.0	16.6	11.4	11.3	12.7	-	west-southwes	7.1
2011/3/19 23:00	16.4	10.0	16.6	11.4	11.3	12.7	-	west	8.4
2011/3/19 23:10	16.4	9.9	16.5	11.4	11.3	12.7	-	west	9.0
2011/3/19 23:20	16.4	10.0	16.5	11.4	11.3	12.7	-	west	8.3
2011/3/19 23:30	16.4	9.9	16.5	11.4	11.3	12.7	-	west	6.8
2011/3/19 23:40	16.4	9.9	16.5	11.4	11.3	12.7	-	west-southwes	6.0
2011/3/19 23:50	16.4	10.0	16.6	11.4	11.3	12.6	-	west	7.1