

Monitoring data at Fukushima Daini Nuclear Power Station

Newly added data
Data in which values have been changed

Data in which the number of significant figures has been changed

(November 19 ,2012)

Date	(unit: $\mu\text{Sv/h}$)							(unit: m/s)	
	MP-1	MP-2	MP-3	MP-4	MP-5	MP-6	MP-7	Wind Direction	Wind Velocity
2011/3/20 0:00	16.4	9.9	16.5	11.4	11.3	12.6	-	west	6.3
2011/3/20 0:10	16.3	9.9	16.5	11.3	11.3	12.6	-	west	6.8
2011/3/20 0:20	16.3	9.9	16.5	11.3	11.3	12.6	-	west-southwest	7.7
2011/3/20 0:30	16.3	9.9	16.4	11.3	11.2	12.6	-	west	10.2
2011/3/20 0:40	16.3	9.9	16.4	11.3	11.2	12.6	-	west	9.6
2011/3/20 0:50	16.3	9.9	16.4	11.3	11.2	12.6	-	west	6.4
2011/3/20 1:00	16.3	9.9	16.4	11.3	11.2	12.6	-	west-southwest	7.9
2011/3/20 1:10	16.2	9.9	16.3	11.3	11.2	12.6	-	west-northwest	9.1
2011/3/20 1:20	16.3	9.8	16.4	11.3	11.2	12.6	-	west	8.9
2011/3/20 1:30	16.3	9.9	16.3	11.2	11.2	12.6	-	west-northwest	9.0
2011/3/20 1:40	16.2	9.8	16.3	11.3	11.2	12.5	-	northwest	10.8
2011/3/20 1:50	16.2	9.8	16.3	11.3	11.1	12.5	-	northwest	9.4
2011/3/20 2:00	16.2	9.8	16.3	11.3	11.1	12.5	-	northwest	9.4
2011/3/20 2:10	16.2	9.8	16.3	11.2	11.1	12.5	-	west-northwest	10.3
2011/3/20 2:20	16.1	9.8	16.3	11.2	11.1	12.5	-	west-northwest	9.0
2011/3/20 2:30	16.1	9.8	16.2	11.2	11.1	12.5	-	west-northwest	11.2
2011/3/20 2:40	16.1	9.8	16.2	11.2	11.1	12.5	-	west-northwest	8.8
2011/3/20 2:50	16.1	9.7	16.1	11.2	11.1	12.5	-	west-northwest	10.5
2011/3/20 3:00	16.1	9.7	16.2	11.2	11.1	12.5	-	west-northwest	9.7
2011/3/20 3:10	16.1	9.7	16.1	11.2	11.1	12.5	-	west-northwest	8.8
2011/3/20 3:20	16.0	9.7	16.1	11.2	11.1	12.4	-	west-northwest	9.8
2011/3/20 3:30	16.0	9.7	16.1	11.2	11.1	12.4	-	west-northwest	8.6
2011/3/20 3:40	16.1	9.7	16.2	11.1	11.0	12.4	-	west-northwest	8.8
2011/3/20 3:50	16.0	9.7	16.1	11.1	11.0	12.5	-	west-northwest	9.0
2011/3/20 4:00	16.0	9.7	16.1	11.1	11.0	12.4	-	west-northwest	6.9
2011/3/20 4:10	16.0	9.7	16.1	11.1	11.0	12.4	-	west-northwest	6.1
2011/3/20 4:20	16.0	9.7	16.1	11.1	11.0	12.3	-	west-northwest	4.0
2011/3/20 4:30	16.0	9.7	16.1	11.1	11.0	12.4	-	west-northwest	3.8
2011/3/20 4:40	16.0	9.7	16.1	11.1	11.0	12.4	-	northwest	3.8
2011/3/20 4:50	15.9	9.7	16.1	11.1	11.0	12.4	-	northwest	4.4
2011/3/20 5:00	15.9	9.6	16.0	11.1	11.0	12.4	-	northwest	5.5
2011/3/20 5:10	15.9	9.7	16.0	11.1	11.0	12.3	-	northwest	5.2
2011/3/20 5:20	15.9	9.6	16.0	11.1	11.0	12.3	-	north-northwest	4.7
2011/3/20 5:30	15.9	9.6	16.0	11.0	11.0	12.3	-	north-northwest	3.9
2011/3/20 5:40	18.7	10.0	16.0	11.1	11.4	16.2	-	north	1.2
2011/3/20 5:50	20.4	16.4	24.2	19.1	21.0	18.4	-	northeast	3.3
2011/3/20 6:00	17.7	10.9	17.9	12.5	12.5	13.5	-	northeast	6.0

Monitoring data at Fukushima Daini Nuclear Power Station

Newly added data
Data in which values have been changed

Data in which the number of significant figures has been changed

(November 19 ,2012)

Date	(unit: $\mu\text{Sv/h}$)							(unit: m/s)	
	MP-1	MP-2	MP-3	MP-4	MP-5	MP-6	MP-7	Wind Direction	Wind Velocity
2011/3/20 6:10	20.7	14.3	19.6	15.2	15.5	14.8	-	northeast	6.3
2011/3/20 6:20	17.8	11.4	18.6	14.7	15.5	15.6	-	northeast	5.6
2011/3/20 6:30	17.2	10.8	17.8	13.4	14.2	14.2	-	northeast	4.7
2011/3/20 6:40	16.9	10.6	17.3	12.7	13.0	13.6	-	north-northeast	4.4
2011/3/20 6:50	19.3	12.6	20.1	16.2	15.9	15.0	-	north-northeast	5.0
2011/3/20 7:00	21.3	15.0	21.0	16.4	17.2	15.9	-	northeast	4.1
2011/3/20 7:10	20.9	15.3	23.6	21.6	25.8	21.5	-	north-northeast	4.1
2011/3/20 7:20	21.0	14.3	21.0	16.4	17.2	15.6	-	north-northeast	3.7
2011/3/20 7:30	19.6	13.5	20.5	15.5	15.7	15.5	-	north-northeast	3.3
2011/3/20 7:40	19.0	12.4	19.9	15.3	16.1	17.0	-	north	1.8
2011/3/20 7:50	19.1	12.1	20.0	16.1	16.4	15.4	-	south	0.8
2011/3/20 8:00	18.2	11.4	19.5	14.4	14.2	14.3	-	east	0.9
2011/3/20 8:10	17.7	10.9	18.6	13.7	13.2	13.9	-	east-northeast	1.6
2011/3/20 8:20	17.3	10.3	17.7	12.9	12.2	13.2	-	east-northeast	2.5
2011/3/20 8:30	17.2	10.2	17.6	12.7	12.1	13.2	-	northeast	3.3
2011/3/20 8:40	17.1	10.2	17.5	12.6	12.0	13.1	-	east-northeast	4.3
2011/3/20 8:50	17.0	10.2	17.4	12.5	11.9	13.1	-	east-northeast	3.0
2011/3/20 9:00	16.9	10.1	17.3	12.4	11.8	13.0	-	east	3.2
2011/3/20 9:10	16.8	10.1	17.1	12.3	11.8	12.9	-	southeast	1.5
2011/3/20 9:20	16.8	10.0	17.0	12.2	11.7	12.9	-	southeast	1.8
2011/3/20 9:30	16.6	10.0	17.0	12.1	11.6	12.8	-	east-southeast	2.7
2011/3/20 9:40	16.6	9.9	16.9	12.0	11.6	12.8	-	southeast	2.6
2011/3/20 9:50	16.6	9.9	16.8	12.0	11.5	12.8	-	southeast	2.2
2011/3/20 10:00	16.5	9.9	16.8	11.9	11.5	12.7	-	east-southeast	1.9
2011/3/20 10:10	16.4	9.8	16.8	11.9	11.4	12.7	-	east-northeast	1.3
2011/3/20 10:20	16.4	9.8	16.7	11.8	11.4	12.6	-	east	1.1
2011/3/20 10:30	16.3	9.8	16.6	11.8	11.3	12.6	-	northeast	3.3
2011/3/20 10:40	16.3	9.8	16.5	11.7	11.3	12.5	-	northeast	2.7
2011/3/20 10:50	16.3	9.7	16.5	11.7	11.3	12.5	-	northeast	2.5
2011/3/20 11:00	16.2	9.7	16.5	11.6	11.2	12.5	-	northeast	2.2
2011/3/20 11:10	16.1	9.7	16.4	11.6	11.2	12.5	-	northeast	1.9
2011/3/20 11:20	16.0	9.7	16.4	11.5	11.2	12.5	-	east	1.6
2011/3/20 11:30	16.1	9.6	16.4	11.5	11.1	12.5	-	northeast	2.2
2011/3/20 11:40	16.0	9.6	16.2	11.5	11.1	12.4	-	northeast	2.9
2011/3/20 11:50	15.9	9.6	16.3	11.4	11.1	12.4	-	northeast	2.4
2011/3/20 12:00	15.9	9.6	16.2	11.4	11.1	12.3	-	northeast	1.2
2011/3/20 12:10	16.0	9.6	16.1	11.4	11.0	12.3	-	northeast	2.0
2011/3/20 12:20	15.9	9.5	16.2	11.3	11.0	12.3	-	east	1.3
2011/3/20 12:30	15.9	9.5	16.1	11.3	11.0	12.3	-	east-northeast	1.7
2011/3/20 12:40	15.9	9.5	16.1	11.3	10.9	12.3	-	east	2.6
2011/3/20 12:50	15.8	9.5	16.1	11.3	10.9	12.2	-	east	2.5
2011/3/20 13:00	15.8	9.5	16.0	11.3	10.9	12.2	-	east	2.5
2011/3/20 13:10	15.8	9.5	16.0	11.2	10.9	12.1	-	east-southeast	2.2


Monitoring data at Fukushima Daini Nuclear Power Station


Newly added data
Data in which values have been changed


Data in which the number of significant figures has been changed
(November 19, 2012)

Date	(unit: $\mu\text{Sv/h}$)							(unit: m/s)	
	MP-1	MP-2	MP-3	MP-4	MP-5	MP-6	MP-7	Wind Direction	Wind Velocity
2011/3/20 13:20	15.7	9.5	15.9	11.2	10.9	12.2	-	south-southeast	1.9
2011/3/20 13:30	15.7	9.4	15.9	11.1	10.8	12.1	-	east-southeast	1.5
2011/3/20 13:40	15.7	9.4	15.9	11.1	10.8	12.1	-	east-southeast	1.4
2011/3/20 13:50	15.7	9.4	15.9	11.1	10.8	12.1	-	south-southeast	1.9
2011/3/20 14:00	15.7	9.4	15.9	11.1	10.8	12.1	-	south-southeast	2.4
2011/3/20 14:10	15.7	9.4	15.8	11.1	10.8	12.1	-	southeast	1.8
2011/3/20 14:20	15.6	9.3	15.8	11.1	10.8	12.1	-	southeast	2.7
2011/3/20 14:30	15.6	9.4	15.8	11.0	10.7	12.0	-	south-southeast	2.5
2011/3/20 14:40	15.6	9.3	15.7	11.0	10.7	12.0	-	southeast	1.9
2011/3/20 14:50	15.5	9.3	15.8	11.0	10.7	12.1	-	south-southeast	2.2
2011/3/20 15:00	15.6	9.3	15.7	10.9	10.7	12.0	-	south-southeast	3.2
2011/3/20 15:10	15.5	9.4	15.7	10.9	10.7	12.0	-	south-southeast	3.6
2011/3/20 15:20	15.5	9.3	15.7	11.0	10.7	12.0	-	south	2.9
2011/3/20 15:30	15.5	9.3	15.7	10.9	10.6	12.0	-	south	2.9
2011/3/20 15:40	15.5	9.3	15.7	10.9	10.7	11.9	-	south-southwest	0.7
2011/3/20 15:50	15.5	9.3	15.6	10.8	10.6	11.9	-	south	0.4
2011/3/20 16:00	15.5	9.3	15.7	10.9	10.6	11.9	-	south	1.2
2011/3/20 16:10	15.5	9.3	15.6	10.9	10.6	11.9	-	northwest	0.6
2011/3/20 16:20	15.4	9.3	15.6	10.9	10.6	11.9	-	north-northwest	0.8
2011/3/20 16:30	15.4	9.2	15.6	10.8	10.6	11.9	-	west	0.7
2011/3/20 16:40	15.4	9.3	15.5	10.9	10.6	11.9	-	north	0.2
2011/3/20 16:50	15.4	9.2	15.5	10.8	10.6	11.9	-	south	0.2
2011/3/20 17:00	15.4	9.2	15.5	10.8	10.6	11.9	-	south	0.3
2011/3/20 17:10	15.4	9.2	15.5	10.8	10.6	11.9	-	south-southwest	1.2
2011/3/20 17:20	15.3	9.2	15.5	10.8	10.6	11.8	-	south	0.7
2011/3/20 17:30	15.3	9.2	15.5	10.8	10.6	11.8	-	east-northeast	0.1
2011/3/20 17:40	15.3	9.2	15.4	10.8	10.5	11.9	-	southwest	0.8
2011/3/20 17:50	15.3	9.2	15.5	10.8	10.6	11.8	-	south	0.6
2011/3/20 18:00	15.3	9.2	15.5	10.8	10.5	11.8	-	west-southwest	0.5
2011/3/20 18:10	15.3	9.2	15.5	10.8	10.5	11.8	-	west	0.6
2011/3/20 18:20	15.3	9.2	15.4	10.8	10.5	11.8	-	west-southwest	0.8
2011/3/20 18:30	15.3	9.2	15.4	10.7	10.5	11.8	-	northwest	0.5
2011/3/20 18:40	15.3	9.2	15.4	10.7	10.5	11.8	-	southwest	1.3
2011/3/20 18:50	15.2	9.2	15.4	10.7	10.5	11.8	-	southwest	1.1
2011/3/20 19:00	15.2	9.2	15.3	10.7	10.5	11.7	-	west-southwest	1.3
2011/3/20 19:10	15.2	9.1	15.4	10.7	10.4	11.8	-	southwest	0.3
2011/3/20 19:20	15.2	9.1	15.4	10.7	10.5	11.7	-	north-northeast	0.7
2011/3/20 19:30	15.1	9.2	15.4	10.7	10.4	11.8	-	northeast	0.6
2011/3/20 19:40	15.2	9.2	15.4	10.7	10.5	11.8	-	northeast	0.5
2011/3/20 19:50	15.2	9.2	15.3	10.7	10.5	11.8	-	northeast	0.9
2011/3/20 20:00	15.2	9.2	15.3	10.7	10.4	11.8	-	south	0.0

Monitoring data at Fukushima Daini Nuclear Power Station

 Newly added data

 Data in which values have been changed

 Data in which the number of significant figures has been changed

(November 19, 2012)

Date	(unit: $\mu\text{Sv/h}$)							(unit: m/s)	
	MP-1	MP-2	MP-3	MP-4	MP-5	MP-6	MP-7	Wind Direction	Wind Velocity
2011/3/20 20:10	15.2	9.1	15.3	10.7	10.4	11.7	-	northeast	0.5
2011/3/20 20:20	15.1	9.1	15.3	10.7	10.4	11.7	-	west-northwest	0.0
2011/3/20 20:30	15.2	9.2	15.3	10.7	10.4	11.7	-	south-southeast	0.2
2011/3/20 20:40	15.1	9.1	15.4	10.7	10.4	11.7	-	east-northeast	0.5
2011/3/20 20:50	15.2	9.1	15.3	10.7	10.5	11.7	-	north-northeast	1.4
2011/3/20 21:00	15.1	9.1	15.3	10.7	10.4	11.7	-	north-northeast	1.3
2011/3/20 21:10	15.1	9.1	15.2	10.6	10.4	11.7	-	north	1.3
2011/3/20 21:20	15.1	9.1	15.2	10.6	10.4	11.7	-	north	1.1
2011/3/20 21:30	15.1	9.1	15.2	10.6	10.4	11.7	-	north	1.4
2011/3/20 21:40	15.0	9.1	15.2	10.6	10.4	11.7	-	north-northwest	1.9
2011/3/20 21:50	15.1	9.1	15.2	10.6	10.4	11.7	-	north-northwest	2.2
2011/3/20 22:00	15.1	9.1	15.3	10.6	10.4	11.6	-	north-northwest	2.4
2011/3/20 22:10	15.9	9.2	15.2	10.6	10.4	11.6	-	north	2.5
2011/3/20 22:20	17.8	10.5	15.6	11.0	10.7	12.0	-	north	2.4
2011/3/20 22:30	15.9	9.8	15.4	10.9	10.9	12.5	-	north-northwest	1.2
2011/3/20 22:40	15.8	9.7	15.7	11.1	11.1	12.3	-	north-northwest	0.8
2011/3/20 22:50	15.7	9.6	15.6	11.0	10.9	12.1	-	north	0.6
2011/3/20 23:00	15.6	9.7	15.8	11.2	11.1	12.1	-	north	2.3
2011/3/20 23:10	15.4	9.4	15.5	11.0	11.0	12.0	-	north	5.1
2011/3/20 23:20	15.4	9.4	15.5	10.9	10.8	11.9	-	north	2.5
2011/3/20 23:30	15.4	9.4	15.4	10.9	10.8	11.9	-	north-northwest	1.3
2011/3/20 23:40	15.3	9.3	15.4	10.8	10.7	11.8	-	north-northwest	1.6
2011/3/20 23:50	15.2	9.3	15.4	10.9	10.7	11.8	-	north-northwest	1.9