




Monitoring data at Fukushima Daini Nuclear Power Station



 Newly added data
 Data in which values have been changed


 Data in which the number of significant figures has been changed

(November 19, 2012)

Date	(unit: $\mu\text{Sv/h}$)							(unit: m/s)	
	MP-1	MP-2	MP-3	MP-4	MP-5	MP-6	MP-7	Wind Direction	Wind Velocity
2011/3/22 0:00	18.2	11.9	17.6	14.3	14.6	14.9	-	west	6.3
2011/3/22 0:10	17.9	11.7	17.4	14.3	14.4	14.7	-	west-northwest	1.6
2011/3/22 0:20	17.9	11.7	17.5	14.6	14.9	14.8	-	west	2.9
2011/3/22 0:30	17.9	11.6	17.4	14.5	14.6	14.8	-	west	1.5
2011/3/22 0:40	18.0	11.7	17.4	14.6	14.7	14.8	-	west	8.8
2011/3/22 0:50	18.2	11.8	17.6	14.5	14.7	14.7	-	west	8.2
2011/3/22 1:00	18.3	12.0	17.6	14.5	14.5	14.7	-	west-northwest	1.8
2011/3/22 1:10	18.0	11.7	17.4	14.5	14.5	14.7	-	west	4.4
2011/3/22 1:20	17.7	11.4	17.2	14.4	14.6	14.6	-	west	4.6
2011/3/22 1:30	17.5	11.3	17.1	14.1	14.2	14.5	-	west-southwest	1.1
2011/3/22 1:40	17.5	11.2	17.1	13.9	13.9	14.2	-	west	4.1
2011/3/22 1:50	17.8	11.5	17.1	13.8	13.7	14.0	-	west-southwest	2.0
2011/3/22 2:00	17.8	11.8	17.3	14.0	13.8	14.2	-	north-northwest	0.9
2011/3/22 2:10	17.4	11.4	17.4	14.4	14.4	14.6	-	north	2.3
2011/3/22 2:20	17.3	11.2	17.0	14.0	13.9	14.1	-	north-northwest	0.8
2011/3/22 2:30	16.9	10.9	16.9	13.9	13.8	14.1	-	west	2.6
2011/3/22 2:40	16.9	10.8	16.7	13.5	13.3	13.7	-	north-northwest	1.7
2011/3/22 2:50	16.7	10.6	16.6	13.6	13.5	13.9	-	north-northwest	2.7
2011/3/22 3:00	16.5	10.5	16.5	13.3	13.0	13.6	-	north-northwest	1.1
2011/3/22 3:10	16.4	10.4	16.4	13.3	12.9	13.5	-	west	4.4
2011/3/22 3:20	16.4	10.4	16.3	13.1	12.8	13.4	-	north-northwest	1.1
2011/3/22 3:30	16.3	10.3	16.3	13.1	12.8	13.4	-	north	1.9
2011/3/22 3:40	16.2	10.2	16.2	13.1	12.7	13.3	-	north	2.2
2011/3/22 3:50	16.2	10.3	16.2	13.0	12.6	13.3	-	north	2.0
2011/3/22 4:00	16.2	10.2	16.2	13.0	12.6	13.3	-	north	1.5
2011/3/22 4:10	16.1	10.1	16.2	12.9	12.5	13.2	-	north	0.8
2011/3/22 4:20	16.1	10.1	16.1	12.9	12.5	13.2	-	north-northeast	2.2
2011/3/22 4:30	16.2	10.2	16.2	12.9	12.5	13.2	-	north-northeast	3.7
2011/3/22 4:40	17.3	11.0	17.0	14.0	13.4	13.7	-	north	4.3
2011/3/22 4:50	19.7	13.5	16.6	13.2	13.0	13.9	-	north	4.6
2011/3/22 5:00	18.2	11.0	16.5	13.3	12.9	14.5	-	north	4.9
2011/3/22 5:10	18.6	11.4	16.7	14.2	14.2	17.2	-	north-northwest	6.1
2011/3/22 5:20	18.3	11.1	16.7	14.1	14.0	17.0	-	north-northwest	7.1
2011/3/22 5:30	18.0	11.0	16.6	14.0	13.7	16.6	-	north-northwest	7.3
2011/3/22 5:40	17.8	10.8	16.5	13.9	13.6	16.3	-	north-northwest	6.8
2011/3/22 5:50	17.7	10.7	16.4	13.8	13.4	16.0	-	north-northwest	6.0
2011/3/22 6:00	17.5	10.6	16.2	13.7	13.2	15.8	-	north-northwest	5.8
2011/3/22 6:10	17.3	10.5	16.2	13.5	13.1	15.5	-	north-northwest	5.7

Monitoring data at Fukushima Daini Nuclear Power Station

 Newly added data
 Data in which values have been changed

 Data in which the number of significant figures has been changed

(November 19 ,2012)

Date	(unit: $\mu\text{Sv/h}$)							(unit: m/s)	
	MP-1	MP-2	MP-3	MP-4	MP-5	MP-6	MP-7	Wind Direction	Wind Velocity
2011/3/22 6:20	17.2	10.4	16.1	13.4	13.0	15.3	-	north-northwest	5.5
2011/3/22 6:30	17.1	10.3	16.0	13.4	12.9	15.1	-	north-northwest	6.5
2011/3/22 6:40	16.9	10.3	16.0	13.2	12.7	15.0	-	north-northwest	7.2
2011/3/22 6:50	16.8	10.1	15.9	13.1	12.6	14.8	-	north-northwest	5.9
2011/3/22 7:00	16.7	10.1	15.8	13.0	12.5	14.7	-	north-northwest	6.6
2011/3/22 7:10	16.5	10.0	15.7	12.9	12.4	14.4	-	north-northwest	7.8
2011/3/22 7:20	16.5	9.9	15.8	12.8	12.3	14.3	-	north-northwest	6.8
2011/3/22 7:30	16.4	9.9	15.7	12.8	12.3	14.2	-	north-northwest	6.9
2011/3/22 7:40	16.4	9.9	15.7	12.8	12.2	14.2	-	north-northwest	6.9
2011/3/22 7:50	16.3	9.8	15.6	12.8	12.2	14.0	-	north-northwest	6.2
2011/3/22 8:00	16.2	9.8	15.6	12.7	12.2	14.0	-	north-northwest	6.5
2011/3/22 8:10	16.1	9.8	15.6	12.6	12.1	13.8	-	northwest	6.5
2011/3/22 8:20	16.1	9.7	15.6	12.6	12.1	13.8	-	northwest	6.8
2011/3/22 8:30	16.0	9.7	15.4	12.6	12.0	13.7	-	northwest	6.6
2011/3/22 8:40	15.9	9.7	15.5	12.6	12.0	13.7	-	northwest	5.4
2011/3/22 8:50	15.9	9.7	15.5	12.5	12.0	13.6	-	northwest	4.9
2011/3/22 9:00	15.8	9.6	15.4	12.5	12.0	13.5	-	northwest	3.8
2011/3/22 9:10	15.8	9.6	15.4	12.4	11.9	13.5	-	north-northwest	4.7
2011/3/22 9:20	15.8	9.6	15.3	12.5	11.9	13.4	-	north-northwest	4.2
2011/3/22 9:30	15.7	9.6	15.4	12.4	11.9	13.4	-	north-northwest	3.6
2011/3/22 9:40	15.7	9.5	15.3	12.4	11.9	13.4	-	north-northwest	3.9
2011/3/22 9:50	15.6	9.5	15.3	12.4	11.8	13.3	-	north	4.0
2011/3/22 10:00	15.6	9.5	15.3	12.4	11.8	13.2	-	north-northwest	2.8
2011/3/22 10:10	15.5	9.5	15.2	12.3	11.8	13.2	-	north-northwest	2.1
2011/3/22 10:20	15.4	9.4	15.2	12.2	11.7	13.1	-	north-northwest	3.3
2011/3/22 10:30	15.4	9.4	15.1	12.2	11.7	13.0	-	north-northwest	3.8
2011/3/22 10:40	15.3	9.3	15.1	12.2	11.6	12.9	-	southwes	1.4
2011/3/22 10:50	15.3	9.3	15.1	12.1	11.5	12.9	-	north	3.0
2011/3/22 11:00	15.3	9.3	15.1	12.1	11.5	12.8	-	north-northwest	3.3
2011/3/22 11:10	15.2	9.3	15.0	12.1	11.5	12.8	-	north	2.9
2011/3/22 11:20	15.2	9.3	15.0	12.0	11.5	12.8	-	north	3.0
2011/3/22 11:30	15.2	9.3	15.1	12.1	11.4	12.7	-	north	3.5
2011/3/22 11:40	15.1	9.3	15.1	12.0	11.4	12.7	-	north-northwest	2.5
2011/3/22 11:50	15.2	9.3	15.0	12.0	11.4	12.7	-	north-northwest	3.0
2011/3/22 12:00	15.1	9.2	15.0	12.0	11.4	12.7	-	north-northwest	3.0



Monitoring data at Fukushima Daini Nuclear Power Station


Newly added data
Data in which values have been changed

Data in which the number of significant figures has been changed
(November 19, 2012)

Date	(unit: $\mu\text{Sv/h}$)							(unit: m/s)	
	MP-1	MP-2	MP-3	MP-4	MP-5	MP-6	MP-7	Wind Direction	Wind Velocity
2011/3/22 12:10	15.1	9.2	15.0	12.0	11.4	12.6	-	north	2.5
2011/3/22 12:20	15.1	9.2	15.0	12.0	11.4	12.6	-	north	2.9
2011/3/22 12:30	15.1	9.2	15.0	12.0	11.4	12.6	-	north	2.9
2011/3/22 12:40	15.0	9.2	15.0	12.0	11.4	12.5	-	north	3.3
2011/3/22 12:50	15.0	9.2	15.0	12.0	11.4	12.6	-	north-northwest	2.5
2011/3/22 13:00	15.0	9.2	14.9	11.9	11.4	12.5	-	north	2.7
2011/3/22 13:10	14.9	9.2	14.9	11.9	11.4	12.5	-	north	3.4
2011/3/22 13:20	15.0	9.2	15.0	12.0	11.4	12.5	-	north	4.3
2011/3/22 13:30	15.0	9.2	14.9	11.9	11.3	12.5	-	north	3.9
2011/3/22 13:40	15.0	9.2	14.9	11.9	11.3	12.5	-	north-northeast	3.5
2011/3/22 13:50	17.0	10.1	14.9	11.9	11.3	12.5	-	north	2.8
2011/3/22 14:00	27.1	11.1	15.2	12.1	11.5	12.8	-	north	2.5
2011/3/22 14:10	38.0	35.5	15.4	15.4	17.7	18.4	-	north-northeast	1.9
2011/3/22 14:20	50.2	42.4	33.4	33.2	33.2	28.3	-	north-northeast	2.6
2011/3/22 14:30	49.4	39.3	37.6	35.8	37.8	30.3	-	north-northeast	3.1
2011/3/22 14:40	42.3	30.6	35.4	35.7	39.0	33.7	-	north-northeast	2.9
2011/3/22 14:50	43.3	30.4	35.7	29.4	29.0	27.8	-	northeast	3.5
2011/3/22 15:00	49.1	27.4	30.9	26.4	27.0	26.0	22.2	northeast	2.9
2011/3/22 15:10	35.7	20.6	33.9	28.9	28.7	28.3	-	northeast	3.0
2011/3/22 15:20	34.8	19.0	26.2	21.0	20.5	21.8	-	northeast	2.8
2011/3/22 15:30	33.0	17.1	24.5	19.7	19.0	19.7	-	north-northeast	2.5
2011/3/22 15:40	32.0	16.6	23.6	19.0	18.3	19.3	-	northeast	3.7
2011/3/22 15:50	31.0	16.1	23.1	18.6	17.9	18.9	-	north-northeast	3.5
2011/3/22 16:00	30.2	15.7	22.7	18.3	17.5	18.6	-	northeast	3.3
2011/3/22 16:10	29.3	15.4	22.2	17.9	17.2	18.3	-	north-northeast	3.3
2011/3/22 16:20	28.5	15.1	21.8	17.6	16.8	18.0	-	northeast	2.7
2011/3/22 16:30	27.8	14.7	21.5	17.3	16.5	17.7	-	northeast	2.7
2011/3/22 16:40	27.1	14.4	21.1	17.0	16.2	17.4	-	northeast	2.2
2011/3/22 16:50	26.5	14.2	20.8	16.8	15.9	17.2	-	east-northeast	1.9
2011/3/22 17:00	25.9	13.9	20.5	16.5	15.7	17.0	-	northeast	1.8
2011/3/22 17:10	25.3	13.7	20.3	16.3	15.5	16.7	-	northeast	0.4
2011/3/22 17:20	24.9	13.4	19.9	16.1	15.3	16.5	-	north-northwest	0.5
2011/3/22 17:30	24.4	13.2	19.7	15.8	15.1	16.2	-	west-northwest	0.5
2011/3/22 17:40	23.9	13.0	19.4	15.6	14.9	16.1	-	west	4.6
2011/3/22 17:50	23.4	12.8	19.2	15.4	14.7	15.9	-	north-northwest	1.0
2011/3/22 18:00	23.0	12.6	18.9	15.3	14.5	15.7	-	west	4.8
2011/3/22 18:10	22.6	12.5	18.8	15.0	14.3	15.5	-	west	0.4
2011/3/22 18:20	22.2	12.3	18.6	14.9	14.2	15.3	-	north	0.7
2011/3/22 18:30	21.8	12.1	18.4	14.7	14.0	15.2	-	north	1.1
2011/3/22 18:40	21.5	12.0	18.2	14.6	13.9	15.0	-	north	0.8
2011/3/22 18:50	21.2	11.8	18.0	14.5	13.7	14.9	-	north	1.1
2011/3/22 19:00	20.9	11.7	17.9	14.3	13.6	14.8	-	north	1.2
2011/3/22 19:10	20.6	11.5	17.7	14.2	13.4	14.6	-	northwest	1.1
2011/3/22 19:20	20.3	11.5	17.6	14.0	13.3	14.5	-	north	0.9

Monitoring data at Fukushima Daini Nuclear Power Station

 Newly added data
 Data in which values have been changed

 Data in which the number of significant figures has been changed

(November 19, 2012)

Date	(unit: $\mu\text{Sv/h}$)							(unit: m/s)	
	MP-1	MP-2	MP-3	MP-4	MP-5	MP-6	MP-7	Wind Direction	Wind Velocity
2011/3/22 19:30	20.0	11.3	17.4	13.9	13.2	14.4	-	north-northwest	1.1
2011/3/22 19:40	19.8	11.2	17.3	13.8	13.1	14.3	-	north	0.8
2011/3/22 19:50	19.6	11.1	17.1	13.7	13.0	14.1	-	north-northwest	1.5
2011/3/22 20:00	19.6	11.1	17.1	13.6	12.9	14.1	-	west-northwest	4.0
2011/3/22 20:10	19.5	11.2	17.0	13.6	12.8	14.0	-	northwest	1.9
2011/3/22 20:20	19.6	11.4	17.1	13.7	12.9	13.9	-	north	2.0
2011/3/22 20:30	19.7	11.5	17.2	13.8	13.1	14.1	-	north	1.4
2011/3/22 20:40	19.4	11.5	17.2	13.8	13.1	14.1	-	west-northwest	5.2
2011/3/22 20:50	19.5	11.6	17.0	13.8	13.3	14.2	-	west-northwest	3.2
2011/3/22 21:00	19.2	11.5	17.3	13.9	13.3	14.1	-	north-northwest	2.0
2011/3/22 21:10	19.0	11.3	16.9	13.7	13.4	14.2	-	north-northwest	2.2
2011/3/22 21:20	18.7	11.1	16.7	13.5	13.0	13.9	-	north-northwest	2.6
2011/3/22 21:30	18.9	11.3	16.8	13.5	12.9	13.9	-	north	2.4
2011/3/22 21:40	18.4	10.9	16.8	13.5	12.8	13.7	-	north-northwest	2.1
2011/3/22 21:50	18.6	11.2	16.5	13.2	12.5	13.7	-	northwest	1.9
2011/3/22 22:00	18.3	11.0	16.5	13.3	12.5	13.5	-	north-northwest	2.4
2011/3/22 22:10	18.2	11.0	16.5	13.2	12.3	13.5	-	northwest	2.7
2011/3/22 22:20	18.0	10.8	16.4	13.1	12.4	13.4	-	northwest	2.8
2011/3/22 22:30	17.6	10.4	16.1	13.0	12.3	13.4	-	northwest	3.3
2011/3/22 22:40	17.3	10.3	16.0	12.9	12.1	13.2	-	northwest	2.7
2011/3/22 22:50	17.1	10.2	15.9	12.7	12.0	13.1	-	northwest	3.0
2011/3/22 23:00	16.9	10.0	15.8	12.6	11.9	13.0	-	west-northwest	3.2
2011/3/22 23:10	16.8	9.9	15.7	12.5	11.8	12.9	-	northwest	3.2
2011/3/22 23:20	16.7	9.9	15.6	12.4	11.7	12.8	-	west-southwest	1.8
2011/3/22 23:30	16.7	9.8	15.5	12.4	11.6	12.8	-	west-northwest	1.8
2011/3/22 23:40	16.6	9.8	15.5	12.4	11.6	12.7	-	west	1.3
2011/3/22 23:50	16.4	9.7	15.4	12.3	11.6	12.7	-	northwest	2.2