




Monitoring data at Fukushima Daini Nuclear Power Station



 Newly added data
 Data in which values have been changed


 Data in which the number of significant figures has been changed

(November 19, 2012)

Date	(unit: $\mu\text{Sv/h}$)							(unit: m/s)	
	MP-1	MP-2	MP-3	MP-4	MP-5	MP-6	MP-7	Wind Direction	Wind Velocity
2011/4/4 0:00	4.5	3.3	4.8	3.7	3.6	4.6	-	north-northeast	2.2
2011/4/4 0:10	4.5	3.2	4.8	3.7	3.6	4.6	-	north-northeast	2.7
2011/4/4 0:20	4.5	3.2	4.8	3.7	3.6	4.6	-	north	3.6
2011/4/4 0:30	4.5	3.2	4.8	3.7	3.6	4.6	-	north	3.4
2011/4/4 0:40	4.5	3.2	4.8	3.7	3.6	4.6	-	north	3.1
2011/4/4 0:50	4.5	3.3	4.8	3.7	3.6	4.6	-	north	3.0
2011/4/4 1:00	4.5	3.2	4.8	3.7	3.6	4.6	-	north-northeast	1.9
2011/4/4 1:10	4.5	3.2	4.8	3.7	3.6	4.6	-	north	1.5
2011/4/4 1:20	4.5	3.2	4.8	3.7	3.6	4.6	-	north	2.1
2011/4/4 1:30	4.4	3.2	4.8	3.7	3.6	4.6	-	north	1.9
2011/4/4 1:40	4.4	3.2	4.8	3.7	3.6	4.6	-	north-northwest	1.2
2011/4/4 1:50	4.4	3.2	4.8	3.7	3.6	4.6	-	north	2.1
2011/4/4 2:00	4.5	3.2	4.8	3.7	3.6	4.6	-	north-northeast	2.0
2011/4/4 2:10	4.4	3.2	4.8	3.7	3.6	4.6	-	north-northwest	2.2
2011/4/4 2:20	4.4	3.2	4.8	3.7	3.6	4.6	-	north	2.6
2011/4/4 2:30	4.4	3.2	4.8	3.7	3.6	4.6	-	north-northwest	3.1
2011/4/4 2:40	4.4	3.2	4.8	3.7	3.6	4.6	-	north-northeast	2.7
2011/4/4 2:50	4.4	3.2	4.8	3.7	3.6	4.6	-	north	3.0
2011/4/4 3:00	4.4	3.2	4.8	3.7	3.6	4.6	-	north	3.0
2011/4/4 3:10	4.4	3.2	4.8	3.7	3.6	4.6	-	north	3.0
2011/4/4 3:20	4.4	3.2	4.8	3.7	3.6	4.6	-	north-northeast	2.7
2011/4/4 3:30	4.4	3.2	4.8	3.7	3.5	4.6	-	north	3.1
2011/4/4 3:40	4.4	3.2	4.8	3.7	3.5	4.5	-	west-northwest	4.3
2011/4/4 3:50	4.4	3.2	4.8	3.7	3.6	4.5	-	west-northwest	3.6
2011/4/4 4:00	4.4	3.2	4.8	3.6	3.5	4.5	-	north-northeast	2.0
2011/4/4 4:10	4.4	3.2	4.8	3.6	3.6	4.6	-	north-northeast	3.0
2011/4/4 4:20	4.4	3.2	4.8	3.7	3.5	4.5	-	north	3.2
2011/4/4 4:30	4.4	3.2	4.8	3.6	3.6	4.5	-	north-northwest	2.8
2011/4/4 4:40	4.4	3.2	4.8	3.7	3.6	4.6	-	west-northwest	2.8
2011/4/4 4:50	4.4	3.2	4.8	3.6	3.6	4.5	-	north	1.4
2011/4/4 5:00	4.4	3.2	4.8	3.6	3.5	4.5	-	north	3.3
2011/4/4 5:10	4.4	3.2	4.8	3.6	3.6	4.5	-	north-northeast	3.5
2011/4/4 5:20	4.4	3.2	4.8	3.6	3.5	4.5	-	north-northeast	3.0
2011/4/4 5:30	4.4	3.2	4.8	3.6	3.5	4.5	-	north	3.8
2011/4/4 5:40	4.4	3.2	4.8	3.6	3.5	4.5	-	north	5.8
2011/4/4 5:50	4.4	3.2	4.8	3.6	3.5	4.5	-	north	6.5
2011/4/4 6:00	4.4	3.2	4.8	3.6	3.5	4.5	-	north	5.6
2011/4/4 6:10	4.4	3.2	4.8	3.6	3.5	4.5	-	north	4.4
2011/4/4 6:20	4.4	3.2	4.8	3.6	3.5	4.5	-	north	1.9
2011/4/4 6:30	4.4	3.2	4.8	3.6	3.5	4.5	-	north	5.6
2011/4/4 6:40	4.4	3.2	4.8	3.6	3.5	4.5	-	north	5.8

Monitoring data at Fukushima Daini Nuclear Power Station


 Newly added data
 Data in which values have been changed


 Data in which the number of significant figures has been changed


(November 19, 2012)

Date	(unit: $\mu\text{Sv/h}$)							(unit: m/s)	
	MP-1	MP-2	MP-3	MP-4	MP-5	MP-6	MP-7	Wind Direction	Wind Velocity
2011/4/4 6:50	4.4	3.2	4.8	3.6	3.5	4.5	-	north-northeast	4.2
2011/4/4 7:00	4.4	3.2	4.8	3.6	3.5	4.5	-	north-northeast	4.4
2011/4/4 7:10	4.4	3.2	4.8	3.6	3.5	4.5	-	north-northeast	4.4
2011/4/4 7:20	4.4	3.2	4.8	3.6	3.5	4.5	-	north-northeast	4.8
2011/4/4 7:30	4.4	3.3	4.8	3.6	3.5	4.5	-	north-northeast	4.7
2011/4/4 7:40	4.4	3.2	4.8	3.7	3.6	4.6	-	northeast	4.3
2011/4/4 7:50	4.4	3.2	4.8	3.7	3.6	4.6	-	north-northeast	5.2
2011/4/4 8:00	4.4	3.2	4.8	3.7	3.6	4.6	-	north	2.1
2011/4/4 8:10	4.4	3.2	4.8	3.6	3.5	4.5	-	north	2.2
2011/4/4 8:20	4.4	3.2	4.8	3.6	3.5	4.5	-	north-northwest	5.7
2011/4/4 8:30	4.4	3.2	4.8	3.6	3.5	4.5	-	north-northwest	4.3
2011/4/4 8:40	4.4	3.2	4.8	3.6	3.5	4.5	-	northwest	4.7
2011/4/4 8:50	4.4	3.2	4.7	3.6	3.5	4.5	-	northwest	4.7
2011/4/4 9:00	4.4	3.2	4.8	3.6	3.5	4.5	-	northwest	5.3
2011/4/4 9:10	4.4	3.2	4.8	3.6	3.5	4.5	-	west-northwest	3.8
2011/4/4 9:20	4.4	3.2	4.8	3.6	3.5	4.5	-	north-northwest	1.7
2011/4/4 9:30	4.4	3.2	4.7	3.6	3.5	4.5	-	north-northwest	3.0
2011/4/4 9:40	4.4	3.2	4.8	3.6	3.5	4.5	-	north-northwest	3.7
2011/4/4 9:50	4.4	3.2	4.8	3.6	3.5	4.1	-	north-northwest	2.8
2011/4/4 10:00	4.4	3.2	4.7	3.6	3.5	3.8	-	northwest	4.1
2011/4/4 10:10	4.4	3.2	4.8	3.6	3.5	3.6	-	northwest	4.8
2011/4/4 10:20	4.4	3.2	4.7	3.6	3.5	3.3	-	northwest	4.7
2011/4/4 10:30	4.4	3.2	4.8	3.6	3.5	3.3	-	northwest	3.4
2011/4/4 10:40	4.4	3.2	4.7	3.6	3.5	3.4	-	west-northwest	4.9
2011/4/4 10:50	4.4	3.2	4.7	3.6	3.5	3.5	-	north-northeast	4.3
2011/4/4 11:00	4.4	3.2	4.7	3.6	3.5	3.5	-	north-northeast	7.1
2011/4/4 11:10	4.4	3.2	4.7	3.6	3.5	3.5	-	northeast	7.1
2011/4/4 11:20	4.4	3.2	4.8	3.6	3.5	3.5	-	northeast	8.4
2011/4/4 11:30	4.4	3.2	4.7	3.6	3.5	3.5	-	northeast	6.4
2011/4/4 11:40	4.4	3.2	4.7	3.6	3.5	3.5	-	northeast	7.4
2011/4/4 11:50	4.4	3.2	4.7	3.6	3.5	3.5	-	northeast	6.6
2011/4/4 12:00	4.4	3.2	4.7	3.6	3.5	3.5	2.6	northeast	7.7
2011/4/4 12:10	4.4	3.2	4.7	3.6	3.5	3.5	-	northeast	7.4
2011/4/4 12:20	4.4	3.2	4.7	3.6	3.5	3.5	-	north-northeast	5.9
2011/4/4 12:30	4.4	3.2	4.7	3.6	3.5	3.5	-	northeast	7.6
2011/4/4 12:40	4.3	3.2	4.7	3.6	3.5	3.5	-	northeast	8.8
2011/4/4 12:50	4.3	3.2	4.7	3.6	3.5	3.5	-	northeast	9.1
2011/4/4 13:00	4.4	3.2	4.7	3.6	3.5	3.5	-	north-northeast	8.4
2011/4/4 13:10	4.3	3.2	4.7	3.6	3.5	3.5	-	north-northeast	8.5

Monitoring data at Fukushima Daini Nuclear Power Station

 Newly added data


 Data in which values have been changed


 Data in which the number of significant figures has been changed


(November 19 ,2012)

Date	(unit: $\mu\text{Sv/h}$)							(unit: m/s)	
	MP-1	MP-2	MP-3	MP-4	MP-5	MP-6	MP-7	Wind Direction	Wind Velocity
2011/4/4 13:20	4.3	3.2	4.7	3.6	3.5	3.5	-	northeast	8.5
2011/4/4 13:30	4.3	3.2	4.7	3.6	3.5	3.5	-	northeast	6.8
2011/4/4 13:40	4.3	3.2	4.7	3.6	3.5	3.5	-	northeast	7.3
2011/4/4 13:50	4.3	3.2	4.7	3.6	3.5	3.5	-	northeast	7.8
2011/4/4 14:00	4.3	3.2	4.7	3.6	3.5	3.5	-	north-northeast	8.5
2011/4/4 14:10	4.3	3.2	4.7	3.6	3.5	3.5	-	northeast	8.2
2011/4/4 14:20	4.3	3.2	4.7	3.6	3.5	3.5	-	north-northeast	8.0
2011/4/4 14:30	4.3	3.1	4.7	3.6	3.5	3.5	-	northeast	9.3
2011/4/4 14:40	4.3	3.1	4.7	3.6	3.5	3.4	-	northeast	8.5
2011/4/4 14:50	4.3	3.1	4.7	3.6	3.4	3.4	-	northeast	7.7
2011/4/4 15:00	4.3	3.2	4.7	3.6	3.4	3.4	-	northeast	10.2
2011/4/4 15:10	4.3	3.2	4.7	3.6	3.5	3.4	-	northeast	9.0
2011/4/4 15:20	4.3	3.2	4.7	3.6	3.5	3.4	-	north-northeast	6.4
2011/4/4 15:30	4.3	3.2	4.7	3.6	3.5	3.5	-	north-northeast	8.2
2011/4/4 15:40	4.3	3.1	4.7	3.6	3.5	3.4	-	north-northeast	5.3
2011/4/4 15:50	4.3	3.2	4.7	3.6	3.5	3.4	-	northwest	2.1
2011/4/4 16:00	4.3	3.1	4.7	3.6	3.4	3.5	-	northwest	4.2
2011/4/4 16:10	4.3	3.1	4.7	3.5	3.4	3.5	-	north-northwest	6.5
2011/4/4 16:20	4.3	3.1	4.7	3.5	3.5	3.4	-	north	6.7
2011/4/4 16:30	4.3	3.1	4.7	3.5	3.4	3.5	-	north-northwest	5.8
2011/4/4 16:40	4.3	3.1	4.7	3.5	3.4	3.4	-	north	5.2
2011/4/4 16:50	4.3	3.1	4.7	3.5	3.4	3.4	-	northwest	1.9
2011/4/4 17:00	4.3	3.1	4.7	3.5	3.5	3.5	-	north-northwest	2.9
2011/4/4 17:10	4.3	3.1	4.7	3.6	3.4	3.4	-	north-northwest	2.4
2011/4/4 17:20	4.3	3.1	4.7	3.5	3.5	3.4	-	west-northwest	1.8
2011/4/4 17:30	4.3	3.1	4.7	3.5	3.4	3.4	-	north-northwest	0.8
2011/4/4 17:40	4.3	3.2	4.7	3.6	3.5	3.5	-	north-northwest	0.5
2011/4/4 17:50	4.3	3.2	4.8	3.6	3.5	3.5	-	east-northeast	1.1
2011/4/4 18:00	4.3	3.1	4.7	3.6	3.5	3.5	-	northeast	1.4
2011/4/4 18:10	4.3	3.1	4.7	3.5	3.4	3.4	-	north-northeast	5.0
2011/4/4 18:20	4.3	3.2	4.7	3.6	3.5	3.4	-	north-northeast	3.9
2011/4/4 18:30	4.3	3.2	4.7	3.6	3.5	3.5	-	north-northeast	2.1
2011/4/4 18:40	4.3	3.2	4.7	3.6	3.5	3.5	-	north-northeast	1.3
2011/4/4 18:50	4.3	3.1	4.7	3.6	3.5	3.4	-	north-northeast	1.8
2011/4/4 19:00	4.3	3.1	4.7	3.5	3.4	3.4	-	north-northeast	5.5
2011/4/4 19:10	4.3	3.1	4.7	3.5	3.5	3.4	-	north-northeast	4.7
2011/4/4 19:20	4.3	3.1	4.7	3.5	3.5	3.4	-	northeast	4.4
2011/4/4 19:30	4.3	3.1	4.6	3.5	3.4	3.4	-	northeast	5.0

Monitoring data at Fukushima Daini Nuclear Power Station

 Newly added data

 Data in which values have been changed

 Data in which the number of significant figures has been changed

(November 19, 2012)

Date	(unit: $\mu\text{Sv/h}$)							(unit: m/s)	
	MP-1	MP-2	MP-3	MP-4	MP-5	MP-6	MP-7	Wind Direction	Wind Velocity
2011/4/4 19:40	4.3	3.1	4.6	3.5	3.4	3.4	-	north-northeast	2.7
2011/4/4 19:50	4.3	3.1	4.6	3.5	3.4	3.4	-	north-northeast	2.2
2011/4/4 20:00	4.3	3.1	4.6	3.5	3.4	3.4	-	northeast	3.0
2011/4/4 20:10	4.3	3.1	4.6	3.5	3.4	3.4	-	north-northeast	2.7
2011/4/4 20:20	4.3	3.1	4.7	3.5	3.4	3.4	-	northeast	2.7
2011/4/4 20:30	4.3	3.1	4.6	3.5	3.4	3.4	-	north-northeast	2.5
2011/4/4 20:40	4.3	3.1	4.7	3.5	3.5	3.4	-	north-northeast	0.9
2011/4/4 20:50	4.3	3.1	4.7	3.5	3.5	3.4	-	north-northeast	0.8
2011/4/4 21:00	4.3	3.1	4.6	3.5	3.5	3.4	-	north-northeast	1.0
2011/4/4 21:10	4.3	3.1	4.6	3.5	3.5	3.4	-	north	0.5
2011/4/4 21:20	4.3	3.1	4.6	3.5	3.4	3.4	-	north-northwest	1.5
2011/4/4 21:30	4.3	3.1	4.6	3.5	3.4	3.4	-	northwest	1.4
2011/4/4 21:40	4.3	3.1	4.6	3.5	3.4	3.4	-	north	2.8
2011/4/4 21:50	4.3	3.1	4.6	3.5	3.4	3.4	-	west-northwest	3.1
2011/4/4 22:00	4.3	3.1	4.7	3.5	3.4	3.4	-	west	7.7
2011/4/4 22:10	4.3	3.1	4.6	3.5	3.4	3.4	-	west-northwest	3.3
2011/4/4 22:20	4.3	3.1	4.6	3.5	3.4	3.4	-	northwest	4.3
2011/4/4 22:30	4.3	3.1	4.6	3.5	3.4	3.4	-	north-northwest	5.3
2011/4/4 22:40	4.3	3.1	4.6	3.5	3.4	3.4	-	northwest	4.7
2011/4/4 22:50	4.3	3.1	4.6	3.5	3.4	3.4	-	west-northwest	5.2
2011/4/4 23:00	4.3	3.1	4.6	3.5	3.4	3.4	-	northwest	2.8
2011/4/4 23:10	4.3	3.1	4.6	3.5	3.4	3.4	-	northwest	1.5
2011/4/4 23:20	4.2	3.1	4.6	3.5	3.4	3.4	-	west-northwest	0.8
2011/4/4 23:30	4.2	3.1	4.6	3.5	3.4	3.4	-	north-northwest	0.6
2011/4/4 23:40	4.2	3.1	4.6	3.5	3.4	3.4	-	north	2.5
2011/4/4 23:50	4.3	3.1	4.6	3.5	3.4	3.4	-	north-northwest	2.2