

Situation of Storage and Treatment of Accumulated Water including Highly Concentrated Radioactive Materials at Fukushima Daiichi Nuclear Power Station (51st Release)

June 13, 2012

Tokyo Electric Power Company

1. Introduction

This document is to report the following matters in accordance with the instruction of "Installment of treatment facility and storing facility of water including highly concentrated radioactive materials at Fukushima Daiichi Nuclear Power Station of the Tokyo Electric Power Company (Instruction) "(NISA No. 6, June 8, 2011), dated on June 9, 2011.

<Instruction>

TEPCO should report to NISA the situation of storing and treatment of the contaminated water in the Power Station and future forecast based upon the current situation have to be reported to NISA as soon as the treatment facility starts its operation. Also, subsequently, continued report has to be submitted to NISA once a week until the treatment of the accumulated water in the Central Radioactive Waste Treatment Facility is completed.

2. Situation of storing and treatment of accumulated water in the building (actual record)

Stored amounts in each unit building (Units 1 to 4 (including condensers and trenches)), and stored and treated amount in the Accumulated Water Storing Facility (including underpass area close to the High Temperature Incinerator Building), and other related data, as of June 12, are shown in the Attachment -1.

3. Forecast of storing and treatment

(1) Short term forecast

Water transfer is planned so that the levels of the accumulated water in Units 1&2 and Units 3&4 building will be maintained around at the level of OP. 3,000, based on the stored amount in the Accumulated Water Storing Facilities and the operating situation of the radioactive material treatment equipment. Water is transferred to the Process Main Building and/or High Temperature Incinerator Building as Accumulated Water Storing Facilities.

Treatment is implemented considering the situation of storage and transfer of Accumulated Water Storing Facilities.

We assume stored amounts in each unit building (Units 1 to 4 (including condenser and trench)), and stored and treated amount in the Accumulated Water Storing Facilities (including underpass

area close to the High Temperature Incinerator Building), and other related data as of June 19, as shown in Attachment -2.

(2) Middle term forecast

Regarding accumulated water in Unit 1&2 building and Unit 3&4 building, from the viewpoint of reducing the risks of discharging to the ocean and leaking into the groundwater, it is necessary to keep enough capacity for the accumulated water in the building until its level reaches OP. 4,000 and to keep the accumulated water level lower than the groundwater level. On the other hand, based on the view of limiting inflow of underwater to buildings and reducing the amount of emerged accumulated water, we are planning to transfer accumulated water keeping its level in the building around OP. 3,000 considering water tank capacity.

As for accumulated water of the Process Main Building and the High Temperature Incinerator Building, we are planning to treat the accumulated water considering the situation of construction of middle and low level waste water tanks, the operation factor of the radioactive material treatment instruments and duration for maintenance.

We forecast stored amounts in each unit building (Unit 1 to 4 (including condensers and trenches)), and storing and treatment situations in the Accumulated Water Storing Facilities (including underpass areas close to the High Temperature Incinerator Building) for 3 months, as shown in Attachment -3.

Stored amounts in each building and the water storage equipment are forecasted to be unchanged in case transfer and treatment were implemented as scheduled without rain. However, it would be subject to change depending on the operation factor of the radioactive material treatment instruments and so on.

Also, the water treated at the radioactive material treatment equipment (fresh water and condensed salt water) can be stored in the middle and low level waste water tanks.

END

Storage and treatment of high level radioactive accumulated water (as of June 12, 2012)

Classification	
█	High level radioactive water
█	Treated water (saltwater)
█	Treated water (concentrated saltwater)
█	Treated water (freshwater)
█	Freshwater

	Storage volume *1	Change from last report	Storage capacity *2
Concentrated saltwater receiving tank	140,825m ³	+ 598m ³	163,500m ³
Freshwater receiving tank	15,360m ³ *3	+ 809m ³	25,100m ³ *4
Concentrated waste liquid storage tank	5,497m ³	-5m ³	9,500m ³

*1 The figures are just for reference when the water level of Desalination System and Evaporative concentration apparatus are not stable.
 *2 Operational Upper Limit
 *3 Including the collection water approx. 240m³ from discharge channel.
 *4 Including the temporary tank of the collection water approx. 300m³ from discharge channel. (isolated.)

	Chloride concentration
Before/After Desalination	1,800ppm / 40ppm (Sampled on 5/22)
Before/After Evaporative Concentration	6,900ppm / 2ppm (Sampled on 12/20)

	Storage volume	change from last report	Storage volume *2
Waste liquid supply tank	983m ³	-4m ³	1,200m ³
SPT(B)	1,811m ³	+ 480m ³	3,100m ³

*2 Shows the operational limit.

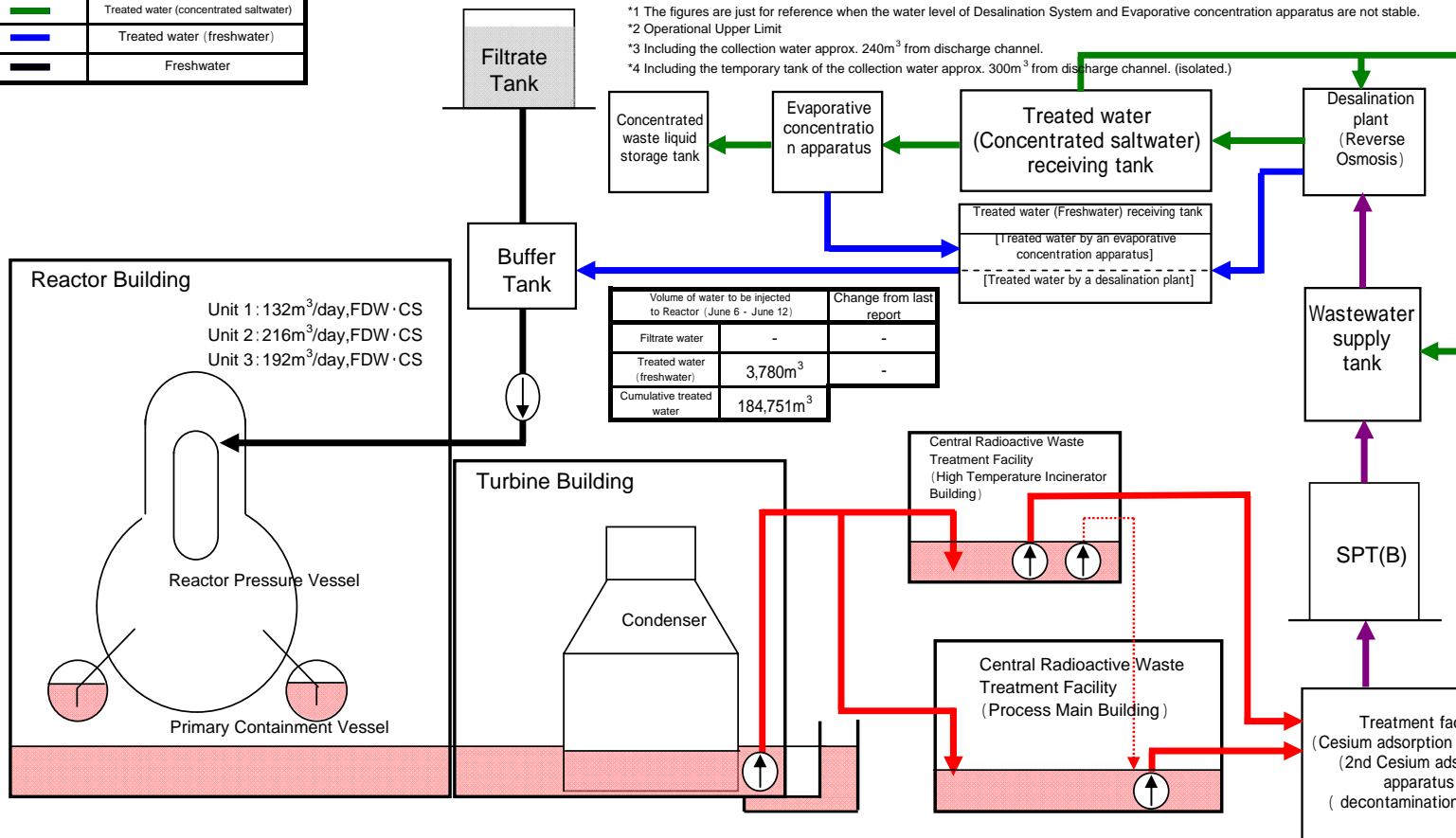
Place of Sampling	Radioactivity density *5
Process Main Building	1.3E+05 Bq/cm ³ (Sampled on 4/24)
Exit of cesium adsorption apparatus	8.0E+00 Bq/cm ³ (Sampled on 4/24)
Exit of decontamination facility	-
High Temperature Incinerator Building	6.8E+04 Bq/cm ³ (Sampled on 5/22)
Exit of second cesium adsorption apparatus	2.3E+00 Bq/cm ³ (Sampled on 5/22)

*5 Data of Cs-137 are described above.

Nuclide	DF *6,7
I-131	- (-)
Cs-134	1.5E+04 (3.1E+04)
Cs-137	1.6E+04 (3.0E+04)

*6 Data sampled on April 24 (operations of cesium adsorption facility - decontamination facility)

*7 Data in parentheses are those sampled on May 22 (operation of the 2nd Cesium adsorption apparatus)



	Volume of water to be injected to Reactor (June 6 - June 12)	Change from last report
Filtrate water	-	-
Treated water (freshwater)	3,780m ³	-
Cumulative treated water	184,751m ³	-

Storage Facility	Storage volume	Change from last report	Water level	Treated volume (5/9-5/15)	Cumulative treated	Waste produced	Change from last report	Storage capacity
Process Main Building	Approx.17,050m ³	+ 580m ³	OP.4,821	Approx.6,560m ³ *8	Approx.354,650m ³ *8	Sludge	595m ³	+ 3m ³
High Temperature Incinerator Building	Approx.3,980m ³	-170m ³	OP.2,716			Used vessels	417 *9	-
Total	Approx.21,030m ³							1,137 *10

*2 Shows the operational limit.
 *8 Including approx. 6,560m³ (cumulative treated volume: approx.200,420m³) of treated volume by the 2nd Cesium adsorption apparatus.
 *9 Including 46 used vessels of 2nd Cesium adsorption apparatus.
 *10 Storage capacity will vary according to stored used vessels of 2nd Cesium adsorption apparatus.

Facility	Storage volume	Change from last report	Water level in T/B
Unit 1	Approx.14,100m ³	+ 100m ³	OP.2,916
Unit 2	Approx.22,100m ³	-400m ³	OP.3,076
Unit 3	Approx.24,500m ³	+ 300m ³	OP.3,165
Unit 4	Approx.19,200m ³	+ 300m ³	OP.3,157
Total	Approx.79,900m ³		

Note:
 -The previous update: June 5, 2012.
 -Water transfer from Unit 2 to High Temperature Incinerator Building is under operation.
 -On June 7, water transfer from Unit 3 to High Temperature Incinerator Building was stopped. On June 10, water transfer from Unit 3 to High Temperature Incinerator Building was restarted.
 -2nd Cesium Adsorption Apparatus is under operation: Availability factor 78.1% (Projected: 75%).
 -From April 26, Cesium Adsorption Instrument was stopped.
 -On June 6, water transfer from On-site Bunker Building to Process Main Building is under operation.
 -On June 6,7, water transfer from the trench between Process Main Building and High Temperature Incinerator Building to High Temperature Incinerator Building is under operation.
 -The sludge in the decontamination facility was removed (in order to improve the equipment room environment).

Storage and treatment of high level radioactive accumulated water (June 19, 2012)

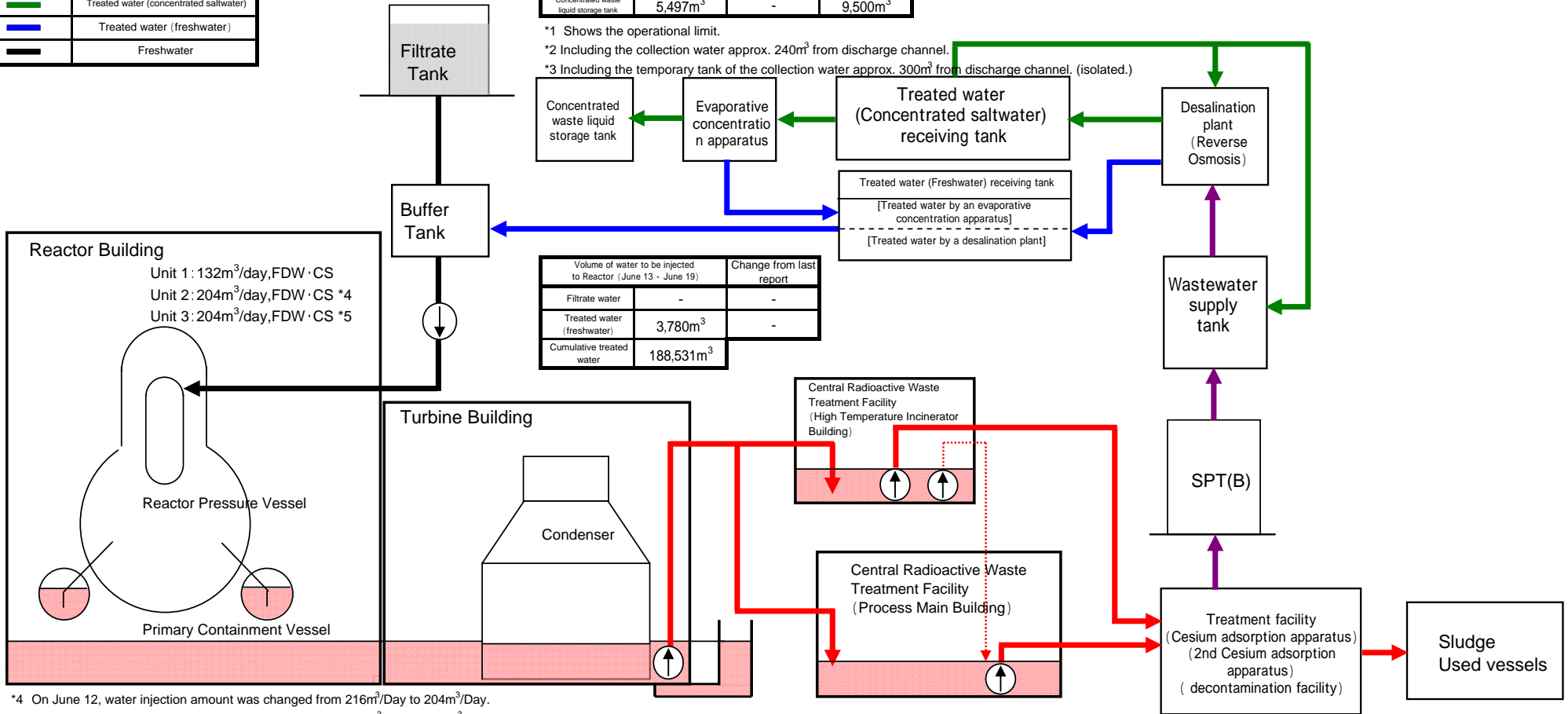
Classification	
█	High level radioactive water
█	Treated water (saltwater)
█	Treated water (concentrated saltwater)
█	Treated water (freshwater)
█	Freshwater

Storage volume *1			
	Storage volume	Change from last report	Storage capacity *2
Concentrated saltwater receiving tank	144,437m ³	+ 3,612m ³	163,500m ³
Freshwater receiving tank	16,788m ³ *2	+ 1,428m ³	25,100m ³ *3
Concentrated waste liquid storage tank	5,497m ³	-	9,500m ³

*1 Shows the operational limit.

*2 Including the collection water approx. 240m³ from discharge channel.

*3 Including the temporary tank of the collection water approx. 300m³ from discharge channel. (isolated.)



Volume of water to be injected to Reactor (June 13 - June 19)		
	Volume	Change from last report
Filtrate water	-	-
Treated water (freshwater)	3,780m ³	-
Cumulative treated water	188,531m ³	

*4 On June 12, water injection amount was changed from 216m³/Day to 204m³/Day.

*5 On June 12, water injection amount was changed from 192m³/Day to 204m³/Day.

Facility	Storage volume	Change from last report	Water level in T/B
Unit 1	Approx.14,300m ³	+ 200m ³	OP.3,199 (Unit2 T/B)
Unit 2	Approx.22,900m ³	+ 800m ³	
Unit 3	Approx.24,000m ³	-500m ³	OP.3,094 (Unit3 T/B)
Unit 4	Approx.18,600m ³	-600m ³	
Total	Approx.79,800m ³		

Storage Facility	Storage volume	Change from last report	Water level	Treated volume (5/9-)	Cumulative treated	Waste produced	Change from last report	Storage capacity
Process Main Building	Approx.14,900m ³	-2150m ³	OP.4,208	Approx.8,820m ³	Approx.363,470m ³	Sludge 598m ³	+ 3m ³	700m ³ *1
High Temperature Incinerator Building	Approx.4,540m ³	+ 560m ³	OP.3,179			Used vessels 419 *7	+ 2	1,137 *8
Total	Approx.19,440m ³							

*1 Shows the operational limit.

*6 Including approx. 6,300m³ (cumulative treated volume: approx.206,720m³) of treated volume by the 2nd Cesium adsorption apparatus.

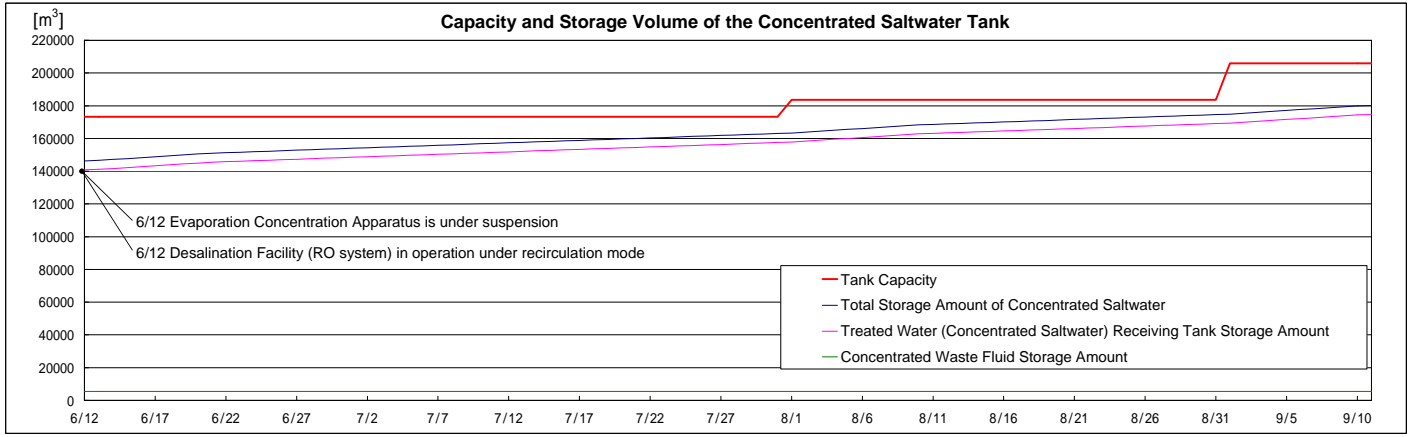
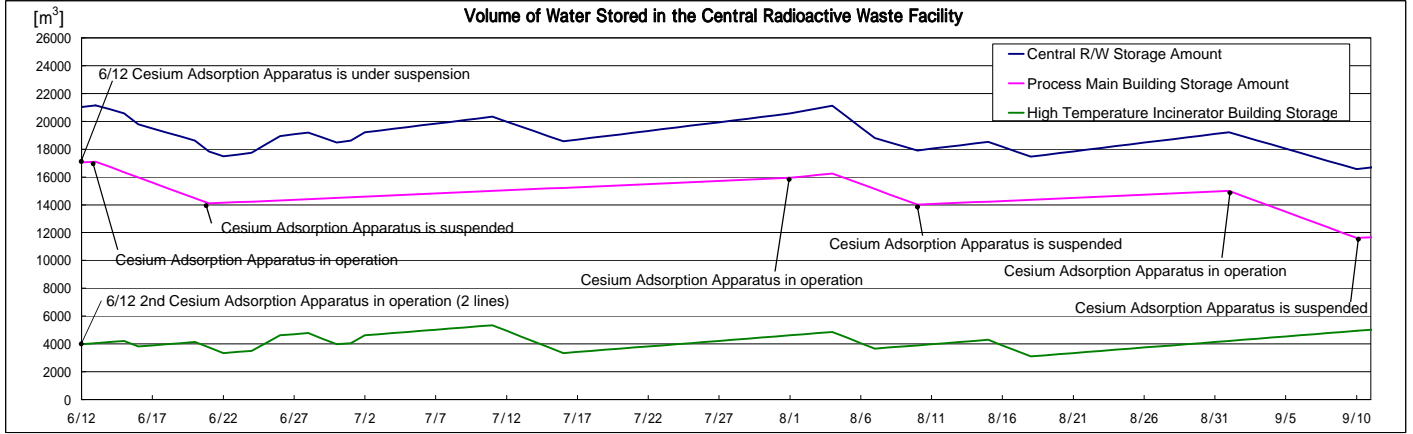
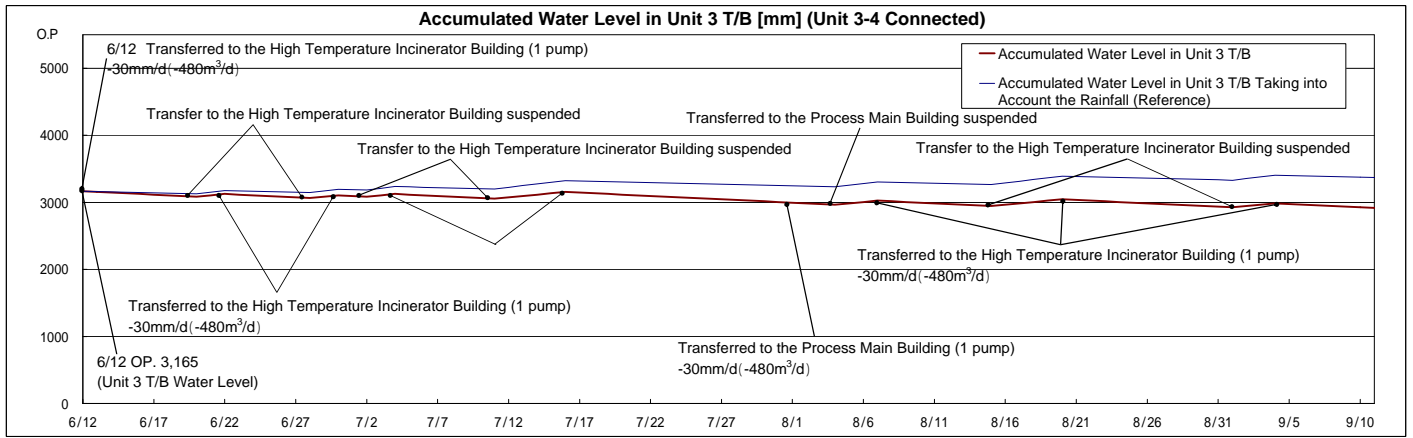
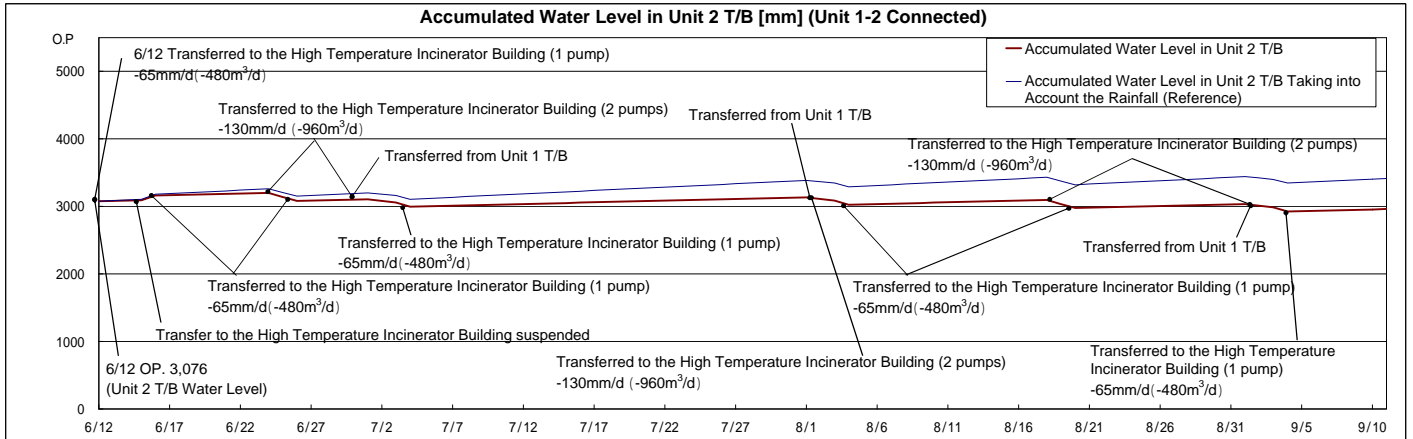
*7 Including 46 used vessels of 2nd Cesium adsorption apparatus.

*8 Storage capacity will vary according to stored used vessels of 2nd Cesium adsorption apparatus.

Note:

- Water transfer from Unit 2 to the High Temperature Incinerator Building will be temporarily stopped.
- Water transfer from Unit 3 to the High Temperature Incinerator Building is scheduled.
- Operation of Cesium Adsorption Apparatus is scheduled to restart: Availability Factor 30% (Projected)
- Operation of 2nd Cesium Adsorption Apparatus is scheduled: Availability Factor 75% (Projected)

Simulation Results of Accumulated Water Treatment in Unit 1-4 T/B



Note

- The treated water volume is assumed to be 900m³/d (Subject to change depending on the level of water accumulated in T/B).
- The accumulated water level in T/B is assumed to increase by 5mm daily, taking into consideration the average rain fall in the surrounding area of Fukushima Daiichi Nuclear Power Station (August-October in the past 3 years)