

Situation of Storage and Treatment of Accumulated Water including Highly Concentrated Radioactive Materials at Fukushima Daiichi Nuclear Power Station (219th Release)

September 18, 2015
Tokyo Electric Power Company

1. Introduction

This document is to report the following matters in accordance with the instruction of "Installment of treatment facility and storing facility of water including highly concentrated radioactive materials at Fukushima Daiichi Nuclear Power Station of the Tokyo Electric Power Company (Instruction) "(NISA No. 6, June 8, 2011), dated on June 9, 2011.

<Instruction>

TEPCO should report to NISA the situation of storing and treatment of the contaminated water in the Power Station and the future forecast based upon the current situation has to be reported to NISA as soon as the treatment facility starts its operation. Also, subsequently, continued report has to be submitted to NISA once a week until the treatment of the accumulated water in the Central Radioactive Waste Treatment Facility is completed.

2. Situation of storing and treatment of accumulated water in the building (actual record)

Stored amounts in each unit building (Units 1 to 4 (including condensers and trenches)) and stored and treated amounts, and other related data in the Accumulated Water Storing Facility as of September 17 are shown in the Attachment -1.

3. Forecast of storing and treatment

(1) Short term forecast

Water transfer is planned so that the levels of the accumulated water in Units 1&2 and Units 3&4 building will be maintained around at the level of OP. 3,000, based on the stored amount in the Accumulated Water Storing Facilities and the operating situation of the radioactive material treatment equipment. Water is transferred to the Process Main Building and/or High Temperature Incinerator Building as Accumulated Water Storing Facilities.

Treatment is implemented considering the situation of storage and transfer of Accumulated Water Storing Facilities.

We assume stored amounts in each unit building (Units 1 to 4 (including condenser and trench)), and stored and treated amounts, and other related data in the Accumulated Water Storing Facilities as of September 24, as shown in Attachment -2.

(2) Middle term forecast

Regarding accumulated water in Unit 1&2 building and Unit 3&4 building, from the viewpoint of reducing the risks of discharging to the ocean and leaking into the groundwater, it is necessary to keep enough capacity for the accumulated water in the building until its level reaches OP. 4,000 and to keep the accumulated water level lower than the groundwater level. On the other hand, based on the view of limiting inflow of underwater to buildings and reducing the amount of emerged accumulated water, we are planning to transfer accumulated water keeping its level in the building around OP. 3,000 considering water tank capacity.

As for accumulated water of the Process Main Building and the High Temperature Incinerator Building, we are planning to treat the accumulated water considering the situation of construction of middle and low level waste water tanks, the operation factor of the radioactive material treatment instruments and duration for maintenance.

We forecast stored amounts in each unit building (Unit 1 to 4 (including condensers and trenches)), and storing and treatment situations in the Accumulated Water Storing Facilities for the next 3 months, as shown in Attachment -3.

Stored amounts in each building and the water storage equipment are forecasted to be unchanged in case transfer and treatment were implemented as scheduled without rain. However, it would be subject to change depending on the operation factor of the radioactive material treatment instruments and so on.

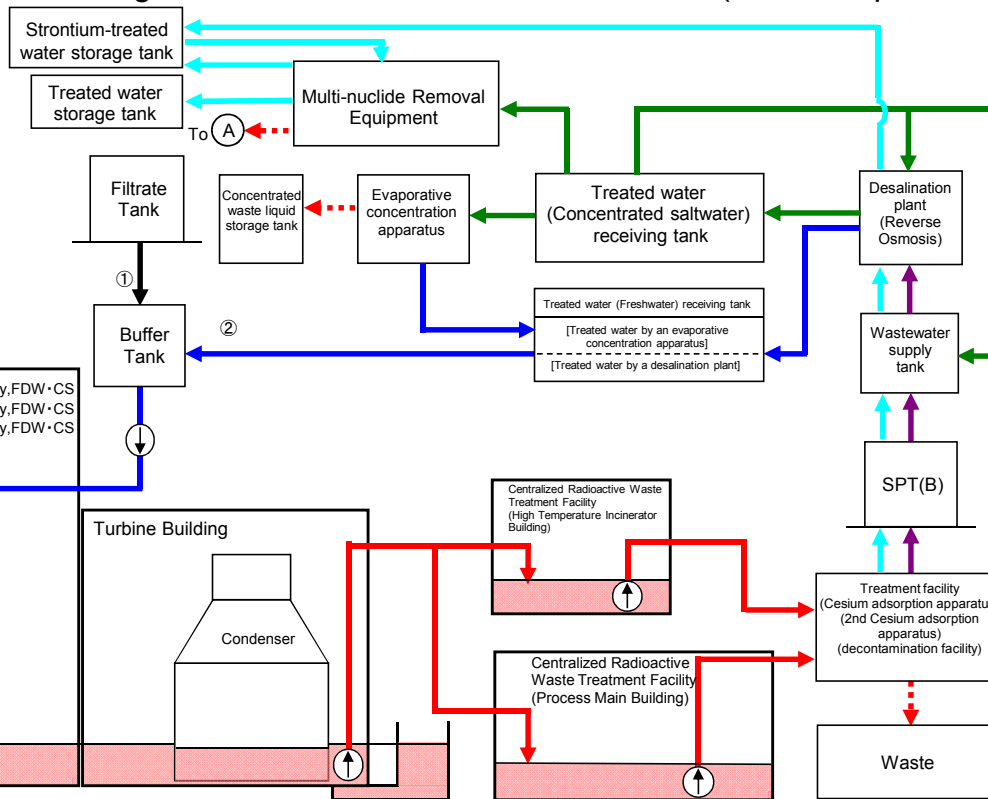
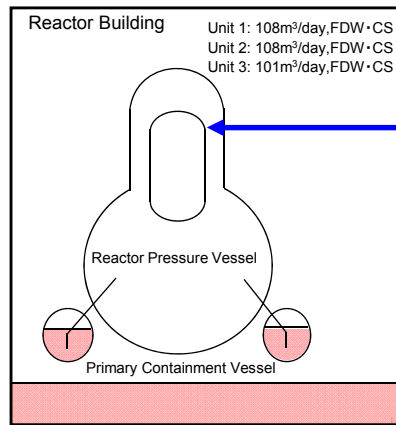
Also, the water treated at the radioactive material treatment equipment (fresh water and condensed salt water) can be stored in the middle and low level waste water tanks.

END

Storage and treatment of high level radioactive accumulated water (as of September 17, 2015)

Classification	
■ / ■ / ■ / ■	High level radioactive water/Waste
■	Treated water (saltwater)
■	Treated water (concentrated saltwater)
■	Treated water (freshwater)
■	Treated water from Multi-nuclide Removal Equipment
■	Freshwater

Volume of water to be injected to Reactor (9/11-9/17)		Change from last report
① Filtrate water	-	-
② Treated water (freshwater)	2,212m ³	+11m ³
Cumulative treated water	608,486m ³	



Storage volume ^{*1,2}		Change from last report	Storage capacity ^{*3,4}
Concentrated saltwater receiving tank ¹	0m ³	-	-
Freshwater receiving tank	16,616m ³	+738m ³	27,500m ³
Concentrated waste liquid storage tank	9,226m ³	-11m ³	20,000m ³
Treated water storage tank	532,316m ³	+4,371m ³	546,200m ³
Strontium-treated water storage tank	151,046m ³	-378m ³	231,000m ³

Residual water ^{*5}		Change from last report	Storage capacity ^{*3,4}
Concentrated saltwater receiving tank	Approx. 3,600m ³	No Change	Approx. 157,900m ³

Storage volume		Change from last report	Storage volume ^{*3}
Wastewater supply tank	689m ³	-36m ³	1,200m ³
SPT(B)	1,418m ³	+380m ³	3,100m ³

Chloride concentration	
Before/After Desalination	600ppm /3ppm (Sampled on Sept 8)
Before/After Evaporative Concentration	-

Radioactivity concentration ^{*6}	
Process Main Building	1.8E+07 Bq/L (Sampled on July 13)
Exit of cesium adsorption apparatus	2.8E+02 Bq/L (Sampled on July 13)
Exit of decontamination facility	-
High Temperature Incinerator Building	9.4E+06 Bq/L (Sampled on Sept 8)
Exit of second cesium adsorption apparatus	1.4E+02 Bq/L (Sampled on Sept 8)

Facility	Storage volume	Change from last report	Water level in T/B
Unit 1	Approx. 14,200m ³	+200m ³	OP.3,412
Unit 2	Approx. 18,900m ³	+100m ³	OP.3,295
Unit 3	Approx. 20,200m ³	+800m ³	OP.3,313
Unit 4	Approx. 19,200m ³	+400m ³	OP.3,250
Total	Approx. 72,500m ³		

Storage Facility	Storage volume	Change from last report	Water level	Treated volume (9/11-9/17)	Cumulative treated volume	Waste produced	Change from last report	Storage capacity
Process Main Building	Approx. 19,070m ³	+1,110m ³	OP.5,397	Approx.7,060m ³ ^{*7}	Approx. 1,315,990m ³ ^{*7}	Sludge	597m ³	700m ³ ^{*3}
High Temperature Incinerator Building	Approx. 3,840m ³	-770m ³	OP.2,370			Used vessels	2,758 ^{*8}	
Total	Approx. 22,910m ³						+12	6,055

[Main operations that have been conducted during the period from September 10, 2015 (the previous announcement data) to September 17, 2015]

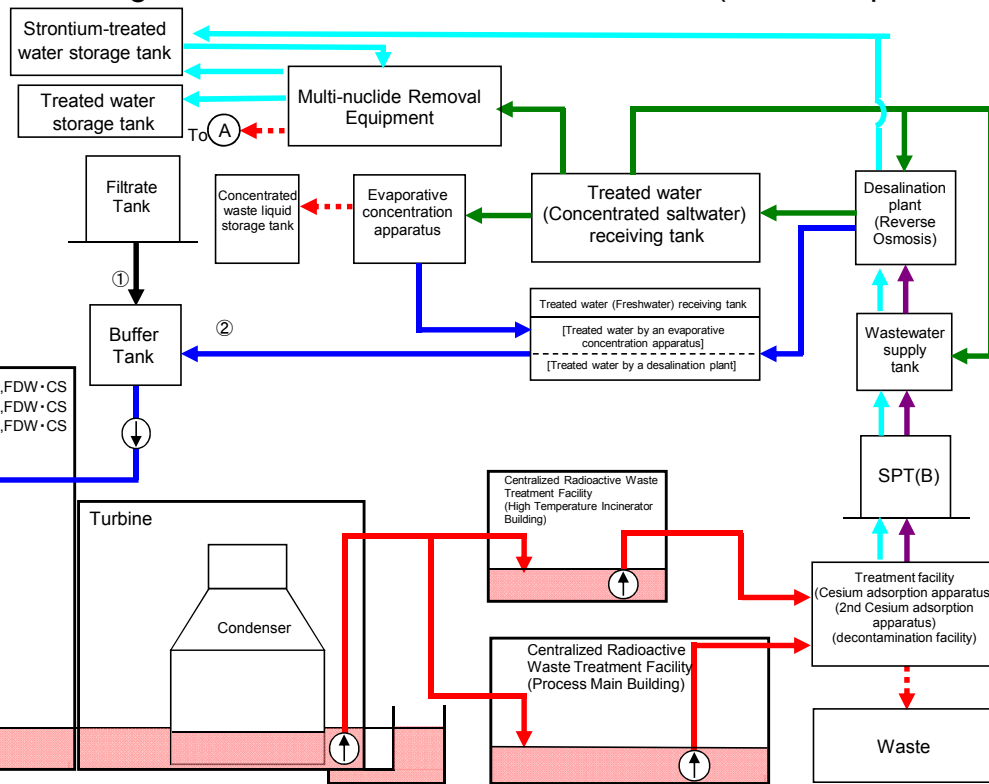
- From Sept.10 to 16, water transfer from the Unit 2 T/B to the High Temperature Incinerator Building was conducted. On Sept.10-11 and 16-17, water transfer from the Unit 2 T/B to the Process Main Building was conducted.
- On Sept.15-16, water transfer from the Unit 2 Reactor Building to the High Temperature Incinerator Building was conducted. On Sept.10-11, water transfer from the Unit 2 Reactor Building to the Process Main Building was conducted.
- On Sept.15-16, water transfer from the Unit 2 Radioactive Waste Treatment Facility to the High Temperature Incinerator Building was conducted. On Sept.10-11 and 16-17, water transfer from the Unit 2 Radioactive Waste Treatment Facility to the Process Main Building was conducted.
- On Sept.10, water transfer from the Unit 3 T/B to the High Temperature Incinerator Building was conducted. From Sept.10 to 15, water transfer from the Unit 3 T/B to the Process Main Building was conducted.
- The operation of the Cesium Adsorption Apparatus and the 2nd Cesium Adsorption Apparatus has been conducted; the availability factor of the former has been 32% (previously assumed: 40%) and the availability factor of the latter has been 52% (previously assumed: 55%)
- On Sept.10, water transfer from the Unit 1 House Boiler Room to the Unit 1 T/B was conducted.
- On Sept.12 and 16, water transfer from the Unit 1 T/B to the Unit 1 Radioactive Waste Treatment Facility was conducted.
- On Sept.15, water transfer from the Unit 3 Underground Storage Facility for Radioactive Waste to the Unit 3 Radioactive Waste Treatment Facility was conducted.

*1 The figures of the data are treated as a reference, because water levels during water transfer are not stable.
 *2 The figures of the storage volume do not include those of the following volumes that have accumulated from the bottom of the tanks to the height of so-called "down scale (DS)," where water gauges show 0%.
 Freshwater receiving tank (approx. 1,000m³), Concentrated waste liquid storage tank (approx.100m³),
 Treated water storage tank (approx. 1,000m³), Strontium-treated water storage tank (approx. 3,000m³).
 *3 The figures of the data show the operational limits.
 *4 The figures of "Storage capacity" do not include those of the volumes that have accumulated from the bottom of the tanks to the height of so-called "down scale (DS)," where water gauges show 0%. However, each tank has the capacity that accommodates more than the storage volume that accumulates up to the height of "DS."
 *5 The figure of "Residual water" includes the one of the volumes that have accumulated from the bottom of the tanks to the height of so-called "down scale (DS)," where water gauges show 0%.
 *6 The data shown here are those of Cs-137.
 *7 Total treated amount of Cesium adsorption apparatus and 2nd Cesium adsorption apparatus
 Breakdown of the treated amount: Cesium adsorption apparatus (2,670m³)
 2nd Cesium adsorption apparatus (4,390m³)
 Breakdown of the cumulative treated amount: Cesium adsorption apparatus (295,230m³)
 2nd Cesium adsorption apparatus (1,020,760m³)
 Cesium adsorption apparatus (545)
 *8 Breakdown of the used vessels: Cesium adsorption apparatus (146) Others: Storage container (1,730),
 Treated column (7), Used vessel (164), Filters and so forth (65)

Storage and treatment of high level radioactive accumulated water (as of September 24, 2015)

Classification	
■ / ■ / ■ / ■	High level radioactive water/Waste
■	Treated water (saltwater)
■	Treated water (concentrated saltwater)
■	Treated water (freshwater)
■	Treated water from Multi-nuclide Removal Equipment
■	Freshwater

Volume of water to be injected to Reactor (9/18- 9/24)		Change from last report
① Filtrate water	-	-
② Treated water (freshwater)	2,268m ³	+56m ³
Cumulative treated water	610,754m ³	



Storage volume ¹		Change from last report	Storage capacity ^{2,3}
Concentrated saltwater receiving tank ¹	0m ³	-	-
Freshwater receiving tank	17,540m ³	+924m ³	27,500m ³
Concentrated waste liquid storage tank ¹	9,226m ³	No change	20,000m ³
Treated water storage tank ¹	537,514m ³	+5,198m ³	546,200m ³
Strontium-treated water storage tank	151,109m ³	+63m ³	231,000m ³

Residual water ⁴		Change from last report	Storage capacity ^{2,3}
Concentrated saltwater receiving tank	Approx. 3,600m ³	No Change	Approx. 157,900m ³

Facility	Storage volume	Change from last	Water level in T/B
Unit 1	Approx. 14,000m ³	-200m ³	OP.3,350
Unit 2	Approx. 19,300m ³	+400m ³	(Unit 2 T/B)
Unit 3	Approx. 20,700m ³	+500m ³	OP.3,372
Unit 4	Approx. 20,000m ³	+800m ³	(Unit 3 T/B)
Total	Approx. 74,000m ³		

Storage Facility	Storage volume	Change from last report	Water level	Treated volume (9/18 - 9/24)	Cumulative treated volume	Waste produced	Change from last report	Storage capacity
Process Main Building	Approx. 18,500m ³	-570m ³	OP.5,233	Approx.7,980m ³ *5	Approx. 1,323,970m ³ *5	Sludge	597m ³	700m ³ *2
High Temperature Incinerator Building	Approx. 2,860m ³	-980m ³	OP.1,561			Used vessels	2,775*6	
Total	Approx. 21,360m ³						+17	6,055

[Main operations that are planned to be conducted during the period from September 17, 2015 to September 24, 2015.]

- Water transfer from the Unit 2 T/B to the High Temperature Incinerator Building and the Process Main Building will be conducted.
- Water transfer from the Unit 2 Reactor Building to the High Temperature Incinerator Building will be conducted.
- Water transfer from the Unit 2 Radioactive Waste Treatment Facility to the High Temperature Incinerator Building and the Process Main Building will be conducted.
- Water transfer from the Unit 3 T/B to the Process Main Building will be conducted.
- The operation of the Cesium Adsorption Apparatus is scheduled. (assumed Availability Factor 30%).
- The operation of the 2nd Cesium Adsorption Apparatus is scheduled (assumed Availability Factor 65%).
- Water transfer from the Unit 1 T/B to the Unit 1 Radioactive Waste Treatment Facility is scheduled.

*1 The figures of "Storage volume" do not include those of the volumes that have accumulated from the bottom of the tanks to the height of so-called "down scale (DS)," where water gauges show 0%.

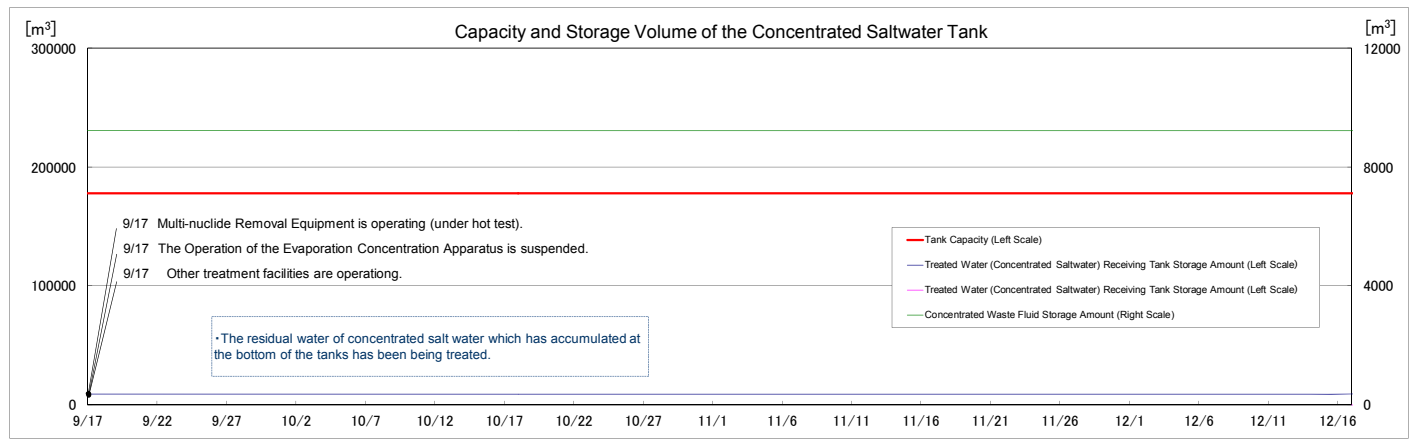
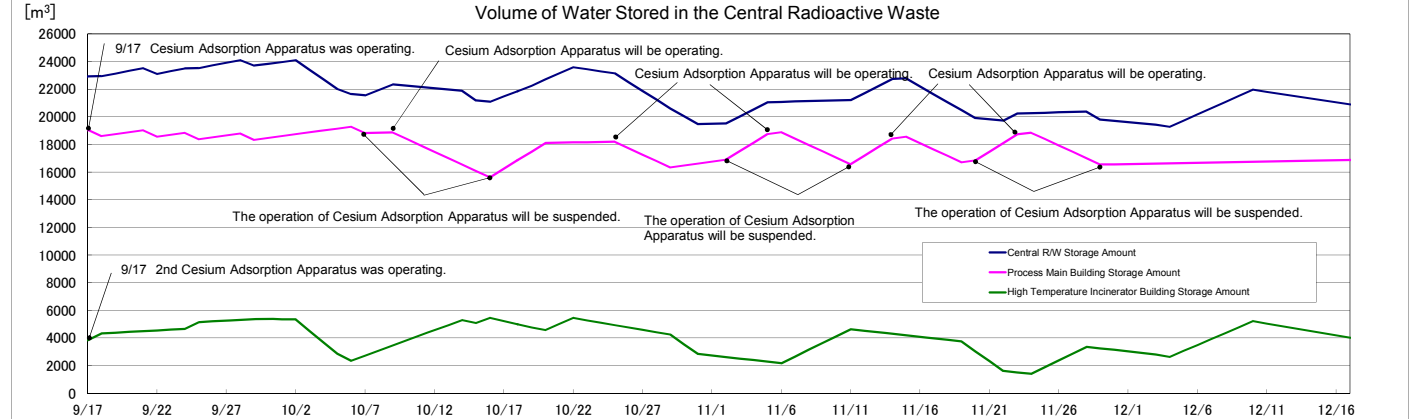
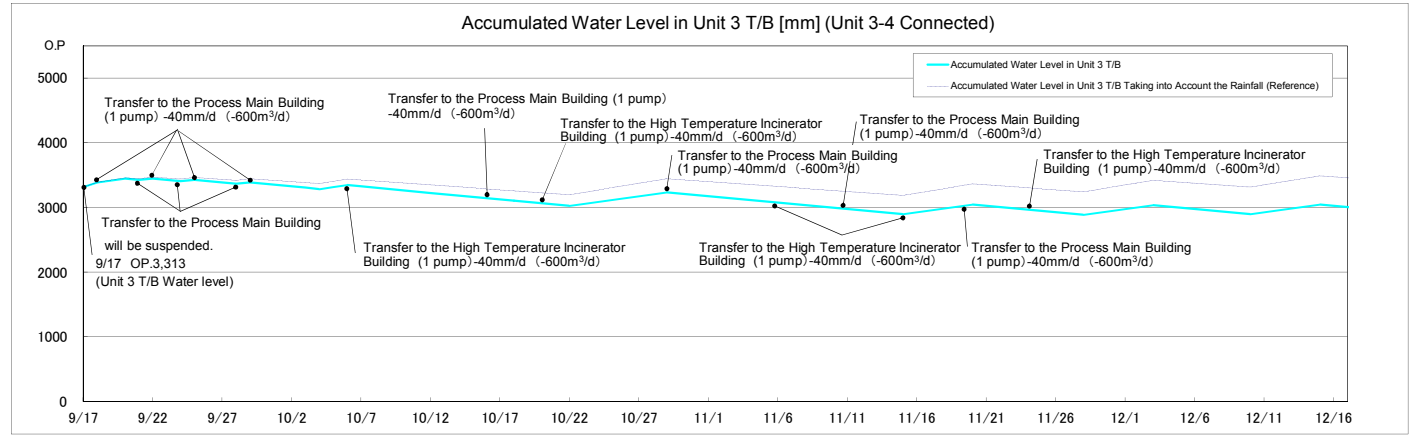
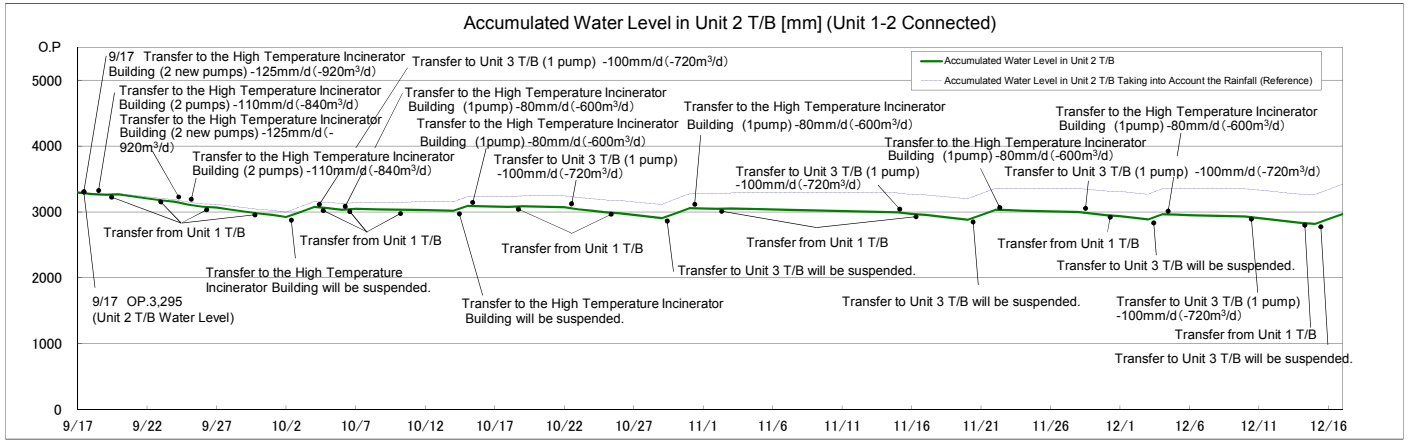
*2 The figures of the data show the operational limits.

*3 The figures of "Storage capacity" do not include those of the volumes that have accumulated from the bottom of the tanks to the height of so-called "down scale (DS)," where water gauges show 0%. However, each tank has the capacity that accommodates more than the storage volume that accumulates up to the height of "DS."

*4 The figure of "Residual water" includes the one of the volumes that have accumulated from the bottom of the tanks to the height of so-called "down scale (DS)," where water gauges show 0%.

*5 Total treated amount of Cesium adsorption apparatus and 2nd Cesium adsorption apparatus
 Breakdown of the treated amount: Cesium adsorption apparatus (2,620m³)
 2nd Cesium adsorption apparatus (5,460m³)
 Breakdown of the cumulative treated amount: Cesium adsorption apparatus (297,750m³)
 2nd Cesium adsorption apparatus (1,026,220m³)

*6 Breakdown of the used vessels:
 Cesium adsorption apparatus (65)
 2nd cesium Cesium adsorption apparatus (146),
 Others: Storage container (1,743),
 Treated column (7)
 Used vessels (164)
 Filters and so forth (65)



Note

- The amount of water treated with the 2nd Cesium Adsorption Apparatus is estimated to be 780m³/d (Subject to change depending on the factors such as the levels of water accumulated in T/Bs.)
- "Accumulated Water Levels in Unit 2 and 3 T/Bs" are simulated water levels in consideration of the change of the water levels caused by recent rainfall, inflow of groundwater, etc. in the surrounding areas of the Fukushima Daiichi Nuclear Power Station.
- "Accumulated Water Levels in Unit 2 and 3 T/Bs Taking into Account the Rainfall" are simulated water levels which are calculated by adding to the accumulated water amounts which are assumed to increase at the rate of 5mm a day when the surrounding areas of the Fukushima Daiichi Nuclear Power Station have the rainfall equal to the average amount of rain which fell for three months from August to October in 2008 to 2010.